

Table 1 - Quality of Life in Platteville

	Local Neighborhood		Platteville as a place to ...											
	#	%	Live		Raise kids		Work		Visit		Retire		Overall	
	#	%	#	%	#	%	#	%	#	%	#	%	#	%
1=Terrible	2	0.2%	5	0.5%	7	0.9%	14	1.6%	17	1.7%	31	3.9%	2	0.2%
2=Poor	17	1.7%	27	2.6%	48	5.9%	119	13.6%	196	19.2%	110	14.0%	23	2.2%
3=Average	188	18.8%	256	25.0%	205	25.1%	300	34.2%	413	40.4%	294	37.3%	280	27.3%
4=Good	508	50.9%	527	51.6%	366	44.9%	323	36.9%	306	29.9%	244	31.0%	583	56.8%
5=Excellent	284	28.4%	207	20.3%	190	23.3%	120	13.7%	90	8.8%	109	13.8%	138	13.5%
Total	999		1022		816		876		1022		788		1026	
Mean	4.06		3.88		3.84		3.47		3.25		3.37		3.81	

25-Sep-20

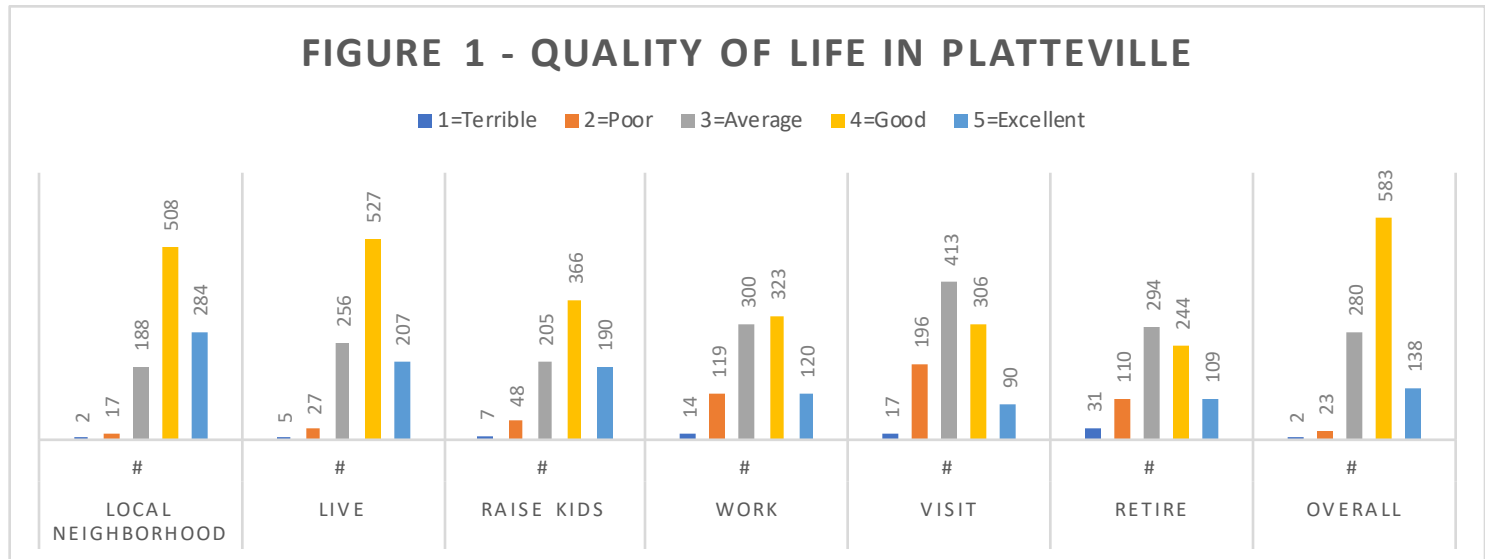


Table 2 - Impressions on local issues (0 = worst, 100 = best)

	Obs	Mean	Std. Dev.	Min	Max
Safety	958	81.69	15.68	0	100
Ease of Travel	960	84.01	16.94	0	100
Nature	953	83.41	15.22	9	100
Health and Wellness	951	74.09	19.81	0	100
Education	954	85.43	17.46	0	100
Enrichment	951	69.01	21.57	0	100
Community	950	70.77	23.12	0	100
Reputation	953	72.14	21.87	0	100

25-Sep-20

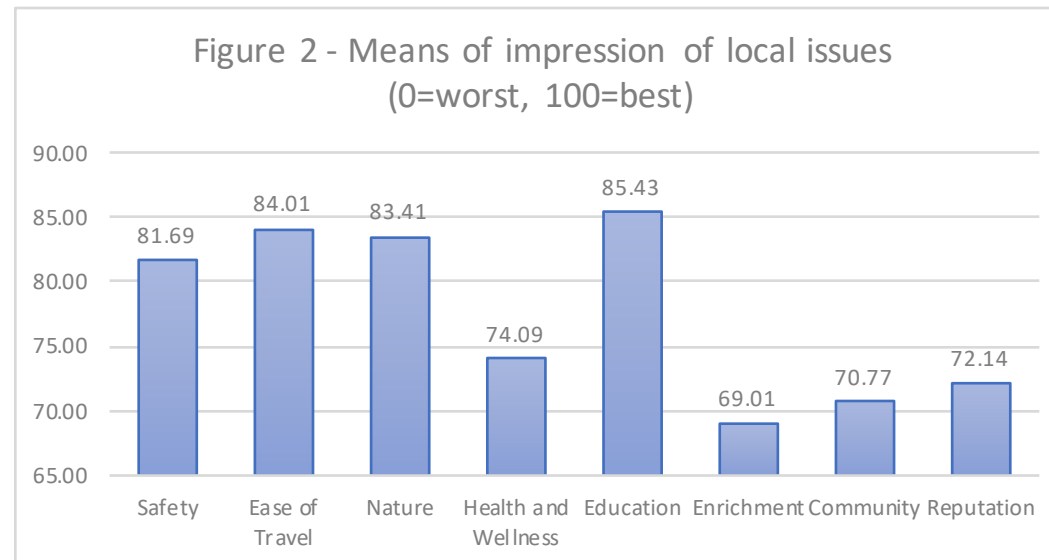


Table 3 - Opportunities in Platteville

	Childcare		K12 Edu		Adult Edu		Culture		Religion		Employment		Shopping		Affordability		Events		Downtown		Volunteering		Diversity	
	#	%	#	%	#	%	#	%	#	%	#	%	#	%	#	%	#	%	#	%	#	%	#	%
1=Far below avg	19	2%	5	1%	5	1%	30	3.6%	10	1%	38	5%	100	12.1%	40	4.9%	9	1.1%	49	6.0%	9	1.1%	67	8.2%
2=Somewhat below avg	66	9%	21	3%	45	6%	148	18.0%	49	6%	151	19%	284	34.4%	125	15.3%	61	7.6%	142	17.3%	80	9.9%	159	19.6%
3=Average	520	68%	423	55%	192	24%	290	35.3%	394	49%	394	48%	287	34.7%	324	39.8%	375	46.6%	343	41.8%	396	49.1%	306	37.6%
4=Somewhat above avg	140	18%	237	31%	379	47%	273	33.2%	261	32%	192	24%	129	15.6%	235	28.8%	296	36.8%	233	28.4%	243	30.1%	205	25.2%
5=Far above avg	24	3%	87	11%	194	24%	81	9.9%	90	11%	40	5%	26	3.1%	91	11.2%	64	8.0%	54	6.6%	78	9.7%	76	9.3%
Total	769		773		815		822		804		815		826		815		805		821		806		813	
Mean	3.11		3.49		3.87		3.28		3.46		3.06		2.63		3.26		3.43		3.12		3.37		3.08	

25-Sep-20

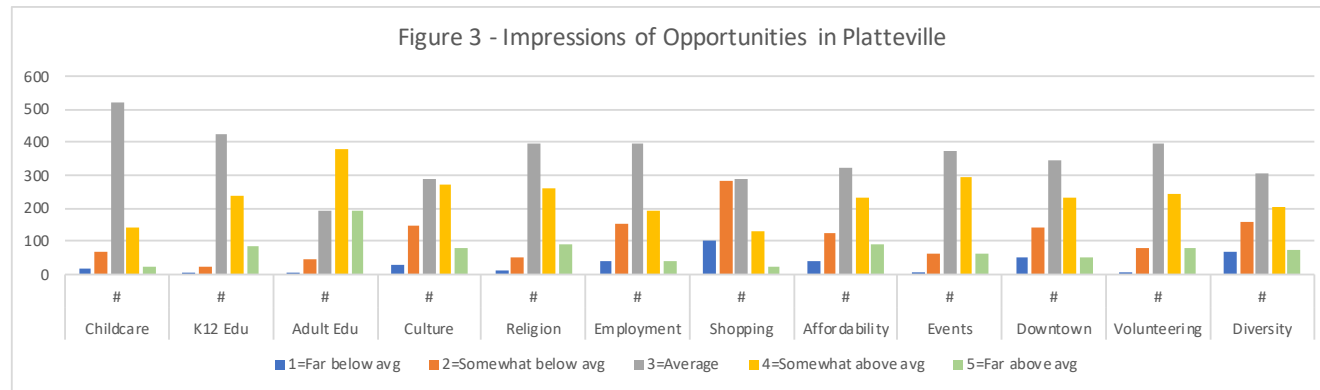


Table 4 - Satisfaction with Services in Platteville

	25-Sep-20		Police		Fire		EMS		Streets		Snow		Sidewalk		Trash		Recycling		Yard Waste		Water	
	#	%	#	%	#	%	#	%	#	%	#	%	#	%	#	%	#	%	#	%	#	%
1=Extremely dissatisfied	20	3%	1	0%	5	1%	17	2.3%	23	3%	12	2%	3	0.4%	10	1.3%	7	0.9%	39	5.2%		
2=Somewhat dissatisfied	46	6%	6	1%	10	1%	136	18.0%	98	13%	92	12%	31	4.1%	40	5.3%	47	6.3%	146	19.4%		
3=Neither dis or sat	228	30%	267	36%	264	35%	214	28.4%	224	30%	251	33%	180	23.8%	190	25.2%	281	37.5%	174	23.1%		
4=Somewhat satisfied	235	31%	168	22%	186	25%	285	37.8%	264	35%	290	38%	240	31.7%	226	29.9%	214	28.6%	223	29.6%		
5=Extremely satisfied	227	30%	310	41%	290	38%	102	13.5%	145	19%	111	15%	302	39.9%	289	38.3%	200	26.7%	172	22.8%		
Total	756		752		755		754		754		756		756		755		749		754			
Mean	3.80		4.04		3.99		3.42		3.54		3.52		4.07		3.99		3.74		3.45			
			Recreation		Parks		Museum		Recreation		Code		Library		Emergency		Green Spaces		Events		Staff	
			#	%	#	%	#	%	#	%	#	%	#	%	#	%	#	%	#	%	#	%
1=Extremely dissatisfied	29	3.9%	7	0.9%	7	0.9%	17	2.3%	33	4.4%	5	0.7%	9	1.2%	2	0.3%	13	1.7%	6	0.8%		
2=Somewhat dissatisfied	82	11.0%	38	5.0%	26	3.5%	60	8.1%	73	9.8%	11	1.5%	33	4.4%	35	4.7%	45	6.0%	26	3.5%		
3=Neither dis or sat	266	35.7%	155	20.6%	368	49.6%	338	45.4%	407	54.9%	221	29.5%	322	43.3%	209	27.9%	357	47.9%	287	38.6%		
4=Somewhat satisfied	252	33.8%	326	43.2%	210	28.3%	248	33.3%	168	22.6%	205	27.4%	247	33.2%	300	40.0%	252	33.8%	245	32.9%		
5=Extremely satisfied	117	15.7%	228	30.2%	131	17.7%	82	11.0%	61	8.2%	306	40.9%	132	17.8%	204	27.2%	79	10.6%	180	24.2%		
Total	746		754		742		745		742		748		743		750		746		744			
Mean	3.46		3.97		3.58		3.43		3.20		4.06		3.62		3.89		3.45		3.76			
Standard Deviations	1.02	0.90	0.92	1.01	1.04	0.94	0.91	0.98	0.95	1.18	1.01	0.89	0.85	0.87	0.89	0.91	0.87	0.87	0.83	0.89		

Table 5 - Race/ethnicity Self-identification

White	618	96.4%
Black	8	1.2%
Native American	5	0.8%
Asian	8	1.2%
Pacific Islander	2	0.3%
Other	11	
Hispanic	18	2.8%

"Other" race/ethnicity answers

American	2	18.18	18.18
Black on the inside	1	9.09	27.27
Doesn't matter	1	9.09	36.36
Hispanic	1	9.09	45.45
Hispanic, please stop leaving "hispan..	1	9.09	54.55
Human	2	18.18	72.73
Human	1	9.09	81.82
Italian	1	9.09	90.91
This survey should have nothing to do..	1	9.09	100.00

Table 6 - Gender Self-identification

Woman	288	45%
Man	338	53%
Non-binary	7	1%
Agender	4	1%
Other	6	1%

"Other" gender answers

Doesn't matter
Gender is always male of female. Oth..
Helicopter
This survey should have nothing to do..
What a stupid bullshit question

Table 6.5 - Age Categories

Under 18 years old	1	0.15%
18-24 years old	350	54.10%
25-34 years old	54	8.35%
35-44 years old	75	11.59%
45-54 years old	60	9.27%
55-64 years old	50	7.73%
65-74 years old	51	7.88%
Over 75 years old	6	0.93%

Table 7 - Time Living in Platteville

9/8/20

	#	%	Cumulative %
Less than 2 years	68	15.0%	7.43
2-5 years	154	33.9%	48.9%
6-10 years	48	10.6%	59.5%
11-20 years	61	13.4%	72.9%
More than 20 years	123	27.1%	100
Total	454		

People living here 10 or fewer years are from:

- ? Madison
 - A Rural Farming Community
 - A big city- Waukesha
 - A community similar in size to Platte..
 - A small town in IL surrounded by corn
 - A small town near Fond Du Lac, WI
 - A smaller town than Platteville, loca..
 - Alabama
 - All over
 - Amherst, WI
 - Another small town - Elkhorn, WI
 - Appleton
 - Appleton WI
 - Appleton, wisconsin
 - Belleville, WI
 - Belmont
 - California
 - California
 - Carmi, Illinois
 - Cascade
 - Central Wisconsin
 - Central Wisconsin.
 - Chicago
 - Chicago
 - Chicago area
 - Chicago suburbs
 - Chicago, Illinois
 - Chicagoland area in similar "college-..
 - Chippewa Falls, WI
 - Colgate, WI
 - Columbus, Ohio
 - Crystal Lake
 - Cuba City
 - Darlington
- Depending on the situation, probably ..
- Dickeyville
 - Door County

Dubuque
Dubuque
Dubuque, IA
Dubuque, Iowa
East Troy Wisconsin
Eau Claire
Elkhorn, WI
Elkhorn, wi
England
Fennimore
Fond du lac
Forreston, IL
Fox Cities
Fox Valley, WI

From Milwaukee but I live in Plattevi..

From where I was born

Green Bay
Green Bay
Green Bay Area
Green Bay, WI
Greenbay
Hartford area
Hazel Green, WI

Home

I am from Auburndale, WI

I am from Oakfield, Wisconsin

I am from the Grant County area.

I am originally from XXX, I currently..

I came from Elkhorn, Wisconsin where ..

I go to school at UWP. I am from Monr..

I say my hometown.

I went to high school in a small town..

I'd tell people i'm from a bigger city.

I'm from Appleton Wisconsin but go to..

I'm from a small town 15 minutes away..

Idaho

Illinois

Illinois

Illinois -> chicago -> right be..

Im from Texas

Indiana

Iowa

Iowa by way of North Carolina

It depends: I am prior military, so d..

I'm from St. Peter's Missouri, just o..

Janesville

Jefferson WI

Kaukauna, WI

Kenosha
Kenosha, WI
Kentucky
Kieler
Lake Geneva Wisconsin
Lake Geneva, WI
Lancaster
Lancaster, WI
Lena, IL
Lived in this area all my life
Lodi Wisconsin, 53555 / Spread Eagle ..
Madison
Madison
Madison Area
Madison WI
Madison, WI
Mankato, Minnesota
Menomonee Falls
Menomonee Falls, WI
Menomonie, WI
Michigan
Midland, Michigan
Milwaukee
Milwaukee
Milwaukee Area
Milwaukee Wisconsin
Milwaukee area
Minneapolis
Minnesota
Minnesota
Monroe
Monroe WI
Monroe Wisconsin
Mount Horeb
Murphysboro, IL
Muskego, WI. In Platteville for schoo..
NW Chicago land
Near Milwaukee
New England
New York, NY
North Dakota
Northeast Illinois
Northern California
Northern Illinois
Northern WI
Northern Wisconsin
Ohio
Onalaska

Oregon, WI
Oshkosh, WI
Pittsville
Platteville
Platteville
Platteville - I grew up here. I left ..
Potosi
Potosi
Prairie du Chien
Prairie du Chien, WI
Quad Cities, Illinois
Reedsburg WI
Richland Center
Richland Center
Rockford Illinois
Saturn
Sheboygan
Smaller town than platteville in wisc..
Southern Wisconsin
Southwest WI
Southwest Wisconsin
Springfield, IL
Stevens Point WI
Stevens Point, WI
Stoughton, Wisconsin
Suburb of Chicago
The Western United States (many)
The area
The city
The place I spent the majority of chi..
Village of Rewey
Warrens, WI
Waterloo wi
Waukesha
Waukesha, WI
Waunakee
West Allis, WI
West-Central Wisconsin
Whitewater Wisconsin
Wisconsin
Wisconsin
Wisconsin Dells
Wonder lake, Illinois
born in chicago, moved here from st l..
central wisconsin
iowa
rural outer milwaukee
stitzer & before mankato MN

stitzet
the M and UWP
the country
wisconsin

Table 8 - Primary Residence

	#	%
In Platteville	434	66.5%
Not in Platteville but own here	20	3.1%
Other	24	3.7%
UWP Campus	175	26.8%
Total	653	

Table 9 - Plattevillites Rent or Own

	#	%
Own	227	49.7%
Rent	211	46.2%
Rent-free	14	3.1%
Non-stable housing	1	0.2%
Other	4	0.9%
Total	457	

Table 10 - Plattevillites Type of Residence

	#	%
One family house	310	68.0%
Multi-family house	37	8.1%
Mobile home	2	0.4%
Building with two or more residences (€	104	22.8%
No stable or long-term residence	1	0.2%
Other	2	0.4%
Total	456	

Table 11 - Who Plattevillites live with

Multiple types possible (N=454)

	#	%
Alone	53	11.7%
Romantic cohabitation	43	9.5%
Family member of similar age	7	1.5%
Parent (one or more)	18	4.0%
Extended family	1	0.2%
Spouse	197	43.4%
Own child(ren)	86	18.9%
Sig. other's child(ren)	7	1.5%
Room/housemate	31	6.8%
Adult child(ren)	7	1.5%
Other	6	1.3%

"Immediate family members"

Questionable counting on this one

Table 12 - Types of Non-residents' Owned Properties

Multiple types possible (N=20)

	#	%
Own business	9	45%
Rented out business	6	30%
Single-family	6	30%
Multi-family	3	15%
Apartment/Condo	3	15%
Vacant lot	1	5%
Other	2	10%

These people live in:

	#		
Appleton, WI	1	5.56	5.56
Cuba City WI	1	5.56	11.11
Dodgeville, WI	1	5.56	16.67
Grant County	1	5.56	22.22
Lancaster	1	5.56	27.78
Lancaster WI (Ellenboro)	1	5.56	33.33
Lima Township, Platteville Address - ...	1	5.56	38.89
Mount Horeb, WI	1	5.56	44.44
Platteville township	6		
Rural Platteville	1	5.56	72.22
The moon	1	5.56	77.78
Township	1	5.56	83.33
single family home	1	5.56	100.00

Table 13 - Employment status

	#	%
Full-time	175	31.4%
Part-time	187	33.5%
Unemployed	60	10.8%
Not working	89	15.9%
Retired	47	8.4%
Total	558	

Table 14 - Work location

	#	%
At home in Platteville	70	16.4%
Outside home in Pville	238	55.7%
Wisconsin, not Pville	74	17.3%
Iowa	22	5.2%
Illinois	4	0.9%
Other	19	4.4%
Total	427	

9/25/20

College Student
Due to Covid I have adjusted to worki..
I go to school and work at the school
I work all over due to being a midwi..
I work and live on campus
I work outside of Platteville, but I..
I'm a midwife I work over
Minnesota
Only work at home due to the pandemic..
The job and location varies depending..
UW-Platteville
Work both in Platteville and Muskego-..
Work during during classes at UW-Plat..
Work in Platteville
Work in platteville and nearby areas..
on campus/off campus internship
remote

Table 15 - Preferred method of updates

Multiple types possible (N=614)

	#	%
Newspaper	182	29.6%
Emails	309	50.3%
Text messages	109	17.8%
Newsletters	147	23.9%
Facebook	301	49.0%
Twitter	27	4.4%
Website	239	38.9%
Other	21	3.4%

9/25/20