

PUBLIC NOTICE

PUBLIC NOTICE is hereby given that a SPECIAL meeting of the Common Council of the City of Platteville shall be held on **Monday, October 12, 2015 at 6:00 PM in the G.A.R. Room** at 75 North Bonson Street, Platteville, WI.

COMMON COUNCIL AGENDA

I. CALL TO ORDER

II. ROLL CALL

III. WORK SESSION

- A. Proposed Compensation Study for City Staff
- B. Report on Transit Services

IV. ADJOURNMENT

*If your attendance requires special accommodation, write City Clerk, P.O. Box 780, Platteville, WI 53818
or call (608) 348-9741 Ext.6.*



Job Classification and Compensation Project

OCTOBER 2015

Current State

- ❖ **No compensation system was adopted after Act 10.** There is no system for managing salaries outside of the individual salaries adopted by the City Council.
- ❖ **This is highly unusual for workforce of our size.**
- ❖ New employees have been hired at significantly lower rates with no means of advancement.
- ❖ Leaders are unable to communicate with new or future employees what to expect with respect to salaries.
- ❖ Leaders and employees are concerned that peers in the same or similar positions are paid differently.

Objectives

#1

Attracting and Retaining the Talent We Need to be Successful as an Organization and Community

Objectives

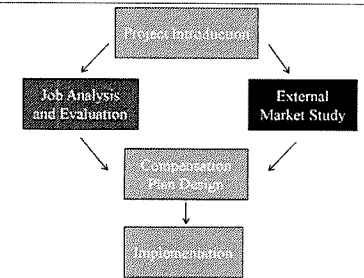
- ❖ Verify that job descriptions are clear and accurate.
- ❖ Rate jobs using consistent, established factors.
- ❖ Establish pay ranges including:
 - ❖ Method for adjusting range in response to market conditions
 - ❖ Method for progressing within range
- ❖ Ensure compliance with applicable laws.
- ❖ Improve market competitiveness.

Criteria for Project Success

- ❖ The end result advances the City's ability to attract and retain talent.
- ❖ The end result is easily understood and support by elected officials, managers and employees.
- ❖ The classification portion of the project is completed by the end of February.
- ❖ Employees believe that project communication was open.
- ❖ Employees believe that the process was consistent and fair.
- ❖ Disruption is minimized.

Project Steps

- ❖ Proposing to use the 2015 merit budget to pay for job analysis and evaluation (\$10,000).
- ❖ Option to set aside additional funds (\$11,000) in 2016 to do a market analysis before designing the compensation plan.



Job Analysis and Evaluation

- ❖ Analysis starts with information provided by the employee through a thorough job questionnaire.
- ❖ Job questionnaire is reviewed and supplemented by the supervisor and department head.
- ❖ Jobs are rated by independent consultant – Carlson Dettmann Consulting (CDC). CDC has consulted with numerous public and private sector clients. Post-Act 10 city projects include Osh Kosh, Fond du Lac, Appleton, De Pere, Fitchburg, Fort Atkinson, Jefferson, Manitowoc, Neehah, Watertown, Stevens Point, River Falls, Superior, Weston, Marshfield and others.
- ❖ Job evaluations rate the duties and responsibilities of the position relative to other positions not the performance of the individual in the position.
- ❖ Positions covered under a union contract will be evaluated but not change without agreement through the collective bargaining process.

What to Expect When the Project is Done

- Not everyone will get the same pay increase moving forward. Creating a fair compensation system for everyone requires that individuals are treated fairly and consistently but not necessarily the same.
- ❖ Issues identified through the study will need to be prioritized. It will take multiple years to fully implement the plan
 - ❖ Some positions may be miscategorized with respect to the FLSA and overtime eligibility.
 - ❖ Most incumbent's current salaries will be within the newly assigned range. However, some incumbents may be outside of their new range and require a pay adjustment, others may be above the new range and be "frozen" until the range catches up.
 - ❖ Within the new salary range, some incumbents may qualify for "step" increases, while others may not.

Questions?

Timeline:

- ❖ October 12 – City Council work session review
- ❖ October 27 – City Council approval
- ❖ November – Project start
- ❖ February – Projected end date (classification only)
- ❖ March – Project end date (classification and market study)



Platteville Public Transportation

October 12, 2015

Howard B. Crofoot, P.E.



History - Taxi

- Platteville Cab Service owned by Ms. Forbes had contract through 2010
- 2010 – 2014 taxi contract was with Top Hat, Inc. from LaCrosse
- 2015 – 2019 taxi contract is with Running, Inc. from Viroqua



History - Bus

- 2012 – 2014 UW-P contracted for student shuttle bus through Stratton Bus
- 2014 SWWRPC conducted a study to see if combining bus & taxi was feasible
- SWWRPC study said it was viable. City match could be used to continue taxi support. UW-P match could be used to leverage additional Federal & State funds to expand taxi, bus or both.
- Fall 2014 Committee made up of Citizens and UW-P reps developed system name, logo, branding, recommended approval of routes & fares.



Current Status

- Stratton Bus began shuttle service citywide May 18, 2015
- Summer schedule 10 AM – 7 PM Mon – Fri only, 1 bus on red & blue route combined for a 1 hour loop.
- August 28 – reverted to academic year schedule
 - Monday – Friday, 7 AM to 6 PM red, blue and orange routes with 3 busses – each loop is 30 minutes.
 - Friday night 6 PM to midnight is purple route between Downtown and other shopping/entertainment destinations
 - Friday night 6 PM to 3:30 AM is green route between Downtown and student residential areas

Current Status (continued)

- August 28 – reverted to academic year schedule
 - Saturday, 2 to 6 PM is purple route between Downtown and shopping/entertainment areas
 - Saturday, 6 PM to midnight is purple route between Downtown and shopping/entertainment areas (same as Friday)
 - Saturday 6 PM to 3:30 AM is green route between Downtown and student residential areas (same as Friday)



Fares

Taxi:

- Fares: \$2.75 one-way adult, \$2.50 seniors and handicapped, \$1.00 for additional riders.
- Hours: Monday – Wednesday 6 AM to 8 PM, Thursday – Saturday 6 AM to 3 AM, Sunday 7 AM to 8 PM

Bus:

- Fares: \$1.00 one-way, children 5 & under free with adult, passes \$25/month, buy 2 months – get 1 month free

Should the City increase the differential between Taxi & Bus fares?

Taxi Statistics

Taxi:

2014: 11,517 hours, 29,838 trips

Expenses: \$287,792

Revenues: \$ 92,642 Fares

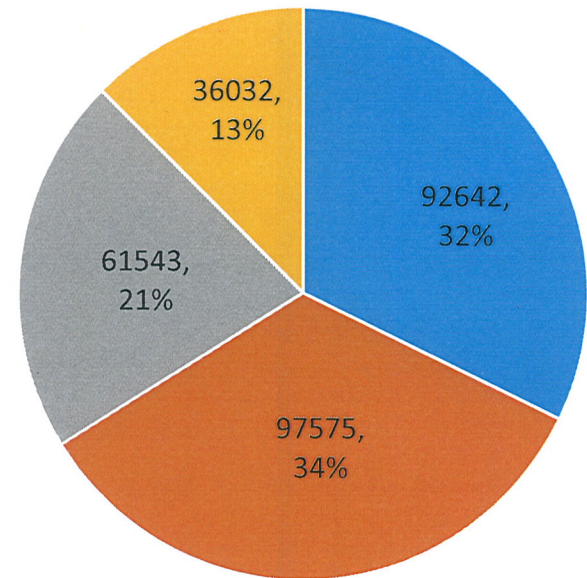
\$ 97,575 Federal

\$ 61,543 State

\$ 36,032 City

\$287,732 Total

Revenues



■ Fares ■ Federal ■ State ■ City

Taxi Statistics

Taxi:

2015: 11,750 driver hours (amended)

Expenses: \$ 315,840 (amended)

Revenues: \$ 78,000 fares

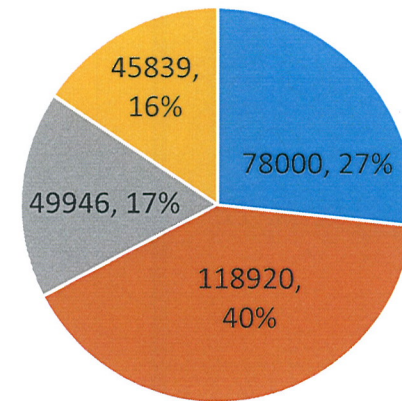
\$ 118,920 Federal Grant

\$ 49,946 State Grant

\$ 45,839 City Taxes (incl amended)

\$ 292,705 Total Revenues (-\$23,135)

Revenues



■ Fares ■ Federal ■ State ■ City



Ridership/Fares

Taxi:

2015:

Q1: Jan – Mar: 8,277 riders/\$24,374.00 fares

Q2: Apr – Jun: 6,685 riders/\$19,379.25 fares

Q3: Jul – Sep: 8,156 riders/\$22,726.75 fares

Year to Date: 23,079 riders/\$66,480.00 fares

Ridership up 6.2% year to date compared to 2014

Bus Statistics

Bus:

2015: 4,080 driver hours (May 18 – Dec 31)

Budget Expenses: \$ 169,524

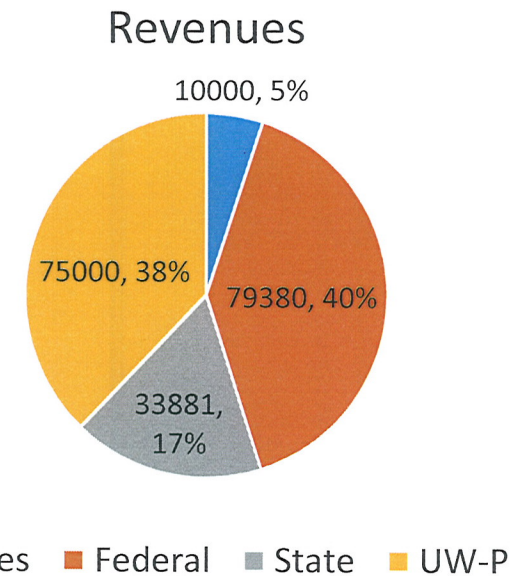
Budget Revenues: \$ 10,000 fares

\$ 79,380 Federal Grant

\$ 33,881 State Grant

\$ 75,000 UW-P

\$ 198,261 Total Revenues (+\$28,737)





Ridership/Fares

Bus:

2015:

Q1: Jan – Mar: N/A

Q2: May 18 – Jun: 99 riders/\$25.00 Fares/\$25.00 passes

Q3: Jul – Sep: 5,618 riders/\$325.00 Fares/\$150.00 passes

Year to Date: 5,717 riders/\$375.00 Fares/\$175.00 passes

5,241 riders UW-P students, 476 riders non-students

of the 5,717 riders, 5,139 riders were in September



Questions?

PLATTEVILLE TRANSIT (Tax)

Monthly Operating Statistics

Month: Sep-15

RIDERSHIP COUNT

FARES

| Day | Driver Handle | RIDERSHIP COUNT | | | | | | FARES | | | | | | | | | | | | |
|----------|---------------|-----------------|--------|------------|---------|-------|--------|-------------|-----------|------------|-------------|---------------|----------|------------|------------|--------------|-------------|------------------|----------|--|
| | | Hours | Senior | Disability | Student | Adult | Parcel | Total Trips | Wait Fare | Parcel Amt | Coupon Cash | Coupon Charge | Cash Amt | Charge Amt | Total Cash | Total Charge | Total Fares | Coupons Redeemed | Avg Fare | |
| 9/1/2015 | 23 | 12 | 1 | 19 | 2 | 2 | 0 | 24 | 0.00 | 0.00 | 0.00 | 0.00 | 32.00 | 0.00 | 32.00 | 0.00 | 32.00 | 25.00 | 1.33 | |
| 9/1/2015 | 33 | 7 | 0 | 16 | 0 | 10 | 0 | 26 | 0.00 | 0.00 | 25.00 | 0.00 | 43.75 | 0.00 | 68.75 | 0.00 | 68.75 | 20.25 | 2.64 | |
| 9/1/2015 | 38 | 7 | 5 | 11 | 2 | 10 | 0 | 28 | 0.00 | 0.00 | 0.00 | 0.00 | 51.25 | 0.00 | 51.25 | 0.00 | 51.25 | 15.25 | 1.83 | |
| 9/1/2015 | 40 | 10 | 0 | 22 | 13 | 34 | 0 | 69 | 0.00 | 0.00 | 0.00 | 0.00 | 118.25 | 0.00 | 118.25 | 0.00 | 118.25 | 20.25 | 1.71 | |
| 9/2/2015 | 23 | 13 | 4 | 6 | 4 | 10 | 0 | 24 | 0.00 | 0.00 | 0.00 | 0.00 | 73.75 | 0.00 | 73.75 | 0.00 | 73.75 | 12.75 | 3.07 | |
| 9/2/2015 | 30 | 9 | 5 | 17 | 2 | 10 | 0 | 34 | 0.00 | 0.00 | 25.00 | 0.00 | 57.50 | 0.00 | 82.50 | 0.00 | 82.50 | 25.50 | 2.43 | |
| 9/2/2015 | 33 | 7 | 0 | 11 | 0 | 5 | 0 | 16 | 0.00 | 0.00 | 0.00 | 0.00 | 16.25 | 0.00 | 16.25 | 0.00 | 16.25 | 25.00 | 1.02 | |
| 9/2/2015 | 38 | 7 | 1 | 12 | 1 | 3 | 0 | 17 | 0.00 | 0.00 | 0.00 | 0.00 | 45.75 | 0.00 | 45.75 | 0.00 | 45.75 | 17.50 | 2.69 | |
| 9/3/2015 | 60 | 7 | 1 | 16 | 3 | 10 | 0 | 30 | 0.00 | 0.00 | 0.00 | 0.00 | 71.75 | 0.00 | 71.75 | 0.00 | 71.75 | 17.75 | 2.39 | |
| 9/3/2015 | 23 | 14 | 1 | 15 | 0 | 8 | 0 | 24 | 0.00 | 0.00 | 0.00 | 0.00 | 45.00 | 0.00 | 45.00 | 0.00 | 45.00 | 15.00 | 1.88 | |
| 9/3/2015 | 30 | 13 | 3 | 35 | 2 | 15 | 0 | 55 | 0.00 | 0.00 | 0.00 | 0.00 | 129.25 | 4.75 | 129.25 | 4.75 | 134.00 | 27.50 | 2.44 | |
| 9/3/2015 | 38 | 18 | 0 | 20 | 3 | 12 | 0 | 35 | 0.00 | 0.00 | 0.00 | 0.00 | 67.50 | 0.00 | 67.50 | 0.00 | 67.50 | 27.50 | 1.93 | |
| 9/3/2015 | 45 | 8 | 1 | 5 | 0 | 14 | 0 | 20 | 0.00 | 0.00 | 0.00 | 0.00 | 38.25 | 0.00 | 38.25 | 0.00 | 38.25 | 7.50 | 1.91 | |
| 9/4/2015 | 60 | 6 | 0 | 17 | 1 | 6 | 0 | 24 | 0.00 | 0.00 | 0.00 | 0.00 | 50.00 | 2.50 | 50.00 | 2.50 | 52.50 | 12.50 | 2.19 | |
| 9/4/2015 | 23 | 12 | 1 | 12 | 0 | 12 | 0 | 25 | 0.00 | 0.00 | 0.00 | 0.00 | 38.75 | 0.00 | 38.75 | 0.00 | 38.75 | 20.00 | 1.55 | |
| 9/4/2015 | 30 | 10 | 1 | 21 | 7 | 19 | 1 | 49 | 0.00 | 0.00 | 27.50 | 0.00 | 101.00 | 3.50 | 128.50 | 3.50 | 132.00 | 7.50 | 2.69 | |
| 9/4/2015 | 33 | 7 | 2 | 8 | 2 | 6 | 0 | 18 | 0.00 | 0.00 | 0.00 | 0.00 | 33.50 | 0.00 | 33.50 | 0.00 | 33.50 | 10.00 | 1.86 | |
| 9/4/2015 | 45 | 13 | 3 | 2 | 0 | 52 | 0 | 57 | 0.00 | 0.00 | 0.00 | 0.00 | 98.00 | 0.00 | 98.00 | 0.00 | 98.00 | 5.00 | 1.72 | |
| 9/5/2015 | 60 | 9 | 4 | 14 | 4 | 10 | 0 | 32 | 0.00 | 0.00 | 25.00 | 0.00 | 49.25 | 0.00 | 74.25 | 0.00 | 74.25 | 25.50 | 2.32 | |
| 9/5/2015 | 30 | 11 | 2 | 15 | 0 | 20 | 0 | 37 | 0.00 | 0.00 | 27.50 | 0.00 | 73.00 | 0.00 | 100.50 | 0.00 | 100.50 | 15.50 | 2.72 | |
| 9/5/2015 | 33 | 8 | 0 | 12 | 0 | 5 | 0 | 17 | 0.00 | 0.00 | 25.00 | 0.00 | 22.00 | 0.00 | 47.00 | 0.00 | 47.00 | 20.00 | 2.76 | |
| 9/5/2015 | 45 | 8 | 2 | 5 | 0 | 13 | 0 | 20 | 0.00 | 0.00 | 25.00 | 0.00 | 39.75 | 0.00 | 64.75 | 0.00 | 64.75 | 10.00 | 3.24 | |
| 9/6/2015 | 60 | 4 | 2 | 5 | 0 | 12 | 0 | 19 | 0.00 | 0.00 | 0.00 | 0.00 | 42.50 | 0.00 | 42.50 | 0.00 | 42.50 | 5.25 | 2.24 | |
| 9/6/2015 | 33 | 3 | 2 | 1 | 0 | 5 | 0 | 8 | 0.00 | 0.00 | 0.00 | 0.00 | 17.25 | 0.00 | 17.25 | 0.00 | 17.25 | 2.50 | 2.16 | |
| 9/6/2015 | 45 | 11 | 10 | 2 | 3 | 23 | 0 | 38 | 0.00 | 0.00 | 0.00 | 0.00 | 71.75 | 0.00 | 71.75 | 0.00 | 71.75 | 15.50 | 1.89 | |
| 9/8/2015 | 23 | 10 | 1 | 18 | 1 | 3 | 0 | 23 | 0.00 | 0.00 | 0.00 | 0.00 | 23.00 | 0.00 | 23.00 | 0.00 | 23.00 | 35.25 | 1.00 | |
| 9/8/2015 | 33 | 8 | 4 | 12 | 1 | 5 | 0 | 22 | 0.00 | 0.00 | 25.00 | 0.00 | 30.75 | 0.00 | 55.75 | 0.00 | 55.75 | 22.50 | 2.53 | |
| 9/8/2015 | 38 | 6 | 3 | 10 | 0 | 8 | 0 | 21 | 0.00 | 0.00 | 0.00 | 0.00 | 43.00 | 0.00 | 43.00 | 0.00 | 43.00 | 12.50 | 2.05 | |


| | | | | | | | | | | | | | | | | | | | |
|-----------|----|----|----|----|---|----|---|----|------|------|-------|------|-------|------|-------|------|-------|-------|------|
| 9/17/2015 | 38 | 4 | 1 | 6 | 1 | 7 | 0 | 15 | 0.00 | 0.00 | 0.00 | 0.00 | 22.25 | 0.00 | 22.25 | 0.00 | 22.25 | 15.50 | 1.48 |
| 9/18/2015 | 60 | 7 | 1 | 13 | 2 | 8 | 0 | 24 | 0.00 | 0.00 | 0.00 | 0.00 | 39.00 | 0.00 | 39.00 | 0.00 | 39.00 | 20.00 | 1.63 |
| 9/18/2015 | 23 | 12 | 5 | 6 | 0 | 8 | 0 | 19 | 0.00 | 0.00 | 0.00 | 0.00 | 47.50 | 0.00 | 47.50 | 0.00 | 47.50 | 15.00 | 2.50 |
| 9/18/2015 | 30 | 10 | 8 | 14 | 1 | 16 | 0 | 39 | 0.00 | 0.00 | 0.00 | 0.00 | 76.50 | 0.00 | 76.50 | 0.00 | 76.50 | 25.00 | 1.96 |
| 9/18/2015 | 33 | 7 | 1 | 11 | 3 | 7 | 0 | 22 | 0.00 | 0.00 | 25.00 | 0.00 | 36.25 | 0.00 | 61.25 | 0.00 | 61.25 | 16.00 | 2.78 |
| 9/18/2015 | 38 | 3 | 0 | 1 | 0 | 4 | 0 | 5 | 0.00 | 0.00 | 0.00 | 0.00 | 13.50 | 0.00 | 13.50 | 0.00 | 13.50 | 0.00 | 2.70 |
| 9/18/2015 | 45 | 7 | 1 | 4 | 1 | 18 | 0 | 24 | 0.00 | 0.00 | 0.00 | 0.00 | 44.75 | 0.00 | 44.75 | 0.00 | 44.75 | 2.50 | 1.86 |
| 9/19/2015 | 60 | 8 | 7 | 10 | 1 | 5 | 0 | 23 | 0.00 | 0.00 | 25.00 | 0.00 | 36.75 | 0.00 | 61.75 | 0.00 | 61.75 | 17.50 | 2.68 |
| 9/19/2015 | 23 | 6 | 0 | 8 | 2 | 6 | 0 | 16 | 0.00 | 0.00 | 0.00 | 0.00 | 22.50 | 0.00 | 22.50 | 0.00 | 22.50 | 17.50 | 1.41 |
| 9/19/2015 | 30 | 11 | 8 | 8 | 4 | 22 | 0 | 42 | 0.00 | 0.00 | 0.00 | 0.00 | 75.00 | 0.00 | 75.00 | 0.00 | 75.00 | 12.50 | 1.79 |
| 9/19/2015 | 45 | 7 | 0 | 1 | 0 | 26 | 0 | 27 | 0.00 | 0.00 | 0.00 | 0.00 | 60.50 | 0.00 | 60.50 | 0.00 | 60.50 | 2.50 | 2.24 |
| 9/20/2015 | 33 | 4 | 3 | 5 | 0 | 8 | 0 | 16 | 0.00 | 0.00 | 0.00 | 0.00 | 30.50 | 0.00 | 30.50 | 0.00 | 30.50 | 10.00 | 1.91 |
| 9/20/2015 | 45 | 12 | 12 | 10 | 0 | 12 | 0 | 34 | 0.00 | 0.00 | 0.00 | 0.00 | 56.00 | 0.00 | 56.00 | 0.00 | 56.00 | 20.00 | 1.65 |
| 9/21/2015 | 23 | 11 | 3 | 18 | 2 | 6 | 0 | 29 | 0.00 | 0.00 | 25.00 | 0.00 | 32.00 | 0.00 | 57.00 | 0.00 | 57.00 | 37.50 | 1.97 |
| 9/21/2015 | 33 | 8 | 1 | 6 | 2 | 7 | 0 | 16 | 0.00 | 0.00 | 25.00 | 0.00 | 34.75 | 0.00 | 59.75 | 0.00 | 59.75 | 5.00 | 3.73 |
| 9/21/2015 | 40 | 7 | 1 | 17 | 2 | 7 | 0 | 27 | 0.00 | 0.00 | 0.00 | 0.00 | 44.25 | 0.00 | 44.25 | 0.00 | 44.25 | 20.00 | 1.64 |
| 9/21/2015 | 45 | 3 | 0 | 3 | 1 | 2 | 0 | 6 | 0.00 | 0.00 | 0.00 | 0.00 | 9.00 | 0.00 | 9.00 | 0.00 | 9.00 | 5.00 | 1.50 |
| 9/22/2015 | 23 | 8 | 0 | 9 | 1 | 14 | 0 | 24 | 0.00 | 0.00 | 0.00 | 0.00 | 43.50 | 0.00 | 43.50 | 0.00 | 43.50 | 15.00 | 1.81 |
| 9/22/2015 | 33 | 7 | 1 | 8 | 2 | 7 | 0 | 18 | 0.00 | 0.00 | 0.00 | 0.00 | 31.25 | 0.00 | 31.25 | 0.00 | 31.25 | 12.50 | 1.74 |
| 9/22/2015 | 38 | 7 | 0 | 13 | 1 | 8 | 0 | 22 | 0.00 | 0.00 | 0.00 | 0.00 | 33.75 | 0.00 | 33.75 | 0.00 | 33.75 | 20.25 | 1.53 |
| 9/22/2015 | 40 | 8 | 4 | 14 | 2 | 10 | 0 | 30 | 0.00 | 0.00 | 0.00 | 0.00 | 54.00 | 0.00 | 54.00 | 0.00 | 54.00 | 17.50 | 1.80 |
| 9/23/2015 | 23 | 11 | 1 | 13 | 1 | 9 | 0 | 24 | 0.00 | 0.00 | 0.00 | 0.00 | 48.00 | 0.00 | 48.00 | 0.00 | 48.00 | 22.75 | 2.00 |
| 9/23/2015 | 30 | 9 | 3 | 13 | 1 | 9 | 0 | 26 | 0.00 | 0.00 | 0.00 | 0.00 | 44.75 | 0.00 | 44.75 | 0.00 | 44.75 | 20.00 | 1.72 |
| 9/23/2015 | 33 | 7 | 4 | 8 | 2 | 8 | 0 | 22 | 0.00 | 0.00 | 0.00 | 0.00 | 33.75 | 0.00 | 33.75 | 0.00 | 33.75 | 20.25 | 1.53 |
| 9/23/2015 | 38 | 7 | 2 | 15 | 1 | 6 | 0 | 24 | 0.00 | 0.00 | 0.00 | 0.00 | 32.00 | 0.00 | 32.00 | 0.00 | 32.00 | 20.00 | 1.33 |
| 9/24/2015 | 60 | 7 | 1 | 12 | 1 | 9 | 0 | 23 | 0.00 | 0.00 | 0.00 | 0.00 | 35.25 | 0.00 | 35.25 | 0.00 | 35.25 | 25.00 | 1.53 |
| 9/24/2015 | 30 | 10 | 2 | 9 | 1 | 17 | 0 | 29 | 0.00 | 0.00 | 0.00 | 0.00 | 64.25 | 0.00 | 64.25 | 0.00 | 64.25 | 15.00 | 2.22 |
| 9/24/2015 | 33 | 11 | 1 | 9 | 1 | 6 | 0 | 17 | 0.00 | 0.00 | 0.00 | 0.00 | 26.00 | 0.00 | 26.00 | 0.00 | 26.00 | 15.00 | 1.53 |
| 9/24/2015 | 38 | 7 | 0 | 15 | 1 | 5 | 1 | 22 | 0.00 | 0.00 | 0.00 | 0.00 | 32.00 | 6.00 | 32.00 | 6.00 | 38.00 | 15.25 | 1.73 |
| 9/24/2015 | 45 | 4 | 4 | 1 | 0 | 3 | 0 | 8 | 0.00 | 0.00 | 0.00 | 0.00 | 16.50 | 0.00 | 16.50 | 0.00 | 16.50 | 2.50 | 2.06 |
| 9/25/2015 | 60 | 6 | 0 | 13 | 1 | 9 | 0 | 23 | 0.00 | 0.00 | 0.00 | 0.00 | 38.50 | 2.50 | 38.50 | 2.50 | 41.00 | 12.50 | 1.78 |
| 9/25/2015 | 23 | 8 | 1 | 12 | 1 | 4 | 0 | 18 | 0.00 | 0.00 | 0.00 | 0.00 | 31.00 | 0.00 | 31.00 | 0.00 | 31.00 | 17.50 | 1.72 |
| 9/25/2015 | 30 | 9 | 0 | 7 | 6 | 19 | 0 | 32 | 0.00 | 0.00 | 0.00 | 0.00 | 65.25 | 0.00 | 65.25 | 0.00 | 65.25 | 10.25 | 2.04 |
| 9/25/2015 | 33 | 7 | 6 | 5 | 0 | 6 | 0 | 17 | 0.00 | 0.00 | 0.00 | 0.00 | 39.00 | 0.00 | 39.00 | 0.00 | 39.00 | 7.50 | 2.29 |
| 9/25/2015 | 45 | 7 | 1 | 2 | 0 | 30 | 0 | 33 | 0.00 | 0.00 | 0.00 | 0.00 | 57.25 | 0.00 | 57.25 | 0.00 | 57.25 | 5.00 | 1.73 |
| 9/26/2015 | 60 | 7 | 0 | 8 | 0 | 6 | 1 | 15 | 0.00 | 0.00 | 25.00 | 0.00 | 20.00 | 3.50 | 45.00 | 3.50 | 48.50 | 15.00 | 3.23 |
| 9/26/2015 | 23 | 7 | 0 | 11 | 2 | 4 | 0 | 17 | 0.00 | 0.00 | 0.00 | 0.00 | 18.50 | 2.50 | 18.50 | 2.50 | 21.00 | 22.50 | 1.24 |
| 9/26/2015 | 30 | 11 | 4 | 6 | 2 | 15 | 0 | 27 | 0.00 | 0.00 | 0.00 | 0.00 | 58.50 | 2.50 | 58.50 | 2.50 | 61.00 | 7.50 | 2.26 |
| 9/26/2015 | 45 | 8 | 2 | 2 | 0 | 5 | 0 | 9 | 0.00 | 0.00 | 25.00 | 0.00 | 17.00 | 0.00 | 42.00 | 0.00 | 42.00 | 5.00 | 4.67 |

| Locations | Under 18 | | | | | UW-P | | | | | Adult | | | | | Over 65 | | | | | HDCP | | | | | Each Stop |
|--------------------------|----------|----|---|---|---|------|----|------|----|----|-------|---|----|----|---|---------|---|---|---|---|------|---|---|---|---|-----------|
| | R | B | O | G | P | R | B | O | G | P | R | B | O | G | P | R | B | O | G | P | R | B | O | G | P | |
| 1 Rountree Commons E | 2 | 0 | 0 | 0 | 0 | 68 | 0 | 0 | 0 | 45 | 13 | 0 | 0 | 0 | 1 | 0 | 0 | 0 | 0 | 0 | 0 | 0 | 0 | 0 | 0 | 129 |
| 2 Country Kitchen | 0 | 0 | 0 | 0 | 0 | 16 | 0 | 0 | 0 | 0 | 1 | 0 | 0 | 0 | 0 | 0 | 0 | 0 | 0 | 0 | 0 | 0 | 0 | 0 | 0 | 17 |
| 3 Southwest Health | 0 | 0 | 0 | 0 | 0 | 13 | 0 | 0 | 0 | 0 | 9 | 0 | 0 | 0 | 0 | 0 | 0 | 0 | 0 | 0 | 0 | 0 | 0 | 0 | 0 | 22 |
| 4 Kmart | 0 | 0 | 0 | 0 | 0 | 10 | 0 | 0 | 0 | 0 | 4 | 0 | 0 | 0 | 0 | 0 | 0 | 0 | 0 | 0 | 0 | 0 | 0 | 0 | 0 | 14 |
| 5 WalMart | 4 | 0 | 0 | 0 | 0 | 228 | 0 | 0 | 0 | 47 | 28 | 0 | 0 | 0 | 1 | 0 | 0 | 0 | 0 | 0 | 0 | 0 | 0 | 0 | 0 | 308 |
| 6 Mineral & Commerce | 0 | 0 | 0 | 0 | 0 | 1 | 0 | 0 | 0 | 0 | 0 | 0 | 0 | 0 | 0 | 0 | 0 | 0 | 0 | 0 | 0 | 0 | 0 | 0 | 0 | 1 |
| 7 Minning Museum | 0 | 0 | 0 | 0 | 0 | 35 | 0 | 0 | 0 | 4 | 12 | 0 | 0 | 0 | 0 | 0 | 0 | 0 | 0 | 0 | 0 | 0 | 0 | 0 | 0 | 51 |
| 8 Main & Oak | 1 | 0 | 0 | 3 | 0 | 10 | 0 | 0 | 29 | 0 | 11 | 0 | 0 | 17 | 0 | 0 | 0 | 0 | 0 | 0 | 0 | 0 | 0 | 0 | 0 | 71 |
| 9 Ullsvik | 0 | 0 | 0 | 0 | 0 | 200 | 50 | 35 | 0 | 73 | 3 | 2 | 6 | 0 | 1 | 0 | 0 | 0 | 0 | 0 | 0 | 0 | 0 | 0 | 0 | 370 |
| 10 Public Library | 2 | 6 | 0 | 0 | 0 | 44 | 48 | 29 | 0 | 7 | 31 | 8 | 1 | 0 | 0 | 0 | 0 | 0 | 0 | 0 | 0 | 0 | 0 | 0 | 0 | 176 |
| 11 OE Gray | 0 | 2 | 0 | 1 | 0 | 0 | 20 | 0 | 0 | 0 | 0 | 3 | 0 | 1 | 0 | 0 | 0 | 0 | 0 | 0 | 0 | 0 | 0 | 0 | 0 | 27 |
| 12 Armory | 0 | 0 | 0 | 0 | 0 | 0 | 3 | 0 | 0 | 0 | 0 | 0 | 0 | 0 | 0 | 0 | 0 | 0 | 0 | 0 | 0 | 0 | 0 | 0 | 0 | 3 |
| 13 Neal Wilkins | 0 | 0 | 0 | 0 | 0 | 0 | 0 | 0 | 0 | 0 | 0 | 1 | 0 | 0 | 0 | 0 | 0 | 0 | 0 | 0 | 0 | 0 | 0 | 0 | 0 | 1 |
| 14 High School | 0 | 1 | 0 | 0 | 0 | 0 | 56 | 0 | 0 | 0 | 0 | 0 | 0 | 0 | 0 | 0 | 0 | 0 | 0 | 0 | 0 | 0 | 0 | 0 | 0 | 57 |
| 15 Legion Park | 0 | 0 | 0 | 0 | 0 | 0 | 22 | 0 | 0 | 0 | 0 | 0 | 0 | 0 | 0 | 0 | 0 | 0 | 0 | 0 | 0 | 0 | 0 | 0 | 0 | 22 |
| 16 Middle School | 0 | 2 | 0 | 0 | 0 | 0 | 39 | 0 | 0 | 0 | 0 | 0 | 0 | 0 | 0 | 0 | 0 | 0 | 0 | 0 | 0 | 0 | 0 | 0 | 0 | 41 |
| 17 Swimming Pool | 0 | 1 | 0 | 0 | 0 | 0 | 15 | 0 | 0 | 0 | 0 | 5 | 0 | 0 | 0 | 0 | 0 | 0 | 0 | 0 | 0 | 0 | 0 | 0 | 0 | 21 |
| 18 Park Place | 0 | 1 | 0 | 0 | 0 | 0 | 3 | 0 | 0 | 0 | 0 | 5 | 0 | 0 | 0 | 0 | 1 | 0 | 0 | 0 | 0 | 0 | 0 | 0 | 0 | 10 |
| 19 Camp & Lancaster | 0 | 4 | 0 | 0 | 0 | 0 | 13 | 0 | 0 | 0 | 0 | 4 | 0 | 0 | 0 | 0 | 0 | 0 | 0 | 0 | 0 | 0 | 0 | 0 | 0 | 21 |
| 20 Mason & Lancaster | 0 | 17 | 0 | 0 | 0 | 0 | 8 | 0 | 0 | 0 | 0 | 2 | 0 | 0 | 0 | 0 | 0 | 0 | 0 | 0 | 0 | 0 | 0 | 0 | 0 | 27 |
| 21 Westview Elementary | 0 | 0 | 0 | 0 | 0 | 0 | 0 | 0 | 0 | 0 | 0 | 0 | 0 | 0 | 0 | 0 | 0 | 0 | 0 | 0 | 0 | 0 | 0 | 0 | 0 | 0 |
| 22 Hathaway & Madison | 0 | 0 | 0 | 0 | 0 | 0 | 33 | 0 | 0 | 0 | 0 | 0 | 0 | 0 | 0 | 0 | 0 | 0 | 0 | 0 | 0 | 0 | 0 | 0 | 0 | 33 |
| 23 Washington & Union | 0 | 0 | 0 | 0 | 0 | 0 | 7 | 0 | 0 | 0 | 0 | 0 | 0 | 0 | 0 | 0 | 0 | 0 | 0 | 0 | 0 | 0 | 0 | 0 | 0 | 7 |
| 26 Piggly Wiggly | 0 | 0 | 0 | 0 | 2 | 0 | 0 | 74 | 0 | 8 | 0 | 0 | 1 | 0 | 0 | 0 | 0 | 0 | 0 | 0 | 0 | 0 | 0 | 0 | 0 | 85 |
| 27 Carlisle & Chestnut | 0 | 0 | 0 | 0 | 0 | 0 | 0 | 36 | 4 | 0 | 0 | 0 | 0 | 0 | 0 | 0 | 0 | 0 | 0 | 0 | 0 | 0 | 0 | 0 | 0 | 40 |
| 28 Rountree Commons W | 0 | 0 | 0 | 0 | 0 | 0 | 0 | 2295 | 23 | 0 | 0 | 0 | 0 | 0 | 0 | 0 | 0 | 0 | 0 | 0 | 0 | 0 | 0 | 0 | 0 | 2318 |
| 29 Student Center | 0 | 0 | 0 | 0 | 0 | 0 | 0 | 415 | 0 | 0 | 0 | 0 | 49 | 0 | 0 | 0 | 0 | 0 | 0 | 0 | 0 | 0 | 0 | 0 | 0 | 464 |
| 30 Southwest & Markee | 0 | 0 | 0 | 0 | 0 | 0 | 0 | 6 | 3 | 0 | 0 | 0 | 0 | 0 | 0 | 0 | 0 | 0 | 0 | 0 | 0 | 0 | 0 | 0 | 0 | 9 |
| 31 Fox Ridge & Edgewood | 0 | 0 | 0 | 0 | 0 | 0 | 0 | 369 | 7 | 0 | 0 | 0 | 75 | 1 | 0 | 0 | 0 | 0 | 0 | 0 | 0 | 0 | 0 | 0 | 0 | 452 |
| 32 Fox Ridge & Southwest | 0 | 0 | 0 | 0 | 0 | 0 | 0 | 246 | 1 | 0 | 0 | 0 | 2 | 0 | 0 | 0 | 0 | 0 | 0 | 0 | 0 | 0 | 0 | 0 | 0 | 249 |
| 33 Engineering Hall | 0 | 0 | 0 | 0 | 0 | 0 | 0 | 20 | 0 | 0 | 0 | 0 | 0 | 0 | 0 | 0 | 0 | 0 | 0 | 0 | 0 | 0 | 0 | 0 | 0 | 20 |
| 34 Longhorn & Greenwood | 0 | 0 | 0 | 0 | 0 | 0 | 0 | 24 | 1 | 0 | 0 | 0 | 0 | 0 | 0 | 0 | 0 | 0 | 0 | 0 | 0 | 0 | 0 | 0 | 0 | 25 |
| 35 Circle | 0 | 0 | 0 | 0 | 0 | 0 | 0 | 16 | 0 | 0 | 0 | 0 | 1 | 0 | 0 | 0 | 0 | 0 | 0 | 0 | 0 | 0 | 0 | 0 | 0 | 17 |

City of Eau Claire



Address: 910 Forest St.
Eau Claire, WI 54703
Phone: 715-839-5111
Contact: Tom Wagener, Transit Manager
Email: tom.wagener@eauclairewi.gov
Website: <http://www.ecbus.org/>



Highlights

- Provides free rides for UW – Eau Claire faculty and students with valid Bluegold Card
- Provides real-time transit tracker available at <http://ectbustracker.doublemap.com/map/>
- Offers unlimited ride student passes for K-12 and Chippewa Valley Technical College students
- Offers free WIFI on buses

System Characteristics

Service Type: Fixed-Route, Paratransit
Service Hours: Mon-Fri: 5:30am - 10:00pm
Saturday: 8:00am - 6:15pm
Sunday:
Fare Structure: Base: \$1.50
Senior/Disabled: \$0.75
Youth/Student: \$1.00

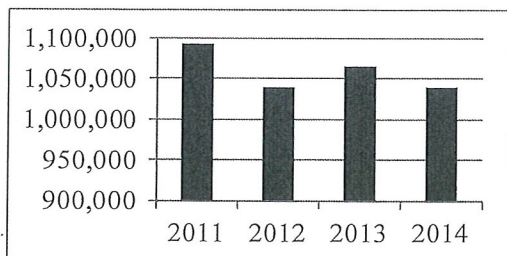
General Information

Service Area: City of Altoona, City of Eau Claire
Service Population: 73,890
Government Type: Municipal
State Senate Districts: 23, 31
State Assembly Districts: 68, 91
State Congressional Districts: 3

Operational Data

Annual Revenue Hours: 68,361
Annual Revenue Miles: 980,395
Total Trip Trends:

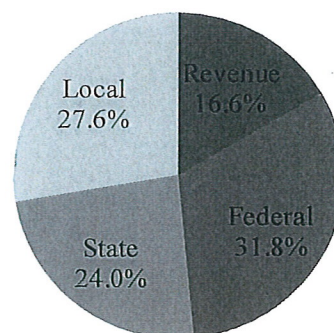
| | |
|------|-----------|
| 2011 | 1,091,958 |
| 2012 | 1,039,951 |
| 2013 | 1,065,774 |
| 2014 | 1,039,716 |



Financial Data

Total Expenses: \$5,439,947

Payments/Revenue Percentages:



City of Oshkosh - GO Transit



Address: 926 Dempsey Trail
Oshkosh, WI 54902
Phone: 902-232-5340
Contact: Jim Collins,
Transportation Director
Email: transit@ci.oshkosh.wi.us
Website: <http://www.rideGOtransit.com>



Highlights

- Offers Access to Jobs Program which is a demand response cab for low-income workers
- Offers Travel Training Program to educate people on how to use public transportation
- **Partners with UW-Oshkosh and Fox Valley Technical College to provide free rides to students with valid ID.** The UW-Oshkosh program also includes free rides for faculty and staff
- Provides free rides for seniors to/from their residence to Oshkosh Senior Center

System Characteristics

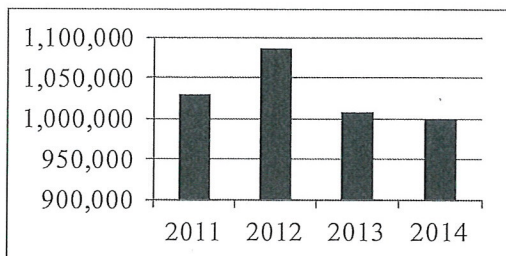
Service Type: Fixed-Route, Paratransit
Service Hours: Mon-Fri: 6:15am - 6:45pm
Saturday: 6:15am - 6:45pm
Sunday:
Fare Structure: Base: \$1.00
Senior/Disabled: \$0.50
Youth/Student: \$1.00

General Information

Service Area: City of Neenah, City of Oshkosh
Service Population: 66,412
Government Type: Municipal
State Senate Districts: 18
State Assembly Districts: 53, 54
State Congressional Districts: 6

Operational Data

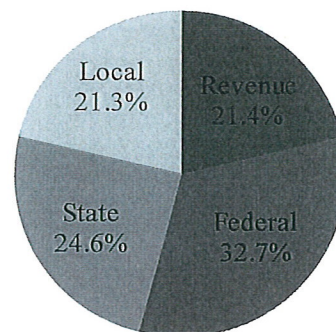
Annual Revenue Hours: 65,594
Annual Revenue Miles: 959,603
Total Trip Trends:
2011 1,029,770
2012 1,087,556
2013 1,007,695
2014 1,000,889



Financial Data

Total Expenses: \$4,465,105

Payments/Revenue Percentages:



City of Stevens Point



Address: 2700 Week St.
Stevens Point, WI 54482
Phone: 715-342-4823
Contact: Susan Lemke, Transit Manager
Email: slemke@stevenspoint.com
Website: <http://stevenspoint.com/transit>



Highlights

- UW Stevens Point students ride free with valid UWSP Point Card
- Campus service runs until 3:15am from Thursday-Saturday when class is in session
- Offers travel training program to assist individuals with learning how to ride the bus and trip planning

System Characteristics

Service Type: Fixed-Route, Paratransit
Service Hours: Mon-Fri: 6:45am - 6:15pm,
7:15am-10:15pm (Campus)
Saturday: 11:15am-5:15pm (Campus)
Sunday:
Fare Structure: Base: \$1.00
Senior/Disabled: \$0.50
Youth/Student: \$0.65

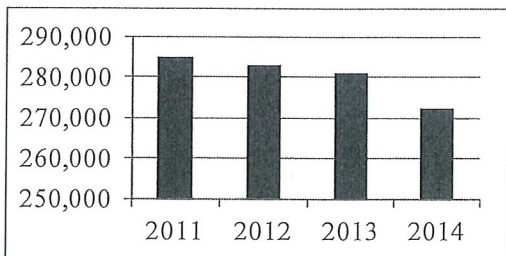
General Information

Service Area: City of Stevens Point, Village of Whiting
Service Population: 28,395
Government Type: Municipal
State Senate Districts: 24
State Assembly Districts: 71
State Congressional Districts: 3

Operational Data

Annual Revenue Hours: 20,061
Annual Revenue Miles: 276,364
Total Trip Trends:

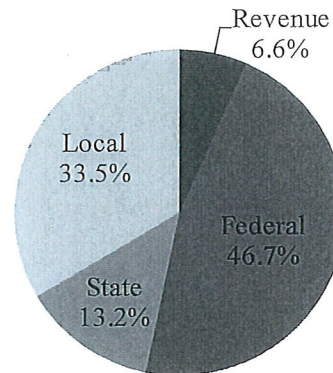
| | |
|------|---------|
| 2011 | 285,075 |
| 2012 | 283,096 |
| 2013 | 281,257 |
| 2014 | 272,541 |



Financial Data

Total Expenses: \$1,682,118

Payments/Revenue Percentages:



City of Whitewater



Address: 312 W. Whitewater St., PO Box 690
Whitewater, WI 53190
Phone: 262-473-1380
Contact: Doug Saubert, Finance Director
Email: dsaubert@whitewater-wi.gov
Website: <http://www.whitewater-wi.gov/residents/services/transportation>



Highlights

- Operated by Brown Cab Services, Inc.
- Service hours are extended until 9:30pm from Monday-Wednesday and 3:00am from Thursday-Saturday while UW-Whitewater is in session
- Dispatchers are available to take calls 24 hours a day

System Characteristics

Service Type: Shared-Ride Taxi
Service Hours: Mon-Thurs: 7:00am - 7:00pm
Fri-Sat: 7:00am - 2:30am
Sunday: 7:00am - 4:00pm
Fare Structure: Base: \$3.00
Senior/Disabled: \$2.00
Youth/Student: \$2.25

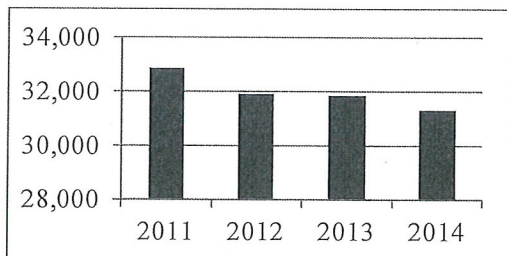
General Information

Service Area: City of Whitewater
(plus one mile outside city limits)
Service Population: 14,913
Government Type: Municipal
State Senate Districts: 15
State Assembly Districts: 43
State Congressional Districts: 5

Operational Data

Annual Vehicle Hours: 8,022
Annual Vehicle Miles: 93,677
Total Trip Trends:

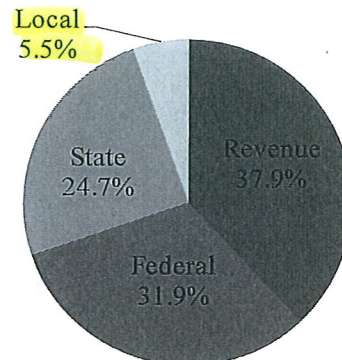
| | |
|------|--------|
| 2011 | 32,825 |
| 2012 | 31,901 |
| 2013 | 31,851 |
| 2014 | 31,327 |



Financial Data

Total Expenses: \$224,362

Payments/Revenue Percentages:



City of Fond du Lac



Address: 530 Doty St.
Fond du Lac, WI 54935
Phone: 920-322-3650
Contact: Lynn Gilles, Transit Manager
Email: lgilles@fdl.wi.gov
Website: <http://www.fdl.wi.gov/>



Highlights

- Provides JOBTRANS **shared-ride taxi service** for areas that are not served by **public transit bus**
- Offers student summer passes
- Offers transit assistance by phone 24 hours a day

System Characteristics

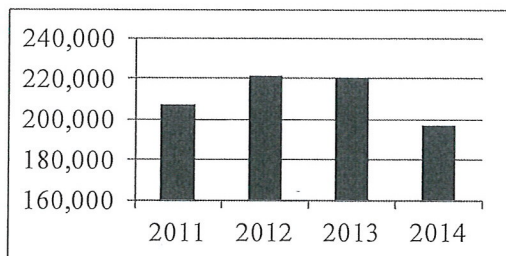
Service Type: **Fixed-Route, Paratransit, Shared-Ride Taxi (SRT)**

Service Hours: Mon-Fri: 6:00am - 6:00pm
6:00am - 6:00pm (SRT)
Saturday:
Sunday:

Fare Structure: **Base: \$1.50, \$5.00 (SRT)**
Senior/Disabled: \$0.75
Youth/Student: \$1.25

Operational Data

| | |
|------------------------------|---------|
| Annual Revenue Hours: | 28,734 |
| Annual Revenue Miles: | 359,941 |
| Total Trip Trends: | |
| 2011 | 207,497 |
| 2012 | 221,312 |
| 2013 | 220,928 |
| 2014 | 197,169 |



General Information

Service Area: City of Fond du Lac, Village of North Fond du Lac

Service Population: 48,304

Government Type: Municipal

State Senate Districts: 18

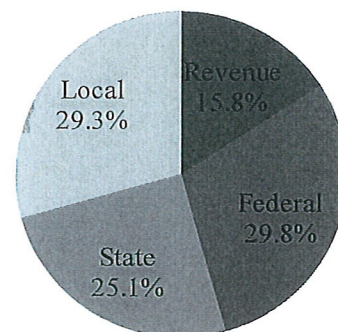
State Assembly Districts: 52, 53

State Congressional Districts: 6

Financial Data

Total Expenses: \$1,558,878

Payments/Revenue Percentages:



City of Marshfield



Address: 630 S. Central Ave.
Marshfield, WI 54449
Phone: 715-387-3033
Contact: Keith Strey, Finance Director
Email: keith.strey@ci.marshfield.wi.us
Website: <http://ci.marshfield.wi.us/>



Highlights

- Operated by Running Inc. d/b/a Marshfield Public Transit
- Provides shuttle service on Sunday, Monday, Wednesday and Friday to Tomah
- Offers punch cards
- Offers late night service seven days a week

System Characteristics

Service Type: Shared-Ride Taxi
Service Hours: Mon-Thurs: 6:00am - 12:00am
Fri-Sat: 6:00am - 3:00am
Sunday: 6:00am - 12:00am
Fare Structure: Base: \$4.85
Senior/Disabled: \$2.75
Youth/Student: \$4.85

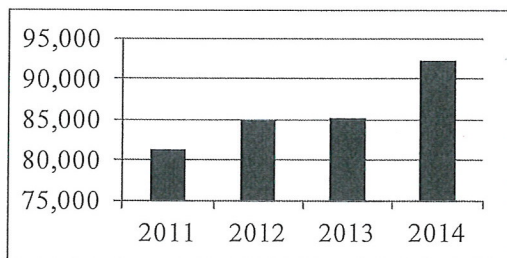
General Information

Service Area: City of Marshfield
Service Population: 18,238
Government Type: Municipal
State Senate Districts: 23
State Assembly Districts: 69
State Congressional Districts: 7

Operational Data

Annual Vehicle Hours: 26,801
Annual Vehicle Miles: 299,992
Total Trip Trends:

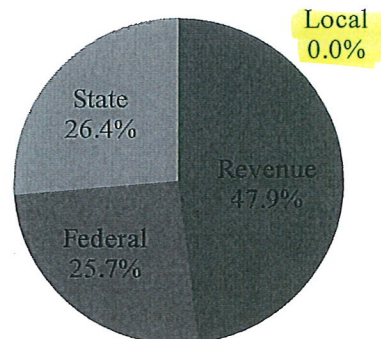
| | |
|------|--------|
| 2011 | 81,270 |
| 2012 | 84,870 |
| 2013 | 85,205 |
| 2014 | 92,316 |



Financial Data

Total Expenses: \$639,475

Payments/Revenue Percentages:



City of Monroe



Address: 1110 18th Ave.
 Monroe, WI 53566
Phone: 608-329-2530
Contact: Carol Stamm, City Clerk
Email: cstamm@cityofmonroe.org
Website: http://cityofmonroe.org/



Highlights

- Operated by Brown Cab Services, Inc. d/b/a Monroe Cab Company
- Introduced Safe Ride Program in 2014 that provides late night service on Friday-Saturday for additional charge
- Dispatchers are available to take calls 24 hours a day

System Characteristics

Service Type: Shared-Ride Taxi
Service Hours: Mon-Thurs: 5:30am - 10:00pm
 Friday: 5:30am - 3:00am
 Saturday: 6:00am - 3:00am
 Sunday:
Fare Structure: Base: \$3.00
 Senior/Disabled: \$2.00
 Youth/Student: \$2.25

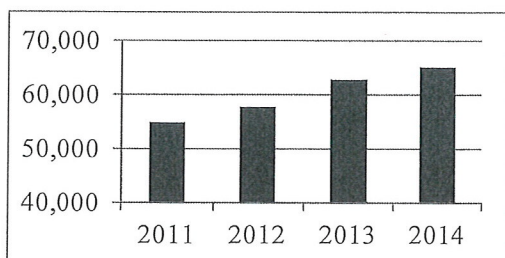
General Information

Service Area: City of Monroe
Service Population: 12,394
Government Type: Municipal
State Senate Districts: 17
State Assembly Districts: 51
State Congressional Districts: 2

Operational Data

Annual Vehicle Hours: 17,471
Annual Vehicle Miles: 127,354
Total Trip Trends:

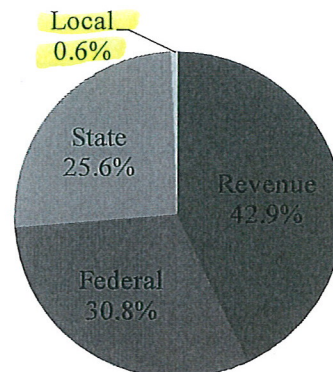
| | |
|------|--------|
| 2011 | 54,649 |
| 2012 | 57,815 |
| 2013 | 62,665 |
| 2014 | 64,947 |



Financial Data

Total Expenses: \$410,926

Payments/Revenue Percentages:



City of Platteville



Address: 75 N. Bonson St.
Platteville, WI 53818
Phone: 608-348-9741
Contact: Howard Crofoot, Public Works Director
Email: crofooth@platteville.org
Website: <http://platteville.org/>

Pioneering the Good Life
TM
CITY OF PLATTEVILLE

Highlights

- Operated by Top Hat, Inc.
- Provides service seven days a week
- Provides late night service Thursday-Saturday

System Characteristics

Service Type: Shared-Ride Taxi
Service Hours: Mon-Wed: 6:00am - 8:00pm
Thurs-Sat: 6:00am - 3:00am
Sunday: 7:00am - 1:00pm
Fare Structure: Base: \$2.75
Senior/Disabled: \$2.50
Youth/Student: \$2.50

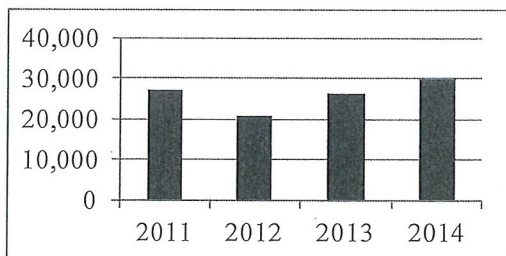
General Information

Service Area: City of Platteville
(plus nine miles outside city limits)
Service Population: 12,433
Government Type: Municipal
State Senate Districts: 17
State Assembly Districts: 49
State Congressional Districts: 3

Operational Data

Annual Vehicle Hours: 11,517
Annual Vehicle Miles: 116,859
Total Trip Trends:

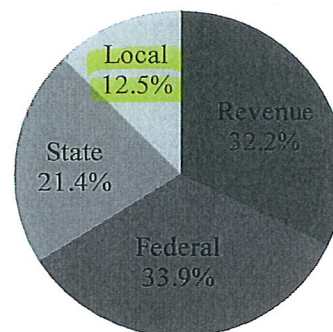
| | |
|------|--------|
| 2011 | 27,188 |
| 2012 | 20,806 |
| 2013 | 26,210 |
| 2014 | 29,838 |



Financial Data

Total Expenses: \$287,827


Payments/Revenue Percentages:



City of Richland Center



Address: 450 S. Main St.
Richland Center, WI 53581
Phone: 608-647-3466
Contact: Melinda Jones, City Clerk
Email: melinda.jones@richlandcenter.com
Website: <http://ci.richland-center.wi.us/>



Highlights

- Operated by Running, Inc. d/b/a Richland Center Transit
- Provides service seven days a week
- Offers punch cards

System Characteristics

Service Type: Shared-Ride Taxi
Service Hours: Mon-Fri: 6:00am - 9:00pm
Saturday: 8:00am - 3:00pm
Sunday: 7:00am - 2:00pm
Fare Structure: Base: \$3.50
Senior/Disabled: \$2.50
Youth/Student: \$2.50

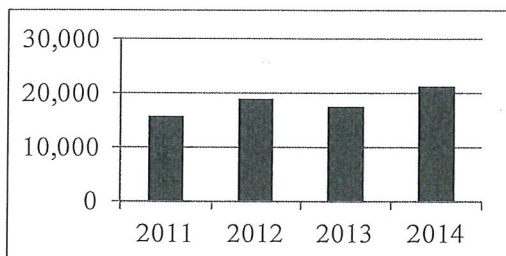
General Information

Service Area: City of Richland Center
(plus one mile outside city limits)
Service Population: 5,187
Government Type: Municipal
State Senate Districts: 17
State Assembly Districts: 50
State Congressional Districts: 3

Operational Data

Annual Vehicle Hours: 6,728
Annual Vehicle Miles: 70,363
Total Trip Trends:

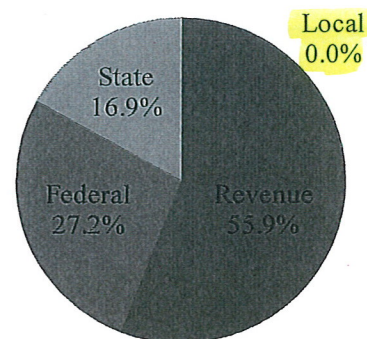
| | |
|------|--------|
| 2011 | 15,635 |
| 2012 | 18,755 |
| 2013 | 17,520 |
| 2014 | 21,128 |



Financial Data

Total Expenses: \$183,191

Payments/Revenue Percentages:



Grant County



Address: 8820 U.S. Hwy 35/61 South
Lancaster, WI 53813
Phone: 608-723-6113
Contact: Lori Reid,
ADRC Director
Email: lreid@co.grant.wi.gov
Website: <http://www.co.grant.wi.gov/>



Highlights

- Operate under the names Grant County Taxi and County Taxi (City of Dodgeville)
- Lancaster route runs Tuesday and Thursday, Boscobel runs Wednesday morning and Friday afternoon, Fennimore runs Wednesday afternoon and Friday morning, and Dodgeville runs Wednesday and Friday.

System Characteristics

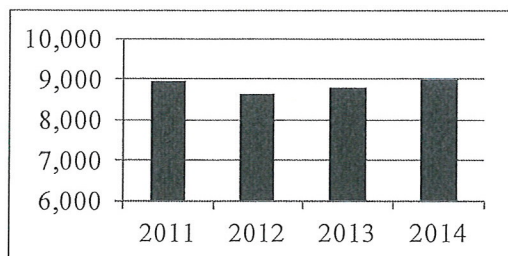
Service Type: Shared-Ride Taxi
Service Hours: Tues-Fri: 7:30am - 4:00pm*
Saturday:
Sunday:
*Earliest start time and latest end time of all areas.
Fare Structure: Base: \$2.00
Senior/Disabled: \$2.00
Youth/Student: \$2.00

General Information

Service Area: City of Boscobel, City of Dodgeville, City of Fennimore, City of Lancaster
Service Population: 16,410
Government Type: County
State Senate Districts: 17
State Assembly Districts: 49
State Congressional Districts: 3

Operational Data

Annual Vehicle Hours: 2,501
Annual Vehicle Miles: 21,610
Total Trip Trends:
2011 8,944
2012 8,648
2013 8,778
2014 8,994



Financial Data

Total Expenses: \$73,263

Payments/Revenue Percentages:

