

**Common Council – School Board Joint Work Session**  
**Library Community Room**  
**December 12, 2017 5:00 – 6:30pm**  
**(Meeting to start at 5:15pm)**

1. Call to Order/Introductions (5 Minutes)
  
2. Updates (40 minutes)
  - a. Development (City)
  - b. Enrollment (School District)
  - c. City Finances (City)
  - d. Report Cards (School District)
  - e. Park Master Plan (City)
  - f. Dark Store Tax Loophole (City)
  - g. Workforce Development Initiatives (School District)
  - h. Housing Study (City)
  - i. Collaborative Use of Facilities
    - i. OE Gray Education Center/Senior Center (School District)
    - ii. Potential Loss of Armory (City)
  
3. Brainstorm – Attracting Young Families (40 minutes)
  - a. What is working? What assets do we have?
  - b. What challenges or unaddressed needs exist?
  - c. How can we potentially work together on this issue?

**\*\*Sandwiches, chips, dessert and beverages to be served.**

## City of Platteville

### Development Tracker – December 2017

1. Project: **Library Block Project**  
Location: Corner of Main and Chestnut Streets.  
Description: Construction of a new Platteville public library, 72-room Holiday Inn Express hotel, and Neighborhood Health Clinic.  
Status: Completed
  
2. Project: **Platteville Dental Remodeling**  
Location: 960 Washington Street.  
Description: Convert the former office building into a dental clinic.  
Status: Completed.
  
3. Project: **Thrift Shop Expansion**  
Location: 950 Lancaster Street.  
Description: Building addition to the Platteville Thrift Shop.  
Status: Completed.
  
4. Project: **Former Pioneer Ford Site Redevelopment**  
Location: Water Street and Pine Street.  
Description: Anticipated project will remove 3 buildings, remodel 1 building, and construct a new multi-story, 71-unit apartment building with some commercial space.  
Status: In progress - proposed Spring 2018 construction start.
  
5. Project: **St. Augustine Redevelopment Project**  
Location: Pine Street and Hickory Street.  
Description: The project will remove 4 houses on the block and construct a new 46-unit student apartment building.  
Status: In progress.
  
6. Project: **Mound View Cheese Plant**  
Location: 1540 Vision Drive.  
Description: Convert the former Stoneman's Mill bakery building into a cheese plant.  
Status: In progress.
  
7. Project: **Paquette Commercial Building**  
Location: Southwest corner of Business Highway 151 and Vision Drive.  
Description: Construction of a new building that will have up to 5 office/retail businesses – the first tenant will be American Family Insurance.  
Status: In progress.

8. Project: **Menards Remodeling**

Location: 1700 Progressive Parkway.

Description: Expand the outside storage building and complete some interior remodeling.

Status: In progress.

9. Project: **Southwest Health Center Remodeling**

Location: 1400 Eastside Road.

Description: Interior remodeling to provide new locker rooms, employee lounge, OR recovery rooms, and an improved connection between the clinic and the hospital.

Status: In progress.

10. Project: **Southwest Health Office Building Conversion**

Location: 550 E. Business Highway 151.

Description: Convert the former Dollar General building into office space for hospital operations and space for High Vibe Fitness.

Status: In progress.

11. Project: **Piggly Wiggly Remodeling**

Location: 125 E. Pine Street.

Description: Interior remodeling of the grocery store.

Status: Proposed.

12. Project: **Commercial Food Storage Warehouse**

Location: Southeast corner of Vision Drive and Philips Drive.

Description: Construction of a new freezer/refrigerated warehouse for the food industry.

Status: Proposed.

**Welcome  
to Platteville  
Public  
Schools**








# 8th Annual AP<sup>®</sup> District Honor Roll Recipient

**AP**

 CollegeBoard



# About Platteville School District

- **1517 Students**
  - **City of Platteville**
  - **Townships of Platteville, Lima, Ellenboro, Harrison, Clifton, Paris, Smelser, Elk Grove, and Belmont**
- **Community Employer**
  - **130 Professional Staff Members**
  - **73 Support Staff Members**



# Referendum Financial Realities

- Initial Plan - \$16,620,000
- Estimated Bonding Rate of 4.00%
- Bonding Rates – 10 million - 2.39%  
5 million – 1.39%

Allowing us to pay it off in 15 years instead of 20 years as originally planned saving taxpayers hundreds of thousands of dollars.



# How Did We Do?

**FINAL – Came in on-time and very close to on-budget - between 1-2 % over budget (industry Standard is 5%), but only because we added to the scope of the project.**

## 2014–15 Mill Rate

**Total Mill Rate:                      \$10.73**

## 2017-18 Projected Mill Rate

**Total Mill Rate:                      \$10.07**



Jan	2013/14	2014/15	2015/16	2016/17
EC	3	9	9	5
4K	103	100	120	103
5K	114	108	105	100
1	109	122	106	100
2	116	104	122	104
3	123	114	109	121
4	97	124	118	111
5	107	93	127	120
6	99	105	98	130
7	112	100	110	93
8	105	114	101	114
9	104	104	118	108
10	106	102	103	107
11	113	116	104	101
12	104	107	105	96
District	1515	1522	1555	1513



# District Demographics

Neal Wilkins Early Learning Center

- EC-5K

Westview Elementary

- 1<sup>st</sup> – 4<sup>th</sup> Grade

Platteville Middle School

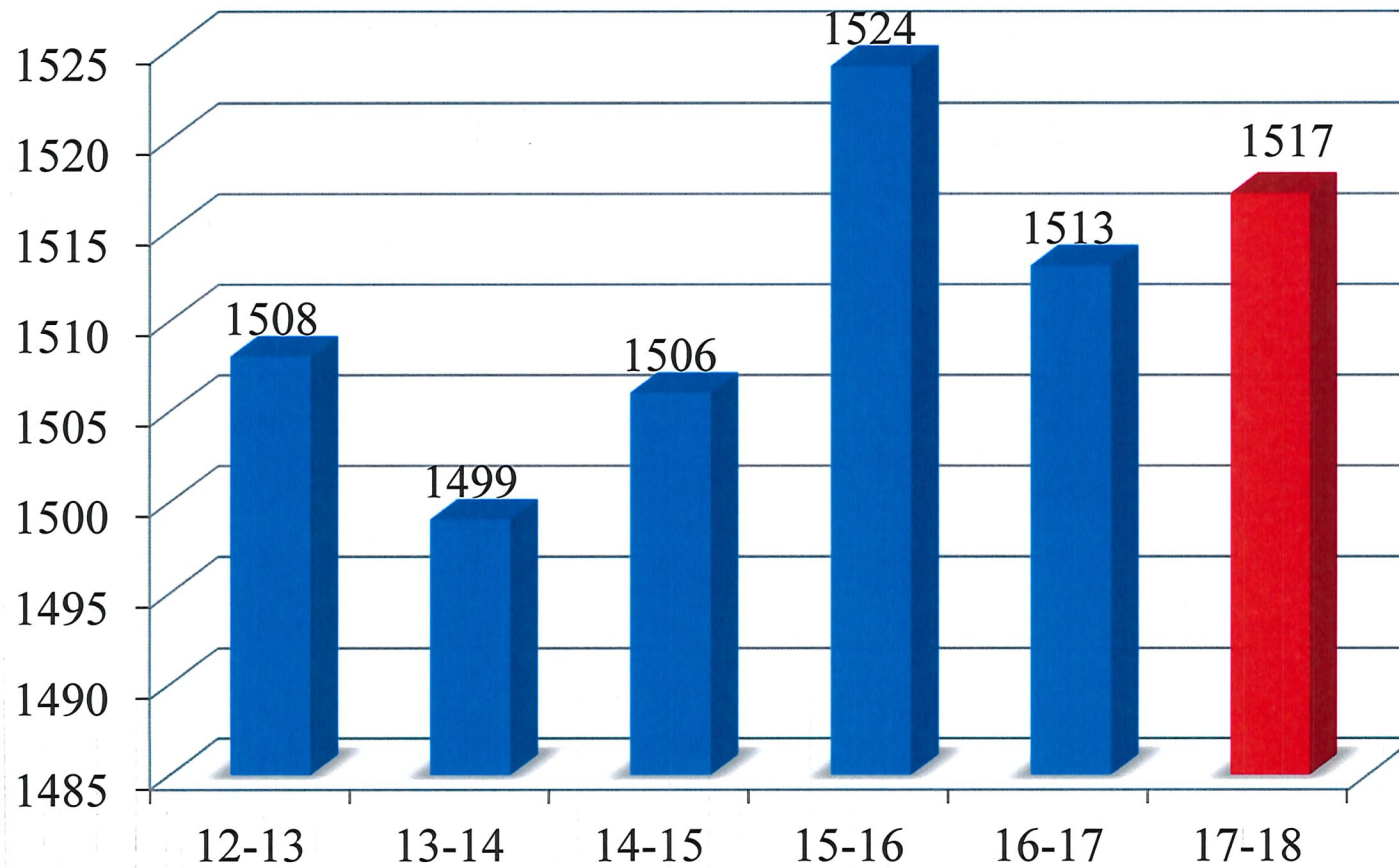
- 5<sup>th</sup> – 8<sup>th</sup> Grade

Platteville High School

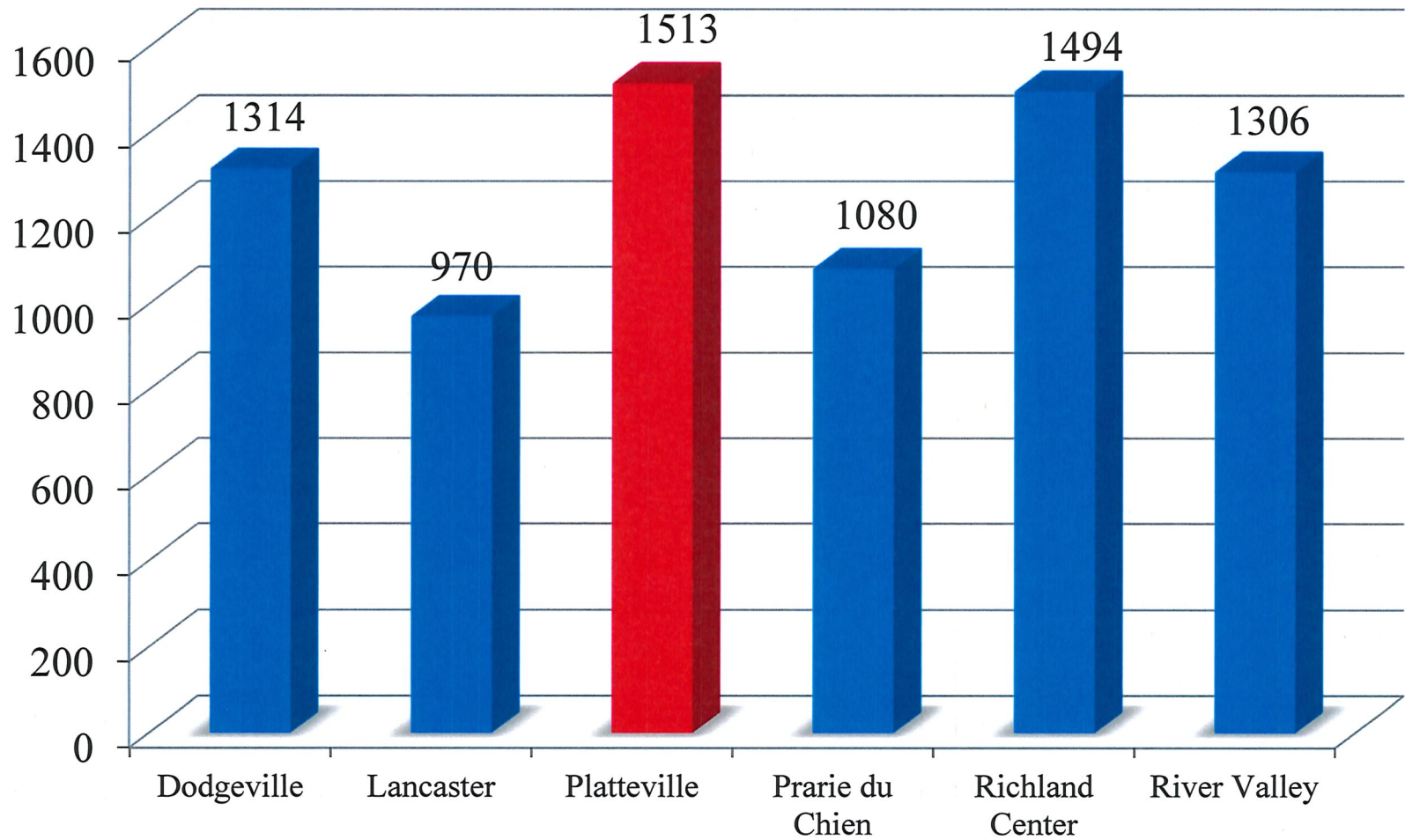
- 9<sup>th</sup> – 12<sup>th</sup> Grade

Third Friday Enrollment				
September 15, 2017				
Grade	Regular	O.E.I	Total	Building Total
EC	2	0	2	217
4K	99	9	108	Free/Reduced
5K	97	10	107	32.26%
1	97	7	104	Building Total
2	95	4	99	430
3	104	4	108	Free/Reduced
4	115	4	119	42.09%
5	104	6	110	Building Total
6	110	7	117	440
7	122	3	125	Free/Reduced
8	84	4	88	38.41%
9	106	9	115	Building Total
10	96	3	99	430
11	111	0	111	Free/Reduced
12	99	6	105	26.51%
<b>District Totals</b>	<b>1,441</b>	<b>76</b>	<b>1517</b>	

# 2017-18 Head Count



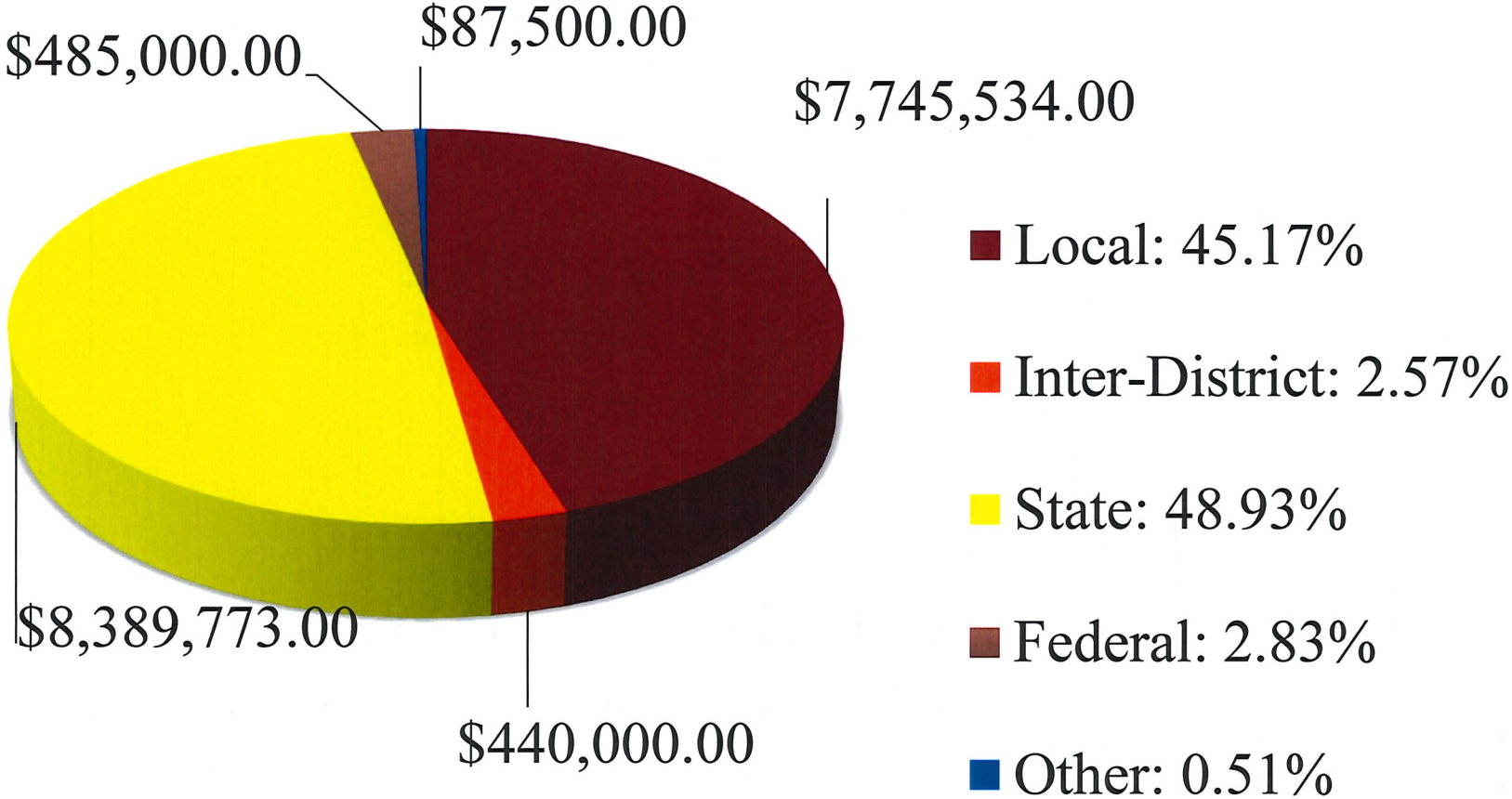
# Southwest Wisconsin Conference Headcount Count 16-17





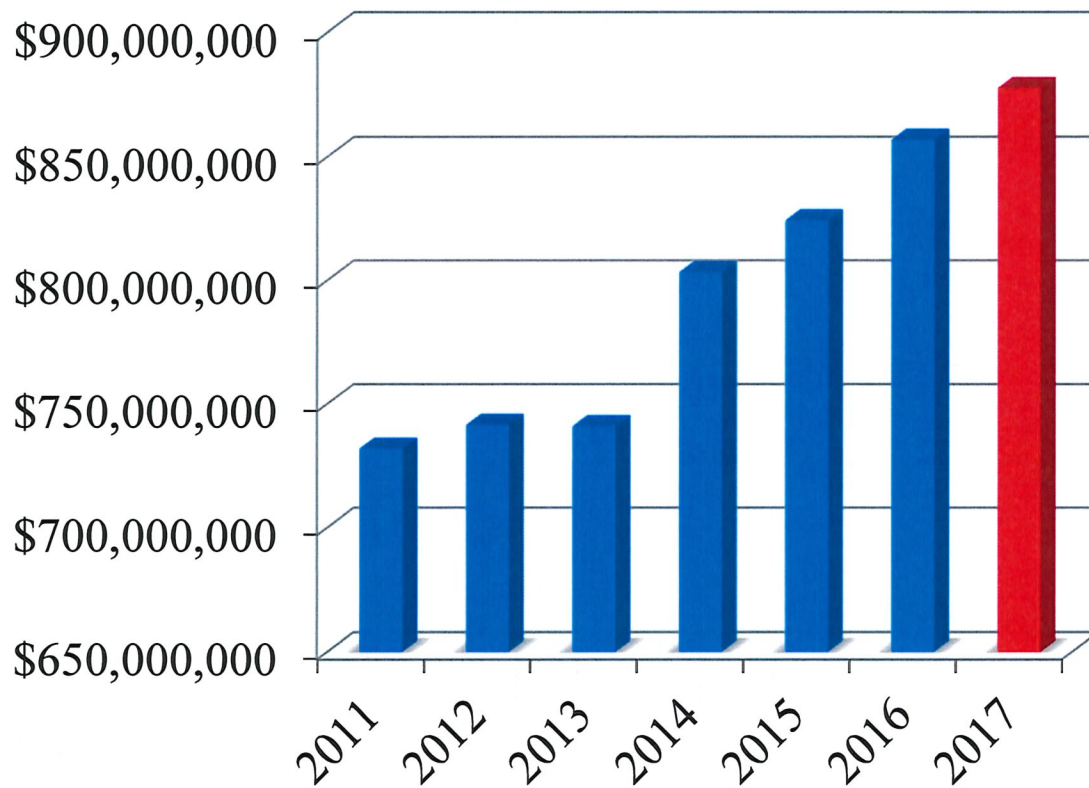
# Fund 10 Revenues

Total Revenue for 2017-18 - **\$17,147,807**



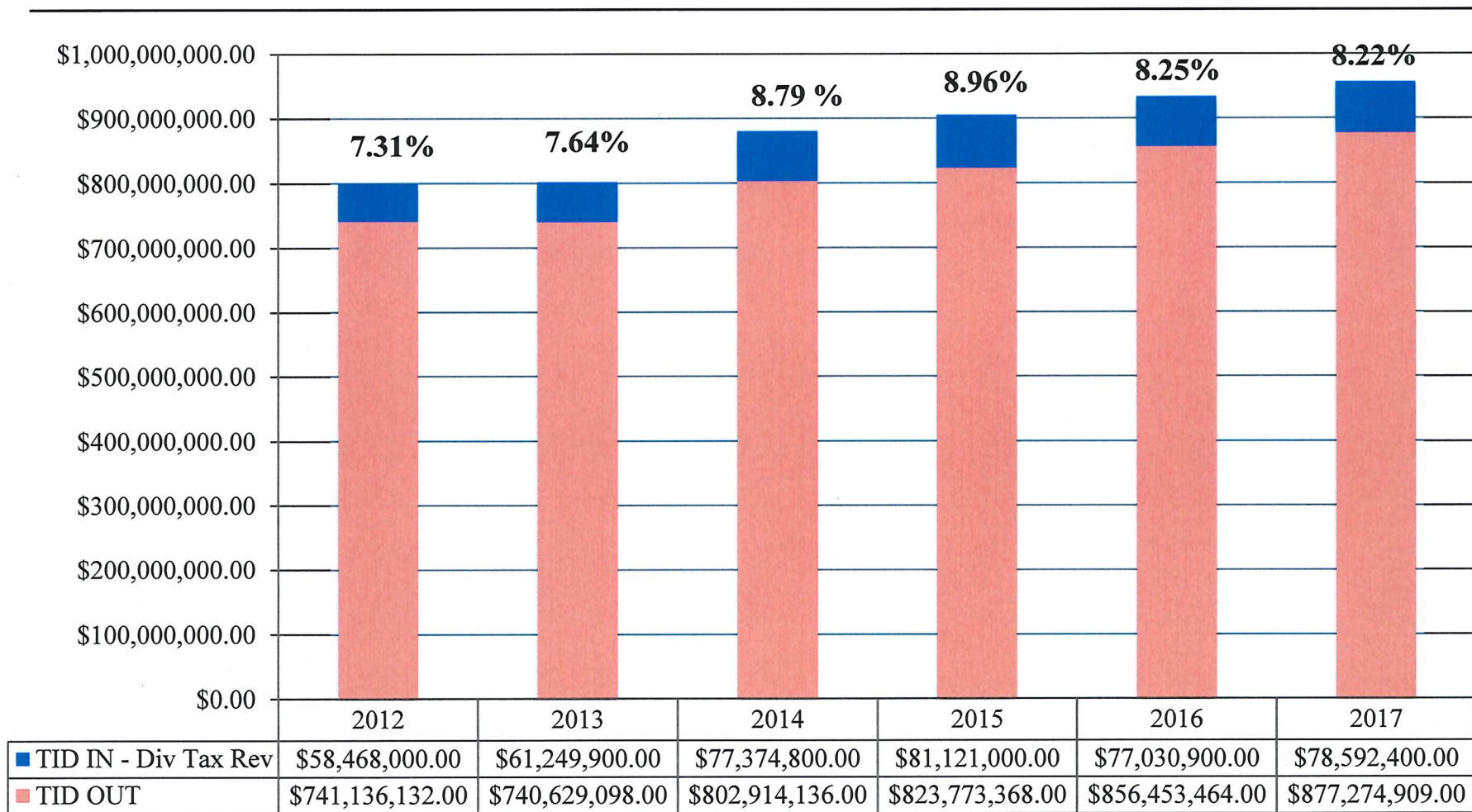
# Fall Property Valuations

## TID Out



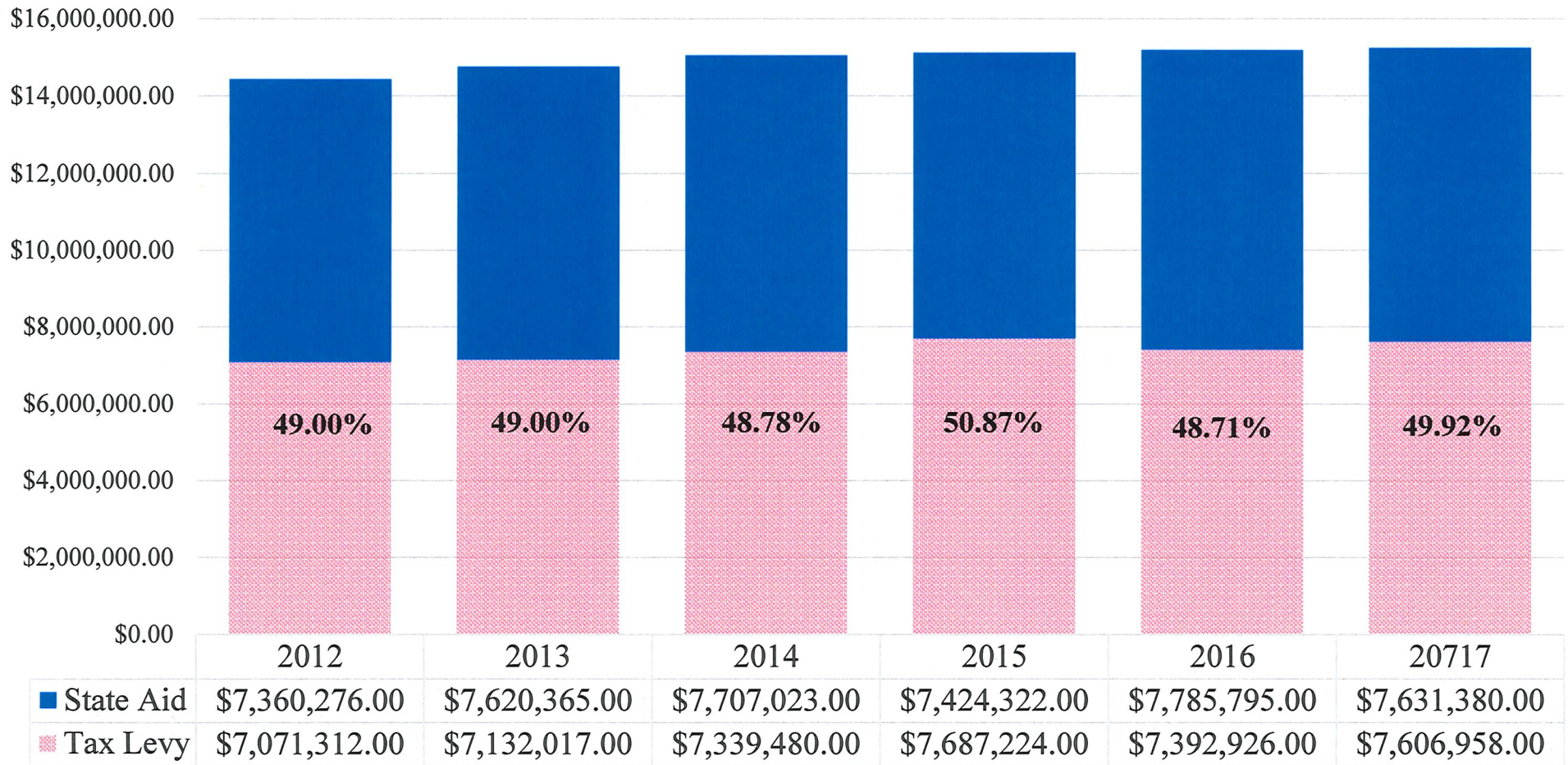
Year	Property Val	% Diff
2011	\$731,616,165	0.13%
2012	\$741,136,132	1.30%
2013	\$740,629,098	-0.07%
2014	\$802,914,136	8.41%
2015	\$823,773,368	2.60%
2016	\$856,453,464	3.97%
2017	\$877,274,909	2.43%

# TID Out/TID In Comparisons Diverted Property Value/Tax Revenue





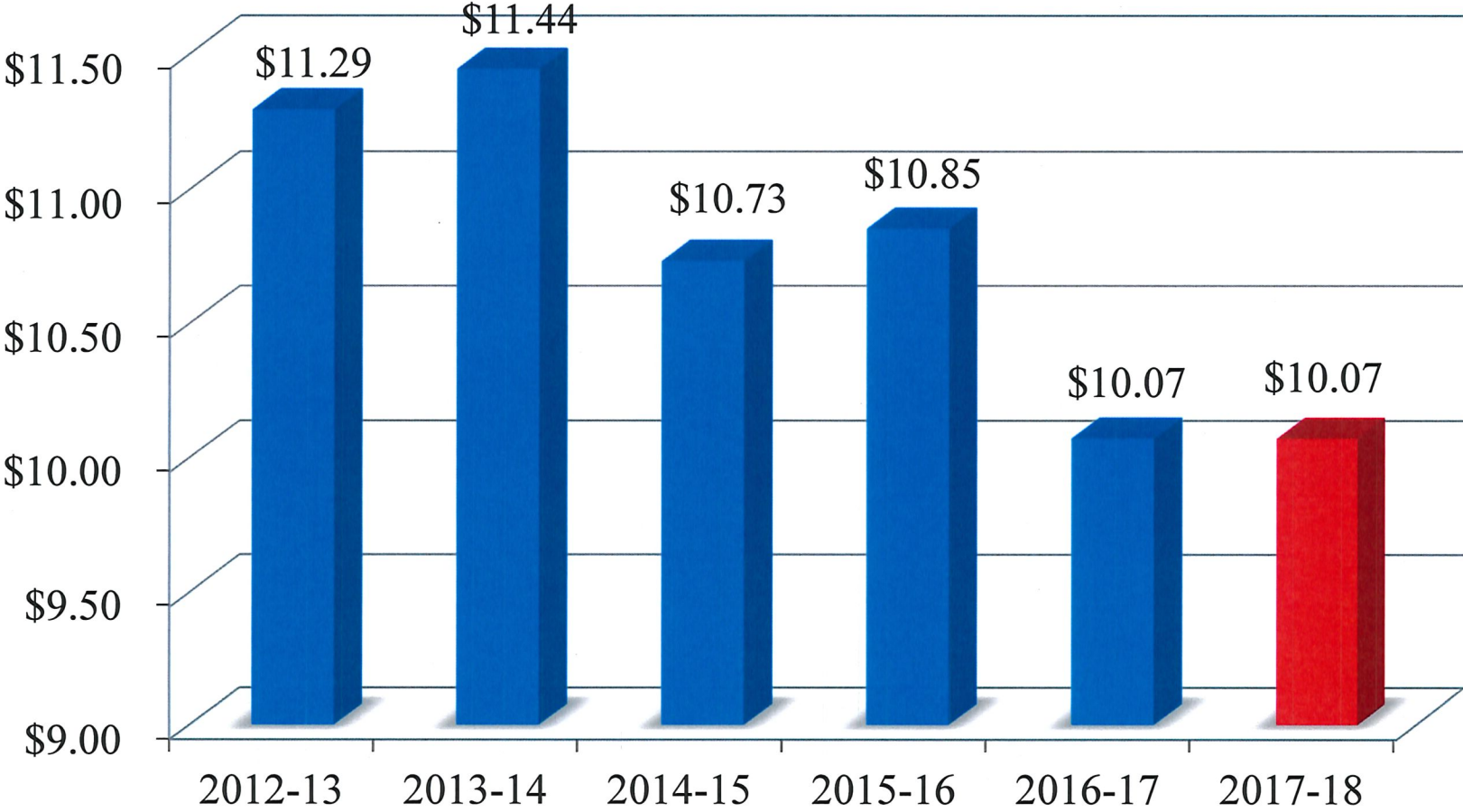
# Tax Levy vs State Aid



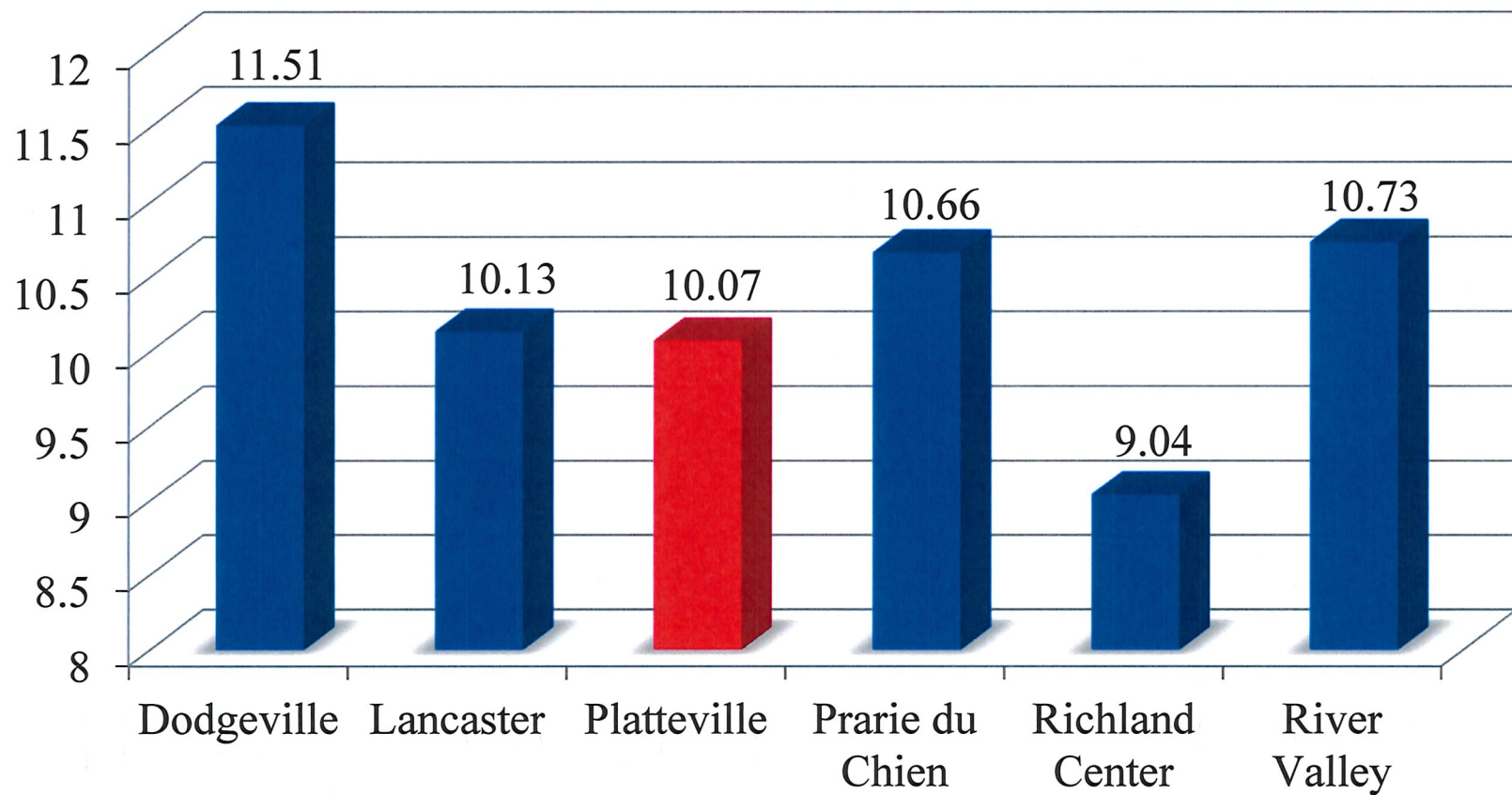
■ Tax Levy ■ State Aid



# Mill Rate History



# 2016-17 Mill Rate Comparison



# 2016-17 District & School Report Cards



## Platteville

### District Report Card | 2016-17 | Summary

2015-16  
83.3

#### Overall Score



Exceeds Expectations

Overall Accountability Rating	Score
Significantly Exceeds Expectations	83-100
Exceeds Expectations	73-82.9
Meets Expectations	64-72.9

Priority Area	District Score	Max Score	State Score	Max Score
<b>Student Achievement</b>	<b>82.6/100</b>		<b>66.7/100</b>	
English Language Arts (ELA) Achievement	41.6/50		34.3/50	
Mathematics Achievement	41.1/50		32.4/50	
<b>District Growth</b>	<b>70.8/100</b>		<b>66.0/100</b>	
English Language Arts (ELA) Growth	37.8/50		33.0/50	
Mathematics Growth	33.0/50		33.0/50	
<b>Closing Gaps</b>	<b>60.4/100</b>		<b>61.7/100</b>	
English Language Arts (ELA) Achievement Gaps	15.4/25		17.3/25	
Mathematics Achievement Gaps	15.7/25		16.8/25	
Graduation Rate Gaps	29.3/50		27.6/50	
<b>On-Track and Postsecondary Readiness</b>	<b>90.3/100</b>		<b>86.5/100</b>	
Graduation Rate	38.1/40		36.4/40	
Attendance Rate	37.7/40		37.1/40	
3rd Grade English Language Arts (ELA) Achievement	7.7/10		7.0/10	
5th Grade Mathematics Achievement	6.8/10		6.0/10	

83.9

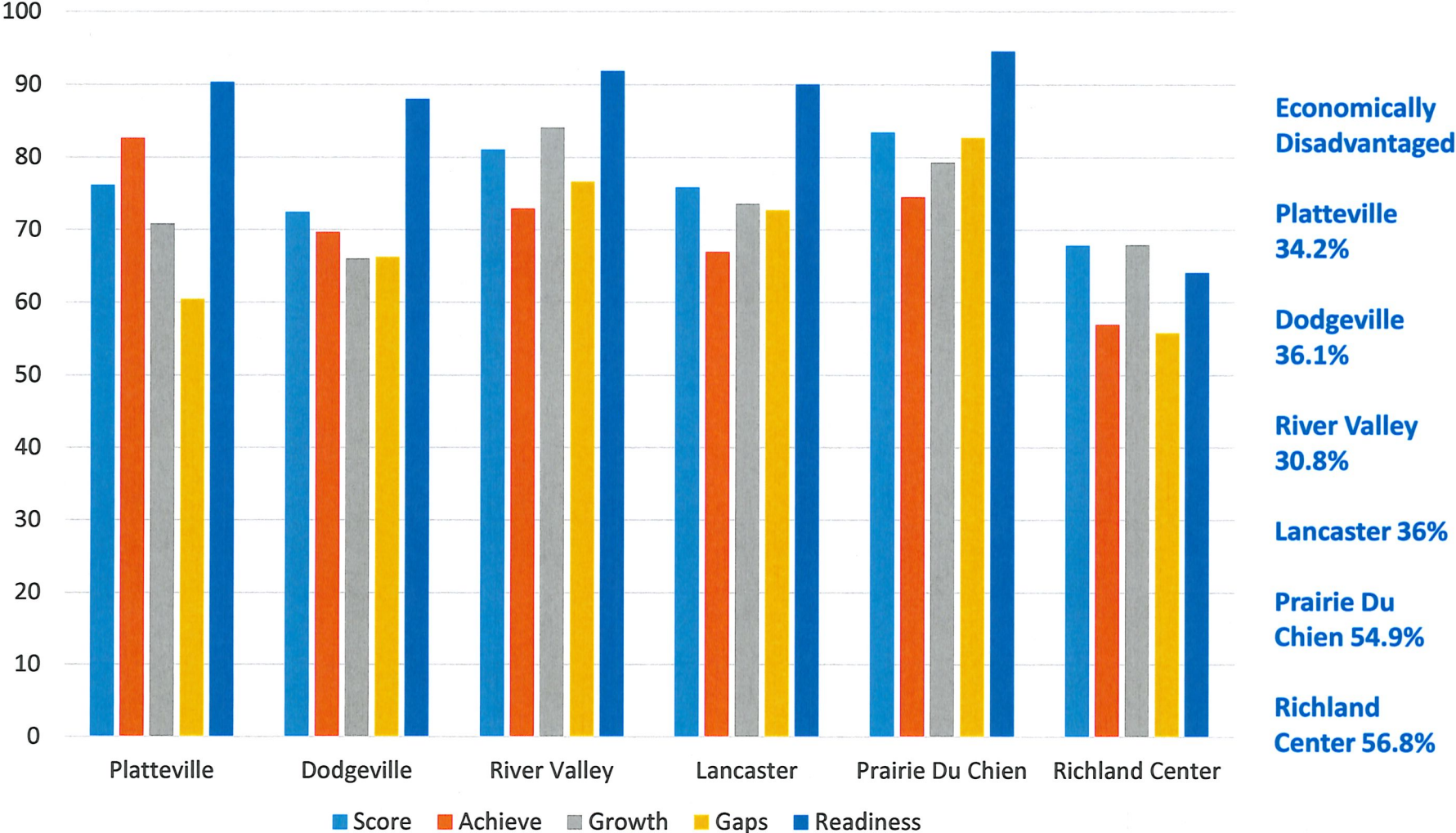
94.4

63.7

91.1



# SWC Comparison







**Platteville High**  
**Platteville | Public - All Students**  
 School Report Card | 2016-17 | Summary

**2015-16**  
**75.6**

**Overall Score**



**Exceeds Expectations**

Overall Accountability Ratings	Score
Significantly Exceeds Expectations	83-100 ★★★★★
Exceeds Expectations	73-82.9 ★★★★☆
Meets	63-72.9

Priority Areas	School Max Score	9-12 State Max	9-12 Max
<b>Student Achievement</b>	<b>80.3/100</b>	<b>60.2/100</b>	<b>80.6</b>
English Language Arts (ELA) Achievement	38.7/50	31.8/50	
Mathematics Achievement	41.6/50	28.4/50	
<b>School Growth</b>	<b>NA/NA</b>	<b>NA/NA</b>	
English Language Arts (ELA) Growth	NA/NA	NA/NA	
Mathematics Growth	NA/NA	NA/NA	
<b>Closing Gaps</b>	<b>58.1/100</b>	<b>60.9/100</b>	<b>61</b>
English Language Arts (ELA) Achievement Gaps	9.3/25	16.6/25	
Mathematics Achievement Gaps	14.1/25	16.7/25	
Graduation Rate Gaps	34.7/50	27.6/50	
<b>On-Track and Postsecondary Readiness</b>	<b>95.3/100</b>	<b>90.6/100</b>	<b>94.9</b>
Graduation Rate	95.3/100	90.6/100	
Attendance Rate	NA/NA	NA/NA	
3rd Grade English Language Arts (ELA) Achievement	NA/NA	NA/NA	
8th Grade Mathematics Achievement	NA/NA	NA/NA	



**Platteville Middle**  
**Platteville | Public - All Students**  
 School Report Card | 2016-17 | Summary

**2015-16**  
**85.8**

**Overall Score**



**Exceeds Expectations**

Overall Accountability Ratings	Score
Significantly Exceeds Expectations	83-100 ★★★★★
Exceeds Expectations	73-82.9 ★★★★☆
Meets	63-72.9

Priority Areas	School Score	Max Score	6-8 State	6-8 Max
<b>Student Achievement</b>	<b>83.4/100</b>	<b>100</b>	<b>65.2</b>	<b>100</b>
English Language Arts (ELA) Achievement	42.8/50	50	34.4	50
Mathematics Achievement	40.7/50	50	30.8	50
<b>School Growth</b>	<b>68.9/100</b>	<b>100</b>	<b>66.0</b>	<b>100</b>
English Language Arts (ELA) Growth	37.8/50	50	33.0	50
Mathematics Growth	31.1/50	50	33.0	50
<b>Closing Gaps</b>	<b>66.8/100</b>	<b>100</b>	<b>67.7</b>	<b>100</b>
English Language Arts (ELA) Achievement Gaps	35.8/50	50	33.6	50
Mathematics Achievement Gaps	31.0/50	50	34.1	50
Graduation Rate Gaps	NA/NA	NA	NA/NA	NA
<b>On-Track and Postsecondary Readiness</b>	<b>90.1/100</b>	<b>100</b>	<b>87.0</b>	<b>100</b>
Graduation Rate	NA/NA	NA	NA/NA	NA
Attendance Rate	76.6/80	80	75.1	80
3rd Grade English Language Arts (ELA) Achievement	NA/NA	NA	NA/NA	NA
8th Grade Mathematics Achievement	13.5/20	20	11.9	20

**85.**

**94.4**

**72**

**92.3**



**Westview Elementary**  
**Platteville | Public - All Students**  
 School Report Card | 2016-17 | Summary

**2015-16**  
**81.4**

**Overall Score**



**Exceeds Expectations**

Overall Accountability Ratings	Score
<b>Significantly Exceeds Expectations</b>	<b>83-100</b> ★★★★★
<b>Exceeds Expectations</b>	<b>73-82.9</b> ★★★★☆
<b>Meets</b>	<b>63-72.9</b>

Priority Areas	School Score	Max Score	K-5 State	K-5 Max
<b>Student Achievement</b>	<b>81.7/100</b>	<b>100</b>	<b>69.4</b>	<b>100</b>
English Language Arts (ELA) Achievement	39.6/50	50	34.7	50
Mathematics Achievement	42.2/50	50	34.7	50
<b>School Growth</b>	<b>75.5/100</b>	<b>100</b>	<b>66.0</b>	<b>100</b>
English Language Arts (ELA) Growth	34.9/50	50	33.0	50
Mathematics Growth	40.6/50	50	33.0	50
<b>Closing Gaps</b>	<b>74.8/100</b>	<b>100</b>	<b>64.4</b>	<b>100</b>
English Language Arts (ELA) Achievement Gaps	38.1/50	50	33.6	50
Mathematics Achievement Gaps	36.7/50	50	30.8	50
Graduation Rate Gaps	NA/NA	NA	NA/NA	NA
<b>On-Track and Postsecondary Readiness</b>	<b>92.0/100</b>	<b>100</b>	<b>89.2</b>	<b>100</b>
Graduation Rate	NA/NA	NA	NA/NA	NA
Attendance Rate	76.5/80	80	75.4	80
3rd Grade English Language Arts (ELA) Achievement	15.5/20	20	13.8	20
8th Grade Mathematics Achievement	NA/NA	NA	NA/NA	NA

**82.6**

**NA**

**73.4**

**91.7**



- **What conclusions can we draw from this latest round of report cards. The vast majority of our students do extremely well. In fact, only 29 of nearly 400 Kindergarten through 12<sup>th</sup> grade school districts had a higher overall student achievement score than Platteville. Of those 30 school districts, only one district had a higher percentage of students living in poverty than Platteville. In fact, the average percent of students identified as living in poverty among those 30 districts was 15%. Platteville is at 34%.**



- **What can we improve on? We need to do a better job of improving achievement for those students that come from impoverished families and our students that have disabilities. In other words, “Closing the Gap.” We also need to do a better job of making sure all of our students continue to grow in student achievement, from our highest performing students to our lowest performing students.**



**Focus: Attracting and  
Developing Young  
Families into lifelong  
Platteville Community  
Members**



# Why?

- **Platteville School District  
Community Outreach**
- **Workforce Development Task Force**
- **Efforts to Attract Investment in the  
Platteville Community**



# Common Themes

- **Need for a Skilled Workforce, across the spectrum.**
- **Quality Childcare – Waiting Lists**
- **Demand for Quality, Affordable/Family housing**

**Conclusion: Demanded a  
Community Response**



# Why a Community Problem?

- **Platteville Schools – Enrollment**
  - **Attracting and Developing Young Families into lifelong Platteville Community Members**
- **Platteville Regional Chamber – Community**
  - **Actively Supporting and Promoting Business and Community Development.**
- **Platteville Area Industrial Development Corporation Employers**
  - **Strengthen Economic Development and Quality of Life Through the Growth of Businesses in the Platteville, Wisconsin area.**



## What Can Platteville School District Do?

- Continuously improve the quality of education that Platteville Schools provides, so that it is the choice of our families to provide an education to PK-12 students (New 4K Program, Multi-age at Westview)
- Assist our young families by providing quality, affordable, wrap-around programming for our students. - (UW-Children's Center)
- Partner with community business to make sure our students are aware of the employment options available to them today and in the future.



# Welcome Platteville Community Employers!

Platteville Realty      Pioneer Ford Sales      PBII  
Delta 3 Engineering      Fidelity Bank      Kieler Farms  
QueenB Radio      Southwest Health      Moundview Dairy  
L&M Corrugated      Mound City Bank      Emmi Roth  
Aloha Communities      Dupaco Credit Union      H&R Block  
Southwest Tech. College      American Customer Care  
Woodward Communications      Family Advocates  
Southwest Workforce Development      Express Employment  
Wisconsin Dept. of Workforce Development  
TH Media-Woodward Printing Services





**Platteville School District Reinvented** added 2 new photos.



Published by [Connie Valenza](#) [?] · October 11 at 10:29am · 🌐

7th Graders and Sophomores got a look at some of our local manufacturing businesses yesterday. Special thanks to 4x Innovations, Platteville Business Incubator, L & M Corrugate and Hypro for sharing a great experience with our students. We are all Hillmen!





# **OEGray Professional Community Center**

- Senior Center**
- SWTC**
- Wisconsin Forward**
- Headstart**
- Family Connections**