

# THE CITY OF PLATTEVILLE, WISCONSIN

## COMMON COUNCIL AGENDA

PUBLIC NOTICE is hereby given that a regular meeting of the Common Council of the City of Platteville shall be held on Tuesday, November 14, 2023 at 6:00 PM in the Council Chambers at 75 North Bonson Street, Platteville, WI.

**\*Please note - this meeting will be held in-person.**

**The following link can be used to view the livestream of the meeting:**

<https://us02web.zoom.us/j/89465034744>

### I. CALL TO ORDER

### II. ROLL CALL

### III. CONSIDERATION OF CONSENT AGENDA – The following items may be approved on a single motion and vote due to their routine nature or previous discussion. Please indicate to the Council President if you would prefer separate discussion and action.

- A. Council Minutes – 10/24/23 Regular
- B. Payment of Bills
- C. Financial Report – October
- D. Appointments to Boards and Commissions
- E. Licenses
  - 1. One-Year and Two-Year Operator License to Sell/Serve Alcohol
  - 2. Taxi Driver
- F. Permits
  - 1. Banner – November 20 through December 2 for Wisconsin Badger Camp
  - 2. Street Closing – Court Street, between Main and Irving Streets on Friday, December 15 from 5:00 P.M. to 9:00 P.M. for Holiday Performance by the Main Street Program
- G. Election Cost Sharing Agreement

### IV. CITIZENS' COMMENTS, OBSERVATIONS and PETITIONS, if any – Please limit comments to no more than five minutes.

### V. REPORTS

- A. Board/Commission/Committee Minutes (Council Representative)
  - 1. Housing Authority Board (Parrott) 8/29/23
  - 2. Police and Fire Commission (Kopp) 9/5/23
  - 3. Airport Commission (Gates) 9/18/23
- B. Other Reports
  - 1. Water and Sewer Financial Report – October
  - 2. Airport Financial Report – October
  - 3. Department Progress Reports
  - 4. Fire Facility Update

## VI. ACTION

- A. Ordinance 23-10 Amending Parking on South Elm Street on the West end of the Platteville Public Library [10/24/23]
- B. Resolution 23-33 Providing for the Sale of Approximately \$1,655,000 Water and Sewer System Revenue Bonds, Series 2023C

## VII. INFORMATION AND DISCUSSION

- A. Contract 25-23 Fuel Supply 2024-2026
- B. Potential 2024 Budget Items (Jenor Tower Crosswalk, Historic Preservation Commission Budget) as Requested by Alderman Kilian [10/24/23]
- C. Planned Unit Development – St. Augustine Church at 135 S. Hickory Street

**VIII. CLOSED SESSION** per Wisconsin Statute 19.85(1)(c) - Considering employment, promotion, compensation or performance evaluation data of any public employee over which the governmental body has jurisdiction or exercises responsibility - City Manager Evaluation

## IX. ADJOURNMENT

**\*Please note - this meeting will be held in-person.**

Please click the link below to join the webinar to view the livestream:

<https://us02web.zoom.us/j/89465034744>

or visit [zoom.us](https://zoom.us), select "Join a Meeting" and enter the Webinar ID: 894 6503 4744

Connect by phone:

877 853 5257 (Toll Free) or

888 475 4499 (Toll Free)

Webinar ID: 894 6503 4744

*If your attendance requires special accommodation, write City Clerk, P.O. Box 780, Platteville, WI 53818 or call (608) 348-9741 Option 6.*

**THE CITY OF PLATTEVILLE, WISCONSIN  
COUNCIL SUMMARY SHEET**

**COUNCIL SECTION:**  
**CONSIDERATION OF  
CONSENT AGENDA  
ITEM NUMBER:**  
III.

**TITLE:**  
Council Minutes, Payment of Bills, Financial Report,  
Appointment to Boards and Commissions, Licenses,  
Permit, and Election Cost Share Agreement

**DATE:**  
November 14, 2023  
**VOTE REQUIRED:**  
Majority

**PREPARED BY:** Candace Klaas, City Clerk

**Description:**

The following items may be approved on a single motion and vote due to their routine nature or previous discussion. Please indicate to the Council President if you would prefer separate discussion and action.

**Budget/Fiscal Impact:**

None

**Sample Affirmative Motion:**

*"I move to approve all items listed under Consent Calendar"*

**Attachments:**

- Council Minutes
- Payment of Bills
- Financial Report
- Appointment of Boards and Commissions
- Licenses
- Permits
- Election Cost Share Agreement

**PLATTEVILLE COMMON COUNCIL PROCEEDINGS**  
**October 24, 2023**

The regular meeting of the Common Council of the City of Platteville was called to order by Council President Barbara Daus at 6:01 PM in the Council Chambers of the Municipal Building.

**ROLL CALL**

Present: Ken Kilian, Barbara Daus, Lynne Parrott, Bob Gates, Todd Kasper, and Jason Artz.

Excused: Kathy Kopp.

**PRESENTATION** – Swearing in New Police Officer Brendan Overbey.

**CONSIDERATION OF CONSENT AGENDA**

**Motion** by Kasper, second by Parrott to approve the consent agenda as follows: Council Minutes – 10/10/23 Regular and 10/17/23 Special; Payment of Bills in the amount of \$559,060.54; Appointments to Boards and Commissions, None; One-Year Operator License – Joseph F Rushlow; Two-Year Operator License – Chloe M Bestler, Alexander G Gamsky, Demetris A Johnson, and April C Molitor. Motion carried 6-0 on a roll call vote.

**CITIZENS' COMMENTS, OBSERVATIONS AND PETITIONS**, if any. Council Alderperson Parrott congratulated Platteville Hillmen Football and Cross Country Teams on their success. Council President Daus spoke about attending the League of Wisconsin Municipalities Conference.

**REPORTS**

Board/Commission/Committee Minutes – Tourism Committee, Water & Sewer Commission, and Community Safe Routes Committee.

**ACTION**

- A. *Resolution 23-31 Authorizing the City Manager to Submit Applications to the Wisconsin Department of Transportation (WisDOT) for the 2024-2028 Transportation Alternatives Program (TAP)* – **Motion** by Kasper, second by Artz to approve Resolution 23-31 Authorizing the City Manager to Submit Applications to the Wisconsin Department of Transportation (WisDOT) for the 2024-2028 Transportation Alternatives Program (TAP) – Option 1: Paved and lit trail sections: Phase 2 cost in 2026: \$572,659 DOT: \$410,127, DNR \$132,532 City: \$30,000. Motion carried 6-0 on a roll call vote.
  
- B. *Resolution 23-32 Determination of Necessity – Property Condemnation* – **Motion** by Gates, second by Parrott to adopt Resolution 23-32 Determining the Necessity to Condemn Parcels 271-01295-0000, 271-01296-0000, and the adjacent abandoned alleyway for the purpose of building a new fire facility. Motion carried 6-0 on a roll call vote.

**INFORMATION AND DISCUSSION**

- A. *An Ordinance Amending Parking on South Elm Street on the West end of the Platteville Public Library* – Public Works Director Howard Crofoot explained that the Holiday Inn Express has expressed concern that their customers need additional overnight parking and has suggested converting the five (5) parking stalls on the west end of the Platteville Public Library to allow overnight parking for hotel guests. The management of the Holiday Inn Express requests that the parking area be signed as “Hotel and Library Parking Only and 3-hour Parking 9 AM to 5:30 PM”.

- B. *Resolution to Approve Collective Bargain Agreement with Wisconsin Professional Police Association (WPPA)* – City Manager Clint Langreck explained and presented a contract with the Wisconsin Professional Police Association for the years 2024-2026. Staff recommends approval of the changes to the collective bargaining agreement.
- C. *Resolution Authorizing the Salaries and Rates of Pay of Employees for the Year 2024* – City Manager Langreck explained that the 2024 Salary Resolution reflects the implementation of the updated City of Platteville Compensation Plan with an overall payroll increase of 7% and a minimum wage increase of at least 3% in 2024. The proposed budget also includes a wage increase of 7.5% for police officers as part of the Wisconsin Professional Police Association contract, which will aid in recruitment and retention initiatives.
- D. *Employee Benefit Package* – Human Resources Manager Chad Wilson presented information on the City of Platteville’s employee benefits package to be used in the discussion of the annual budget review and approval.
- E. *Contract 9-23 – Snow & Ice Removal* – Public Works Director Howard Crofoot explained that there is an Ordinance requiring property owners to remove snow and ice from public sidewalks that abut their properties. If the property owners fail to do so, the City is authorized to have the snow/ice removed and the cost is billed to the owner plus an administrative fee. In the past, staff has requested bids from local contractors to perform the snow/ice removal. This year, the request for bids went out and was mailed to contractors who have done it in the past. The City did not receive any bids. Since there is no contractor to perform snow removal, it will be done by either the Parks Division or Streets Division as resources allow. The priority of City staff will remain to clear roads, alleys, parking lots, City-owned sidewalks and remove snow from the Downtown area. This process normally takes at least 3 days to complete. With the timeline outlined in the ordinance, City staff will be delayed in responding to the sidewalk snow removal requirements.
- F. *Potential 2024 Budget Items as Requested by Alderman Kilian* – Community Development Director Joe Carroll and Public Works Director Howard Crofoot discussed potential 2024 budget modifications with the Council. Alderman Kilian suggested modifications to the budget to increase funding for two areas: an increase in the budget for the Historic Preservation Commission and an increase to install a crosswalk connecting Jenor Towers and Jenor Tower Park. Staff cannot determine the need for the requested amount of funds for the Historic Preservation Commission. Historically, this far exceeds the amount of funding necessary for this line item. Staff still recommend allowing the Southwest Wisconsin Regional Planning Commission to finish the plan and determine the priority project(s) for the entire system before making a decision.

ADJOURNMENT

Motion by Kasper, second by Gates to adjourn. Motion carried 6-0 on a roll call vote. The meeting was adjourned at 7:54 PM.

Respectfully submitted,

Candace Klaas, City Clerk

## SCHEDULE OF BILLS

### MOUND CITY BANK:

10/20/2023	Schedule of Bills (ACH payments)	8545-8548	\$	109,507.86
10/20/2023	Schedule of Bills	76343-76344	\$	239.76
10/20/2023	Payroll (ACH Deposits)	1001729-1001845	\$	196,197.27
10/27/2023	Schedule of Bills (ACH payments)	8549-8551	\$	196,114.11
10/27/2023	Schedule of Bills	76345-76353	\$	150,789.39
10/31/2023	Schedule of Bills (ACH payments)	8552	\$	1,000.00
10/31/2023	Schedule of Bills	76354	\$	1,622.09
11/3/2023	Schedule of Bills (ACH payments)	8553-8555	\$	53,139.67
11/3/2023	Schedule of Bills	76355-76359	\$	25,844.48
11/3/2023	Payroll (ACH Deposits)	1001846-1001935,1001937- 1001962,76360	\$	196,524.48
11/8/2023	Schedule of Bills (ACH payments)	8556-8613	\$	195,233.05
11/8/2023	Schedule of Bills	76361-76431	\$	1,009,242.62
	(W/S Bills amount paid with City Bills)		\$	(776,261.02)
	(W/S Payroll amount paid with City Payroll)		\$	<u>(53,037.30)</u>
	Total		\$	1,306,156.46

---

GL Period	Check Issue Date	Check Number	Payee	Description	Invoice Number	Invoice Seq	Invoice Amount	Check Amount	
<b>8545</b>									
10/23	10/20/2023	8545	INTERNAL REVENUE SE	FEDERAL INCOME TAX F	PR1014231	1	13,428.06	13,428.06	M
10/23	10/20/2023	8545	INTERNAL REVENUE SE	FEDERAL INCOME TAX S	PR1014231	2	11,493.87	11,493.87	M
10/23	10/20/2023	8545	INTERNAL REVENUE SE	FEDERAL INCOME TAX S	PR1014231	3	11,493.87	11,493.87	M
10/23	10/20/2023	8545	INTERNAL REVENUE SE	FEDERAL INCOME TAX	PR1014231	4	2,688.12	2,688.12	M
10/23	10/20/2023	8545	INTERNAL REVENUE SE	FEDERAL INCOME TAX	PR1014231	5	2,688.12	2,688.12	M
Total 8545:								41,792.04	
<b>8546</b>									
10/23	10/20/2023	8546	WI DEFERRED COMP BO	DEFERRED COMPENSAT	PR1014231	1	1,879.22	1,879.22	M
10/23	10/20/2023	8546	WI DEFERRED COMP BO	DEFERRED COMPENSAT	PR1014231	2	2,558.65	2,558.65	M
Total 8546:								4,437.87	
<b>8547</b>									
10/23	10/20/2023	8547	WI DEPT OF REVENUE	STATE INCOME TAX STA	PR1014231	1	6,954.25	6,954.25	M
Total 8547:								6,954.25	
<b>8548</b>									
10/23	10/20/2023	8548	WI RETIREMENT SYSTE	WRS RETIREMENT ERR	PR0930231	1	1,809.29	1,809.29	M
10/23	10/20/2023	8548	WI RETIREMENT SYSTE	WRS RETIREMENT ADD	PR0930231	2	25.00	25.00	M
10/23	10/20/2023	8548	WI RETIREMENT SYSTE	WRS RETIREMENT EER	PR0930231	3	6,623.11	6,623.11	M
10/23	10/20/2023	8548	WI RETIREMENT SYSTE	WRS RETIREMENT EER	PR0930231	4	3,796.26	3,796.26	M
10/23	10/20/2023	8548	WI RETIREMENT SYSTE	WRS RETIREMENT EER	PR0930231	5	1,809.29	1,809.29	M
10/23	10/20/2023	8548	WI RETIREMENT SYSTE	WRS RETIREMENT ERR	PR0930231	6	6,623.11	6,623.11	M
10/23	10/20/2023	8548	WI RETIREMENT SYSTE	WRS RETIREMENT ERR	PR0930231	7	7,380.36	7,380.36	M
10/23	10/20/2023	8548	WI RETIREMENT SYSTE	WRS RETIREMENT ERR	PR1014231	1	1,796.31	1,796.31	M
10/23	10/20/2023	8548	WI RETIREMENT SYSTE	WRS RETIREMENT ADD	PR1014231	2	25.00	25.00	M
10/23	10/20/2023	8548	WI RETIREMENT SYSTE	WRS RETIREMENT EER	PR1014231	3	6,583.77	6,583.77	M
10/23	10/20/2023	8548	WI RETIREMENT SYSTE	WRS RETIREMENT EER	PR1014231	4	3,896.63	3,896.63	M
10/23	10/20/2023	8548	WI RETIREMENT SYSTE	WRS RETIREMENT EER	PR1014231	5	1,796.31	1,796.31	M
10/23	10/20/2023	8548	WI RETIREMENT SYSTE	WRS RETIREMENT ERR	PR1014231	6	6,583.77	6,583.77	M
10/23	10/20/2023	8548	WI RETIREMENT SYSTE	WRS RETIREMENT ERR	PR1014231	7	7,575.49	7,575.49	M
Total 8548:								56,323.70	
<b>8549</b>									
10/23	10/27/2023	8549	DEPOSITORY TRUST/CL	11.01.23 2015 & 2021C BO	11.1.2023	1	46,986.25	46,986.25	M
10/23	10/27/2023	8549	DEPOSITORY TRUST/CL	11.01.23 2015 & 2021C BO	11.1.2023	2	46,986.25	46,986.25	M
Total 8549:								93,972.50	
<b>8550</b>									
10/23	10/27/2023	8550	BOND TRUST SERVICES	11.01.23 2019B INTEREST	82733	1	5,175.00	5,175.00	M
10/23	10/27/2023	8550	BOND TRUST SERVICES	11.01.23 2019B INTEREST	82733	2	10,796.25	10,796.25	M
10/23	10/27/2023	8550	BOND TRUST SERVICES	11.01.23 2020C INTERES	82734	1	5,513.75	5,513.75	M
10/23	10/27/2023	8550	BOND TRUST SERVICES	11.01.23 2020C INTERES	82734	2	5,182.50	5,182.50	M
10/23	10/27/2023	8550	BOND TRUST SERVICES	11.01.23 2021B INTEREST	82735	1	4,250.00	4,250.00	M
10/23	10/27/2023	8550	BOND TRUST SERVICES	11.01.23 2021B INTEREST	82735	2	12,950.00	12,950.00	M
10/23	10/27/2023	8550	BOND TRUST SERVICES	11.01.2023 2022B INTERE	82736	1	9,260.00	9,260.00	M
10/23	10/27/2023	8550	BOND TRUST SERVICES	11.01.2023 2022B INTERE	82736	2	31,590.00	31,590.00	M
Total 8550:								84,717.50	

GL Period	Check Issue Date	Check Number	Payee	Description	Invoice Number	Invoice Seq	Invoice Amount	Check Amount	
<b>8551</b>									
10/23	10/27/2023	8551	CARDMEMBER SERVICE	COMMUNITY PLANNING	10.02.2023	1	105.00	105.00	M
10/23	10/27/2023	8551	CARDMEMBER SERVICE	LIBRARY CHARGES	10.02.2023	2	33.00	33.00	M
10/23	10/27/2023	8551	CARDMEMBER SERVICE	LIBRARY CHARGES	10.02.2023	3	23.97	23.97	M
10/23	10/27/2023	8551	CARDMEMBER SERVICE	FIRE DEPT CHARGES	10.02.2023	4	286.03	286.03	M
10/23	10/27/2023	8551	CARDMEMBER SERVICE	FIRE DEPT CHARGES	10.02.2023	5	198.00	198.00	M
10/23	10/27/2023	8551	CARDMEMBER SERVICE	FIRE DEPT CHARGES	10.02.2023	6	133.50	133.50	M
10/23	10/27/2023	8551	CARDMEMBER SERVICE	FIRE DEPT CHARGES	10.02.2023	7	480.24	480.24	M
10/23	10/27/2023	8551	CARDMEMBER SERVICE	FIRE DEPT CHARGES	10.02.2023	8	413.30	413.30	M
10/23	10/27/2023	8551	CARDMEMBER SERVICE	FIRE DEPT CHARGES	10.02.2023	9	94.99	94.99	M
10/23	10/27/2023	8551	CARDMEMBER SERVICE	FIRE DEPT CHARGES	10.02.2023	10	328.93	328.93	M
10/23	10/27/2023	8551	CARDMEMBER SERVICE	STREET DEPT CHARGES	10.02.2023	11	79.78	79.78	M
10/23	10/27/2023	8551	CARDMEMBER SERVICE	CEMETERY CHARGES	10.02.2023	12	239.99	239.99	M
10/23	10/27/2023	8551	CARDMEMBER SERVICE	CEMETERY CHARGES	10.02.2023	13	120.38	120.38	M
10/23	10/27/2023	8551	CARDMEMBER SERVICE	SENIOR CENTER CHARG	10.02.2023	14	10.54	10.54	M
10/23	10/27/2023	8551	CARDMEMBER SERVICE	AIRPORT	10.02.2023	15	30.00	30.00	M
10/23	10/27/2023	8551	CARDMEMBER SERVICE	PARKS CHARGE	10.02.2023	16	449.99	449.99	M
10/23	10/27/2023	8551	CARDMEMBER SERVICE	PARKS CHARGE	10.02.2023	17	15.00	15.00	M
10/23	10/27/2023	8551	CARDMEMBER SERVICE	PARKS CHARGE	10.02.2023	18	179.98	179.98	M
10/23	10/27/2023	8551	CARDMEMBER SERVICE	PARKS CHARGE	10.02.2023	19	369.11	369.11	M
10/23	10/27/2023	8551	CARDMEMBER SERVICE	MUSEUM CHARGES	10.02.2023	20	47.91	47.91	M
10/23	10/27/2023	8551	CARDMEMBER SERVICE	MUSEUM CHARGES	10.02.2023	21	290.37	290.37	M
10/23	10/27/2023	8551	CARDMEMBER SERVICE	MUSEUM CHARGES	10.02.2023	22	58.65	58.65	M
10/23	10/27/2023	8551	CARDMEMBER SERVICE	MUSEUM CHARGES	10.02.2023	23	21.99	21.99	M
10/23	10/27/2023	8551	CARDMEMBER SERVICE	MUSEUM CHARGES	10.02.2023	24	1,574.88	1,574.88	M
10/23	10/27/2023	8551	CARDMEMBER SERVICE	COUNCIL CHARGES	10.02.2023	25	290.00	290.00	M
10/23	10/27/2023	8551	CARDMEMBER SERVICE	CLERK CHARGES	10.02.2023	26	179.00	179.00	M
10/23	10/27/2023	8551	CARDMEMBER SERVICE	FIRE DEPT CHARGES	10.02.2023	27	241.87	241.87	M
10/23	10/27/2023	8551	CARDMEMBER SERVICE	FIRE DEPT CHARGES	10.02.2023	28	132.84	132.84	M
10/23	10/27/2023	8551	CARDMEMBER SERVICE	FIRE DEPT CHARGES	10.02.2023	29	16.40	16.40	M
10/23	10/27/2023	8551	CARDMEMBER SERVICE	FIRE DEPT CHARGES	10.02.2023	30	375.66	375.66	M
10/23	10/27/2023	8551	CARDMEMBER SERVICE	MAINTENANCE CHARGE	10.02.2023	31	74.96	74.96	M
10/23	10/27/2023	8551	CARDMEMBER SERVICE	BROSKE CENTER CHAR	10.02.2023	32	472.20	472.20	M
10/23	10/27/2023	8551	CARDMEMBER SERVICE	RECREATION CHARGES	10.02.2023	33	148.87	148.87	M
10/23	10/27/2023	8551	CARDMEMBER SERVICE	PARKS CHARGE	10.02.2023	34	64.12	64.12	M
10/23	10/27/2023	8551	CARDMEMBER SERVICE	POOL CHARGES	10.02.2023	35	21.09	21.09	M
10/23	10/27/2023	8551	CARDMEMBER SERVICE	COUNCIL CHARGES	10.02.2023	36	622.26	622.26	M
10/23	10/27/2023	8551	CARDMEMBER SERVICE	ELECTION CHARGES	10.02.2023	37	13.19	13.19	M
10/23	10/27/2023	8551	CARDMEMBER SERVICE	ADMINISTRATION CHAR	10.02.2023	38	91.76	91.76	M
10/23	10/27/2023	8551	CARDMEMBER SERVICE	ENGINEERING CHARGE	10.02.2023	39	85.40	85.40	M
10/23	10/27/2023	8551	CARDMEMBER SERVICE	ENGINEERING CHARGE	10.02.2023	40	250.00	250.00	M
10/23	10/27/2023	8551	CARDMEMBER SERVICE	POLICE DEPT CHARGES	10.02.2023	41	11.75	11.75	M
10/23	10/27/2023	8551	CARDMEMBER SERVICE	POLICE DEPT CHARGES	10.02.2023	42	2,562.50	2,562.50	M
10/23	10/27/2023	8551	CARDMEMBER SERVICE	POLICE DEPT CHARGES	10.02.2023	43	175.51	175.51	M
10/23	10/27/2023	8551	CARDMEMBER SERVICE	POLICE DEPT CHARGES	10.02.2023	44	73.44	73.44	M
10/23	10/27/2023	8551	CARDMEMBER SERVICE	LIBRARY CHARGES	10.02.2023	45	285.26	285.26	M
10/23	10/27/2023	8551	CARDMEMBER SERVICE	SEWER DEPT CHARGES	10.02.2023	46	595.00	595.00	M
10/23	10/27/2023	8551	CARDMEMBER SERVICE	WATER DEPT CHARGES	10.02.2023	47	2,199.10	2,199.10	M
10/23	10/27/2023	8551	CARDMEMBER SERVICE	SEWER DEPT CHARGES	10.02.2023	48	17.49	17.49	M
10/23	10/27/2023	8551	CARDMEMBER SERVICE	SEWER DEPT CHARGES	10.02.2023	49	2,199.10	2,199.10	M
10/23	10/27/2023	8551	CARDMEMBER SERVICE	ADMINISTRATION CHAR	10.02.2023	50	219.92	219.92	M
10/23	10/27/2023	8551	CARDMEMBER SERVICE	MUSEUM CHARGES	10.02.2023	51	419.89	419.89	M
Total 8551:								17,424.11	



GL Period	Check Issue Date	Check Number	Payee	Description	Invoice Number	Invoice Seq	Invoice Amount	Check Amount	
<b>8552</b>									
10/23	10/31/2023	8552	WI DEPT OF REVENUE	TID #9 CREATION FEE	TID 9	1	1,000.00	1,000.00	M
Total 8552:								1,000.00	
<b>8553</b>									
11/23	11/03/2023	8553	INTERNAL REVENUE SE	FEDERAL INCOME TAX F	PR1028231	1	13,378.84	13,378.84	M
11/23	11/03/2023	8553	INTERNAL REVENUE SE	FEDERAL INCOME TAX S	PR1028231	2	11,500.68	11,500.68	M
11/23	11/03/2023	8553	INTERNAL REVENUE SE	FEDERAL INCOME TAX S	PR1028231	3	11,500.68	11,500.68	M
11/23	11/03/2023	8553	INTERNAL REVENUE SE	FEDERAL INCOME TAX	PR1028231	4	2,689.69	2,689.69	M
11/23	11/03/2023	8553	INTERNAL REVENUE SE	FEDERAL INCOME TAX	PR1028231	5	2,689.69	2,689.69	M
Total 8553:								41,759.58	
<b>8554</b>									
11/23	11/03/2023	8554	WI DEFERRED COMP BO	DEFERRED COMPENSAT	PR1028231	1	1,885.11	1,885.11	M
11/23	11/03/2023	8554	WI DEFERRED COMP BO	DEFERRED COMPENSAT	PR1028231	2	2,545.51	2,545.51	M
Total 8554:								4,430.62	
<b>8555</b>									
11/23	11/03/2023	8555	WI DEPT OF REVENUE	STATE INCOME TAX STA	PR1028231	1	6,949.47	6,949.47	M
Total 8555:								6,949.47	
<b>8556</b>									
11/23	11/08/2023	8556	WI DEPT OF REVENUE	SALES TAX-AIRPORT	OCT 2023	1	30.80	30.80	M
11/23	11/08/2023	8556	WI DEPT OF REVENUE	SALES TAX-POLICE DEP	OCT 2023	2	9.48	9.48	M
11/23	11/08/2023	8556	WI DEPT OF REVENUE	SALES TAX-LIBRARY	OCT 2023	3	18.88	18.88	M
11/23	11/08/2023	8556	WI DEPT OF REVENUE	SALES TAX-PARK CAMPI	OCT 2023	4	124.47	124.47	M
11/23	11/08/2023	8556	WI DEPT OF REVENUE	SALES TAX-MUSEUM	OCT 2023	5	71.43	71.43	M
11/23	11/08/2023	8556	WI DEPT OF REVENUE	SALES TAX-POOL	OCT 2023	6	38.36	38.36	M
11/23	11/08/2023	8556	WI DEPT OF REVENUE	SALES TAX-RECREATION	OCT 2023	7	24.24	24.24	M
11/23	11/08/2023	8556	WI DEPT OF REVENUE	SALES TAX-SHELTER RE	OCT 2023	8	7.62	7.62	M
11/23	11/08/2023	8556	WI DEPT OF REVENUE	SALES TAX-STREET DEP	OCT 2023	9	.97	.97	M
11/23	11/08/2023	8556	WI DEPT OF REVENUE	SALES TAX-BROSKE CTR	OCT 2023	10	55.89	55.89	M
Total 8556:								382.14	
<b>8557</b>									
11/23	11/08/2023	8557	ENTERPRISE FLEET MA	ENTERPRISE FLEET LEA	FBN4893786	1	3,785.18	3,785.18	M
11/23	11/08/2023	8557	ENTERPRISE FLEET MA	ENTERPRISE FLEET LEA	FBN4893786	2	2,081.62	2,081.62	M
11/23	11/08/2023	8557	ENTERPRISE FLEET MA	ENTERPRISE FLEET LEA	FBN4893786	3	238.65	238.65	M
11/23	11/08/2023	8557	ENTERPRISE FLEET MA	ENTERPRISE FLEET LEA	FBN4893786	4	238.65	238.65	M
11/23	11/08/2023	8557	ENTERPRISE FLEET MA	ENTERPRISE FLEET LEA	FBN4893786	5	307.12	307.12	M
11/23	11/08/2023	8557	ENTERPRISE FLEET MA	ENTERPRISE FLEET LEA	FBN4893786	6	307.12	307.12	M
11/23	11/08/2023	8557	ENTERPRISE FLEET MA	ENTERPRISE FLEET LEA	FBN4893786	7	382.95	382.95	M
11/23	11/08/2023	8557	ENTERPRISE FLEET MA	ENTERPRISE FLEET LEA	FBN4893786	8	382.96	382.96	M
11/23	11/08/2023	8557	ENTERPRISE FLEET MA	ENTERPRISE FLEET LEA	FBN4893786	9	497.19	497.19	M
11/23	11/08/2023	8557	ENTERPRISE FLEET MA	ENTERPRISE FLEET LEA	FBN4893786	10	742.54	742.54	M
11/23	11/08/2023	8557	ENTERPRISE FLEET MA	ENTERPRISE FLEET LEA	FBN4893786	11	710.20	710.20	M
Total 8557:								9,674.18	
<b>8558</b>									
11/23	11/08/2023	8558	ACCESS SYSTEMS	MUSEUM PRINTER/SCAN	INV1464865	1	93.72	93.72	

GL Period	Check Issue Date	Check Number	Payee	Description	Invoice Number	Invoice Seq	Invoice Amount	Check Amount
11/23	11/08/2023	8558	ACCESS SYSTEMS	COPIES - PD	INV1464866	1	106.79	106.79
Total 8558:								200.51
<b>8559</b>								
11/23	11/08/2023	8559	ALLEGIANT OIL LLC	DIESEL FUEL - UWP	093582	1	440.44	440.44
11/23	11/08/2023	8559	ALLEGIANT OIL LLC	GASOLINE - UWP	093583	1	1,490.50	1,490.50
11/23	11/08/2023	8559	ALLEGIANT OIL LLC	DIESEL FUEL	093584	1	939.00	939.00
11/23	11/08/2023	8559	ALLEGIANT OIL LLC	GASOLINE	093585	1	1,916.54	1,916.54
11/23	11/08/2023	8559	ALLEGIANT OIL LLC	DIESEL FUEL - UWP	094390	1	1,435.90	1,435.90
11/23	11/08/2023	8559	ALLEGIANT OIL LLC	DIESEL FUEL - UWP	094391	1	1,294.58	1,294.58
11/23	11/08/2023	8559	ALLEGIANT OIL LLC	GASOLINE - UWP	094392	1	1,202.26	1,202.26
11/23	11/08/2023	8559	ALLEGIANT OIL LLC	DIESEL FUEL - UWP	094630	1	1,605.20	1,605.20
Total 8559:								10,324.42
<b>8560</b>								
11/23	11/08/2023	8560	BADGER WELDING SUPP	REFILL OXYGEN - PD	3793131	1	36.33	36.33
Total 8560:								36.33
<b>8561</b>								
11/23	11/08/2023	8561	BEC ENTERPRISES LLC	JETTER	2104666	1	67.31-	67.31-
11/23	11/08/2023	8561	BEC ENTERPRISES LLC	JETTER	INV22799	1	227.88	227.88
Total 8561:								160.57
<b>8562</b>								
11/23	11/08/2023	8562	CAPITAL SANITARY SUP	TOILET PAPER	D140233	1	164.19	164.19
11/23	11/08/2023	8562	CAPITAL SANITARY SUP	CUSTODIAL SUPPLIES	D141021	1	73.50	73.50
11/23	11/08/2023	8562	CAPITAL SANITARY SUP	SUPPLIES-CITY HALL	D141696	1	70.94	70.94
11/23	11/08/2023	8562	CAPITAL SANITARY SUP	SUPPLIES-BROSKE CEN	D141697	1	180.40	180.40
11/23	11/08/2023	8562	CAPITAL SANITARY SUP	BUILDINGS AND GROUN	D141792	1	40.85	40.85
11/23	11/08/2023	8562	CAPITAL SANITARY SUP	CUSTODIAL SUPPLIES	D141967	1	54.24	54.24
11/23	11/08/2023	8562	CAPITAL SANITARY SUP	BUILDINGS AND GROUN	D142100	1	332.14	332.14
11/23	11/08/2023	8562	CAPITAL SANITARY SUP	JANITORAL SUPPLIES	D142340	1	58.75	58.75
Total 8562:								975.01
<b>8563</b>								
11/23	11/08/2023	8563	CDW GOVERNMENT INC	DATA PROCESSING	MK38279	1	144.80	144.80
11/23	11/08/2023	8563	CDW GOVERNMENT INC	DATA PROCESSING	MK48229	1	339.77	339.77
11/23	11/08/2023	8563	CDW GOVERNMENT INC	DATA PROCESSING	MN38292	1	1,857.00	1,857.00
11/23	11/08/2023	8563	CDW GOVERNMENT INC	DATA PROCESSING	MN65036	1	3,338.98	3,338.98
11/23	11/08/2023	8563	CDW GOVERNMENT INC	DATA PROCESSING	MN67513	1	74.75	74.75
11/23	11/08/2023	8563	CDW GOVERNMENT INC	DATA PROCESSING	MN84086	1	445.63	445.63
11/23	11/08/2023	8563	CDW GOVERNMENT INC	DATA PROCESSING	MR17952	1	9.56	9.56
11/23	11/08/2023	8563	CDW GOVERNMENT INC	DATA PROCESSING	MR80509	1	141.36	141.36
11/23	11/08/2023	8563	CDW GOVERNMENT INC	DATA PROCESSING	MT70594	1	1,070.34	1,070.34
Total 8563:								7,422.19
<b>8564</b>								
11/23	11/08/2023	8564	CENGAGE LEARNING IN	ADULT FICTION	82864130	1	47.98	47.98

GL Period	Check Issue Date	Check Number	Payee	Description	Invoice Number	Invoice Seq	Invoice Amount	Check Amount
Total 8564:								47.98
<b>8565</b>								
11/23	11/08/2023	8565	CENTRISYS CORPORATI	WWTP SUPPLIES	PSI-32214	1	132.50	132.50
Total 8565:								132.50
<b>8566</b>								
11/23	11/08/2023	8566	CLEAR REFLECTIONS	PROFESSIONAL SERVIC	11.05.2023	1	800.00	800.00
Total 8566:								800.00
<b>8567</b>								
11/23	11/08/2023	8567	CRUISIN' KIDS LLC	BRIAN OKEY	1494	1	49.95	49.95
Total 8567:								49.95
<b>8568</b>								
11/23	11/08/2023	8568	CUSHMAN, CHERYL	OPERATOR TRAINING	10.26.2023	1	150.41	150.41
Total 8568:								150.41
<b>8569</b>								
11/23	11/08/2023	8569	DAVY LABORATORIES	WATER TESTS	23J0522	1	450.00	450.00
11/23	11/08/2023	8569	DAVY LABORATORIES	WATER TESTS	23K0075	1	180.00	180.00
Total 8569:								630.00
<b>8570</b>								
11/23	11/08/2023	8570	DELTA 3 ENGINEERING I	CITY HALL PHASE 3	20833	1	603.75	603.75
11/23	11/08/2023	8570	DELTA 3 ENGINEERING I	ENGINEERING - UWP SE	20857	1	2,021.00	2,021.00
11/23	11/08/2023	8570	DELTA 3 ENGINEERING I	PICKLEBALL	20902	1	547.50	547.50
11/23	11/08/2023	8570	DELTA 3 ENGINEERING I	WEST MAIN ST CULVERT	20903	1	500.50	500.50
11/23	11/08/2023	8570	DELTA 3 ENGINEERING I	WEST MAIN ST CULVERT	20903	2	500.50	500.50
11/23	11/08/2023	8570	DELTA 3 ENGINEERING I	MCGREGOR PLAZA SEW	20904	1	1,123.50	1,123.50
11/23	11/08/2023	8570	DELTA 3 ENGINEERING I	BUS 151 HSIP - RUNDE D	20905	1	1,941.00	1,941.00
11/23	11/08/2023	8570	DELTA 3 ENGINEERING I	CEDAR STREET - SANITA	20906	1	247.88	247.88
11/23	11/08/2023	8570	DELTA 3 ENGINEERING I	CEDAR STREET - WATER	20906	2	247.87	247.87
11/23	11/08/2023	8570	DELTA 3 ENGINEERING I	CEDAR STREET - STORM	20906	3	247.87	247.87
11/23	11/08/2023	8570	DELTA 3 ENGINEERING I	CEDAR STREET - STREE	20906	4	247.88	247.88
11/23	11/08/2023	8570	DELTA 3 ENGINEERING I	HICKORY ST - WATER	20907	1	176.38	176.38
11/23	11/08/2023	8570	DELTA 3 ENGINEERING I	HICKORY ST - SANITARY	20907	2	176.37	176.37
11/23	11/08/2023	8570	DELTA 3 ENGINEERING I	HICKORY ST - STORM	20907	3	176.37	176.37
11/23	11/08/2023	8570	DELTA 3 ENGINEERING I	HICKORY ST - STREET	20907	4	176.38	176.38
11/23	11/08/2023	8570	DELTA 3 ENGINEERING I	GRIDLEY AVE - WATER	20907	5	83.00	83.00
11/23	11/08/2023	8570	DELTA 3 ENGINEERING I	GRIDLEY AVE - SANITAR	20907	6	83.00	83.00
11/23	11/08/2023	8570	DELTA 3 ENGINEERING I	GRIDLEY AVE - STORM	20907	7	83.00	83.00
11/23	11/08/2023	8570	DELTA 3 ENGINEERING I	GRIDLEY AVE - STREET	20907	8	83.00	83.00
11/23	11/08/2023	8570	DELTA 3 ENGINEERING I	JEFFERSON ST RECONS	20908	1	9,488.88	9,488.88
11/23	11/08/2023	8570	DELTA 3 ENGINEERING I	JEFFERSON ST RECONS	20908	2	9,488.87	9,488.87
11/23	11/08/2023	8570	DELTA 3 ENGINEERING I	JEFFERSON ST RECONS	20908	3	9,488.87	9,488.87
11/23	11/08/2023	8570	DELTA 3 ENGINEERING I	JEFFERSON ST RECONS	20908	4	9,488.88	9,488.88
11/23	11/08/2023	8570	DELTA 3 ENGINEERING I	SIDEWALK REPAIR	20909	1	747.00	747.00
11/23	11/08/2023	8570	DELTA 3 ENGINEERING I	TID 5 SIDEWALK	20910	1	2,704.50	2,704.50
11/23	11/08/2023	8570	DELTA 3 ENGINEERING I	ALLEY RECONSTRUCTIO	20911	1	730.50	730.50

GL Period	Check Issue Date	Check Number	Payee	Description	Invoice Number	Invoice Seq	Invoice Amount	Check Amount
11/23	11/08/2023	8570	DELTA 3 ENGINEERING I	TID 9	20912	1	907.00	907.00
Total 8570:								52,311.25
<b>8571</b>								
11/23	11/08/2023	8571	DEMCO INC	OFFICE SUPPLIES	7386518	1	391.47	391.47
11/23	11/08/2023	8571	DEMCO INC	OFFICE SUPPLIES	7388811	1	223.90	223.90
Total 8571:								615.37
<b>8572</b>								
11/23	11/08/2023	8572	ENERGENECS INC	WWTP	0046440-A	1	3,939.23	3,939.23
11/23	11/08/2023	8572	ENERGENECS INC	WWTP	0046440-B	1	1,905.00	1,905.00
Total 8572:								5,844.23
<b>8573</b>								
11/23	11/08/2023	8573	FAHERTY INC	RECYCLING CHARGES	375306	1	13,100.76	13,100.76
11/23	11/08/2023	8573	FAHERTY INC	GARBAGE SERVICE	375306	2	17,802.90	17,802.90
11/23	11/08/2023	8573	FAHERTY INC	DISPOSAL - BROSKE	375306	3	161.00	161.00
11/23	11/08/2023	8573	FAHERTY INC	DISPOSAL-PARKS	375306	4	99.20	99.20
11/23	11/08/2023	8573	FAHERTY INC	DISPOSAL-STREET DEPT	375306	5	4.00	4.00
11/23	11/08/2023	8573	FAHERTY INC	DISPOSAL-MUSEUM	375306	6	69.00	69.00
11/23	11/08/2023	8573	FAHERTY INC	UWP GARBAGE & RECY	375307	1	11,783.94	11,783.94
Total 8573:								43,020.80
<b>8574</b>								
11/23	11/08/2023	8574	FASTENAL COMPANY	SHOP SUPPLIES	WIPIA12325	1	212.31	212.31
Total 8574:								212.31
<b>8575</b>								
11/23	11/08/2023	8575	GALLS LLC	UNIFORM ALLOWANCE	026030930	1	77.15	77.15
11/23	11/08/2023	8575	GALLS LLC	UNIFORM ALLOWANCE	026049788	1	157.01	157.01
11/23	11/08/2023	8575	GALLS LLC	UNIFORM ALLOWANCE	026133346	1	67.67	67.67
Total 8575:								301.83
<b>8576</b>								
11/23	11/08/2023	8576	GORDON FLESCHE COMP	OFFICE EQUIPMENT/MAI	IN14413043	1	45.84	45.84
Total 8576:								45.84
<b>8577</b>								
11/23	11/08/2023	8577	GRANEY ELECTRIC LLC	SHOP HVAC	23158	1	755.77	755.77
Total 8577:								755.77
<b>8578</b>								
11/23	11/08/2023	8578	HAWKINS INC	CHEMICALS-WATER DEP	6612368	1	825.00	825.00
11/23	11/08/2023	8578	HAWKINS INC	CHEMICALS-WATER DEP	6612368	2	354.68	354.68
11/23	11/08/2023	8578	HAWKINS INC	CHEMICALS-WATER DEP	6612368	3	2,303.40	2,303.40
11/23	11/08/2023	8578	HAWKINS INC	CHEMICALS-WATER DEP	6612368	4	632.51	632.51
11/23	11/08/2023	8578	HAWKINS INC	CHLORINE BARRELS	6612368	5	8.00	8.00
11/23	11/08/2023	8578	HAWKINS INC	PHOSPHORUS REMOVAL	6613344	1	3,888.00	3,888.00

GL Period	Check Issue Date	Check Number	Payee	Description	Invoice Number	Invoice Seq	Invoice Amount	Check Amount
Total 8578:								8,011.59
<b>8579</b>								
11/23	11/08/2023	8579	ISABELL, ERIN	TRAVEL AND CONFEREN	10.30.2023	1	72.05	72.05
Total 8579:								72.05
<b>8580</b>								
11/23	11/08/2023	8580	J & N STONE LLC	BASE ROCK/GRAVEL	19220	1	1,958.85	1,958.85
Total 8580:								1,958.85
<b>8581</b>								
11/23	11/08/2023	8581	J SQUARED CONSTRUC	PLATTEVILLE INCLUSIVE	3-22B #6	1	8,067.60	8,067.60
Total 8581:								8,067.60
<b>8582</b>								
11/23	11/08/2023	8582	KRAEMERS WATER STO	WATER-WWTP	8706 10.31.2	1	62.05	62.05
Total 8582:								62.05
<b>8583</b>								
11/23	11/08/2023	8583	LIPSKA, BRANDON	BOOTS-LIPSKA, BRANDO	11.01.2023	1	210.93	210.93
Total 8583:								210.93
<b>8584</b>								
11/23	11/08/2023	8584	MAGPUL INDUSTRIES C	MUNITIONS	ARI1901061	1	224.76	224.76
Total 8584:								224.76
<b>8585</b>								
11/23	11/08/2023	8585	MCGRAW PEST CONTRO	PEST CONTROL-POLICE	19513	1	39.00	39.00
Total 8585:								39.00
<b>8586</b>								
11/23	11/08/2023	8586	MILESTONE MATERIALS	WATER MAIN BREAKS	3500385517	1	360.39	360.39
11/23	11/08/2023	8586	MILESTONE MATERIALS	MADISON&HATHAWAY S	3500385718	1	270.34	270.34
Total 8586:								630.73
<b>8587</b>								
11/23	11/08/2023	8587	MONROE TRUCK EQUIP	MONROE PLOW TRUCK	5489876	1	607.31	607.31
Total 8587:								607.31
<b>8588</b>								
11/23	11/08/2023	8588	NAPA AUTO PARTS-PLAT	CAT 926M	906239	1	7.38	7.38
11/23	11/08/2023	8588	NAPA AUTO PARTS-PLAT	BATTERY	906261	1	361.98	361.98
11/23	11/08/2023	8588	NAPA AUTO PARTS-PLAT	CAT 926M	906516	1	159.87	159.87
11/23	11/08/2023	8588	NAPA AUTO PARTS-PLAT	LOADER GRAPPLE	906553	1	16.98	16.98

GL Period	Check Issue Date	Check Number	Payee	Description	Invoice Number	Invoice Seq	Invoice Amount	Check Amount
Total 8588:								546.21
<b>8589</b>								
11/23	11/08/2023	8589	NCL OF WISCONSIN INC	LAB SUPPLIES	494893	1	114.74	114.74
11/23	11/08/2023	8589	NCL OF WISCONSIN INC	WATER LAB SUPPLIES	494973	1	431.64	431.64
11/23	11/08/2023	8589	NCL OF WISCONSIN INC	WWTP LAB	494974	1	73.74	73.74
Total 8589:								620.12
<b>8590</b>								
11/23	11/08/2023	8590	NEW HORIZONS SUPPLY	WWTP CHARGES	385418	1	350.28	350.28
11/23	11/08/2023	8590	NEW HORIZONS SUPPLY	WWTP CHARGES	402982	1	150.28	150.28
Total 8590:								500.56
<b>8591</b>								
11/23	11/08/2023	8591	OREILLY AUTO PARTS	WWTP	2324-175163	1	6.99	6.99
11/23	11/08/2023	8591	OREILLY AUTO PARTS	WWTP	2324-180672	1	66.87	66.87
Total 8591:								73.86
<b>8592</b>								
11/23	11/08/2023	8592	OVERBEY, BRENDAN	MEALS AT TRAINING	10.06.2023	1	64.90	64.90
Total 8592:								64.90
<b>8593</b>								
11/23	11/08/2023	8593	OYEN PLUMBING & HEAT	SHOP HVAC	5748	1	360.00	360.00
11/23	11/08/2023	8593	OYEN PLUMBING & HEAT	PROFESSIONAL SERVIC	5749	1	90.00	90.00
Total 8593:								450.00
<b>8594</b>								
11/23	11/08/2023	8594	PARTS AUTHORITY	SHOP	431-121877	1	4.28-	4.28-
11/23	11/08/2023	8594	PARTS AUTHORITY	CAT 926M	431-480863	1	4.28	4.28
11/23	11/08/2023	8594	PARTS AUTHORITY	VEHICLE MAINTENANCE	431-480866	1	76.44	76.44
11/23	11/08/2023	8594	PARTS AUTHORITY	VEHICLE MAINTENANCE	431--480866	1	76.44	76.44
11/23	11/08/2023	8594	PARTS AUTHORITY	VEHICLE MAINTENANCE	431-480882	1	39.29	39.29
11/23	11/08/2023	8594	PARTS AUTHORITY	SHOP	431-486213	1	35.33	35.33
11/23	11/08/2023	8594	PARTS AUTHORITY	SHOP SUPPLIES	445-220647	1	39.95	39.95
11/23	11/08/2023	8594	PARTS AUTHORITY	OIL FILTER	445-220648	1	7.02	7.02
Total 8594:								274.47
<b>8595</b>								
11/23	11/08/2023	8595	PICKEL, CASEY	TRAINING REIMBURSEM	10.20.2023	1	46.20	46.20
Total 8595:								46.20
<b>8596</b>								
11/23	11/08/2023	8596	PIONEER FORD SALES L	VEHICLE REPAIR	303417	1	100.00	100.00
11/23	11/08/2023	8596	PIONEER FORD SALES L	VEHICLE REPAIR	303465	1	173.49	173.49
11/23	11/08/2023	8596	PIONEER FORD SALES L	VEHICLE REPAIR	303628	1	186.30	186.30
11/23	11/08/2023	8596	PIONEER FORD SALES L	VEHICLE REPAIR	303654	1	100.00	100.00

GL Period	Check Issue Date	Check Number	Payee	Description	Invoice Number	Invoice Seq	Invoice Amount	Check Amount
Total 8596:								559.79
<b>8597</b>								
11/23	11/08/2023	8597	PLATTEVILLE HOTEL PA	LIBRARY UTILITIES AND	11.01.2023	1	329.00	329.00
Total 8597:								329.00
<b>8598</b>								
11/23	11/08/2023	8598	POSTAL SOURCE INC	ANNUAL MAINT FOLDER	61343	1	772.50	772.50
11/23	11/08/2023	8598	POSTAL SOURCE INC	ANNUAL MAINT FOLDER	61343	2	772.50	772.50
Total 8598:								1,545.00
<b>8599</b>								
11/23	11/08/2023	8599	RICOH USA INC	COPIES-COUNCIL	5068030642	1	207.45	207.45
11/23	11/08/2023	8599	RICOH USA INC	COPIES-CITY CLERK	5068030642	2	207.45	207.45
Total 8599:								414.90
<b>8600</b>								
11/23	11/08/2023	8600	RUNNING INC	MONTHLY SHARED RIDE	28631	1	40,916.30	40,916.30
11/23	11/08/2023	8600	RUNNING INC	TAXI FARES	28631	2	16,328.50-	16,328.50-
Total 8600:								24,587.80
<b>8601</b>								
11/23	11/08/2023	8601	RURAL EXCAVATING LLC	ROLLER RENTAL	17087	1	470.00	470.00
Total 8601:								470.00
<b>8602</b>								
11/23	11/08/2023	8602	RYDIN	PARKING PERMITS	PS-INV11351	1	890.00	890.00
Total 8602:								890.00
<b>8603</b>								
11/23	11/08/2023	8603	SCHMITZ JANITORIAL SU	SHOP SUPPLIES	13282	1	540.80	540.80
Total 8603:								540.80
<b>8604</b>								
11/23	11/08/2023	8604	SENG, NICHOLAS	NICK PANTS	10.31.2023	1	107.96	107.96
Total 8604:								107.96
<b>8605</b>								
11/23	11/08/2023	8605	SHERWIN INDUSTRIES I	ASPHALT RUBBER-STRE	SS100332	1	1,831.36	1,831.36
Total 8605:								1,831.36
<b>8606</b>								
11/23	11/08/2023	8606	SOUTHWEST OPPORTU	JANITORIAL SERVICES-P	26275	1	1,864.00	1,864.00
11/23	11/08/2023	8606	SOUTHWEST OPPORTU	ADULT PROGRAMMING	26303	1	30.00	30.00

GL Period	Check Issue Date	Check Number	Payee	Description	Invoice Number	Invoice Seq	Invoice Amount	Check Amount
Total 8606:								1,894.00
<b>8607</b>								
11/23	11/08/2023	8607	TC NETWORKS	CAMERA PROJECT 80/81/	22239	1	2,041.08	2,041.08
11/23	11/08/2023	8607	TC NETWORKS	CAMERA PROJECT COM	22241	1	302.45	302.45
11/23	11/08/2023	8607	TC NETWORKS	CAMERA PROJECT WATE	22242	1	302.45	302.45
11/23	11/08/2023	8607	TC NETWORKS	CAMERA PROJECT 80/81/	22243	1	302.45	302.45
Total 8607:								2,948.43
<b>8608</b>								
11/23	11/08/2023	8608	TEAM LABORATORY CHE	SHOP	INV0038287	1	173.50	173.50
Total 8608:								173.50
<b>8609</b>								
11/23	11/08/2023	8609	TRICOM INC/RADIO SHA	FD - RADIO MAINTENAN	10438921	1	8.38	8.38
Total 8609:								8.38
<b>8610</b>								
11/23	11/08/2023	8610	TRICOR INC	REMOVE VEHICLE INSU	49110	1	285.00-	285.00-
11/23	11/08/2023	8610	TRICOR INC	REMOVE 2001 FRTLN-W	49315	1	104.00-	104.00-
11/23	11/08/2023	8610	TRICOR INC	REMOVE 2001 FRTLN-W	49315	2	104.00-	104.00-
11/23	11/08/2023	8610	TRICOR INC	AMEND SCHEDULED EQ	49338	1	538.00	538.00
11/23	11/08/2023	8610	TRICOR INC	AMEND FINE ART - LIBRA	49338	2	146.00	146.00
Total 8610:								191.00
<b>8611</b>								
11/23	11/08/2023	8611	TRI-STATE PORTA POTTY	PORTAPOTS	19565	1	690.00	690.00
Total 8611:								690.00
<b>8612</b>								
11/23	11/08/2023	8612	VANDER VELDEN, ANTH	UNIFORM ALLOWANCE	10.19.2023	1	47.76	47.76
Total 8612:								47.76
<b>8613</b>								
11/23	11/08/2023	8613	WOOD LAW FIRM LLC	LEGAL FEES-POLICE DE	4851	1	1,448.59	1,448.59
Total 8613:								1,448.59
<b>76343</b>								
10/23	10/20/2023	76343	COLLECTION SERVICES	CHILD SUPPORT CHILD	PR1014231	1	214.76	214.76
Total 76343:								214.76
<b>76344</b>								
10/23	10/20/2023	76344	MISSIONSQUARE	ICMA DEFERRED COMP	PR1014231	1	25.00	25.00
Total 76344:								25.00



GL Period	Check Issue Date	Check Number	Payee	Description	Invoice Number	Invoice Seq	Invoice Amount	Check Amount
<b>76345</b>								
10/23	10/27/2023	76345	ALLIANT ENERGY/WP&L	ELECTRIC/HEATING-STR	10.27.2023	1	40.98	40.98
Total 76345:								40.98
<b>76346</b>								
10/23	10/27/2023	76346	BOND TRUST SERVICES	09.01.23 2017A PAYING A	82189	1	100.00	100.00
Total 76346:								100.00
<b>76347</b>								
10/23	10/27/2023	76347	CARLSON DETTMANN C	2023 COMPENSATION PL	324755	1	1,100.00	1,100.00
10/23	10/27/2023	76347	CARLSON DETTMANN C	2023 COMPENSATION PL	324755	2	1,100.00	1,100.00
10/23	10/27/2023	76347	CARLSON DETTMANN C	2023 COMPENSATION PL	324756	1	5,541.00	5,541.00
10/23	10/27/2023	76347	CARLSON DETTMANN C	PROFESSIONAL SERVIC	327759	1	1,375.00	1,375.00
Total 76347:								9,116.00
<b>76348</b>								
10/23	10/27/2023	76348	DELTA DENTAL OF WISC	DENTAL INSURANCE-CIT	2037155	1	133.45	133.45
10/23	10/27/2023	76348	DELTA DENTAL OF WISC	DENTAL INSURANCE-CO	2037155	2	124.41	124.41
10/23	10/27/2023	76348	DELTA DENTAL OF WISC	DENTAL INSURANCE-CIT	2037155	3	176.55	176.55
10/23	10/27/2023	76348	DELTA DENTAL OF WISC	DENTAL INSURANCE-AD	2037155	4	194.96	194.96
10/23	10/27/2023	76348	DELTA DENTAL OF WISC	DENTAL INSURANCE-FIN	2037155	5	222.72	222.72
10/23	10/27/2023	76348	DELTA DENTAL OF WISC	DENTAL INSURANCE-PO	2037155	6	2,533.88	2,533.88
10/23	10/27/2023	76348	DELTA DENTAL OF WISC	DENTAL INSURANCE-FIR	2037155	7	193.93	193.93
10/23	10/27/2023	76348	DELTA DENTAL OF WISC	DENTAL INSURANCE-BL	2037155	8	69.52	69.52
10/23	10/27/2023	76348	DELTA DENTAL OF WISC	DENTAL INSURANCE-EN	2037155	9	57.51	57.51
10/23	10/27/2023	76348	DELTA DENTAL OF WISC	DENTAL INSURANCE-ST	2037155	10	538.62	538.62
10/23	10/27/2023	76348	DELTA DENTAL OF WISC	DENTAL INSURANCE-STA	2037155	11	12.44	12.44
10/23	10/27/2023	76348	DELTA DENTAL OF WISC	DENTAL INSURANCE-ST	2037155	12	40.98	40.98
10/23	10/27/2023	76348	DELTA DENTAL OF WISC	DENTAL INSURANCE-RE	2037155	13	192.84	192.84
10/23	10/27/2023	76348	DELTA DENTAL OF WISC	DENTAL INSURANCE-CE	2037155	14	67.20	67.20
10/23	10/27/2023	76348	DELTA DENTAL OF WISC	DENTAL INSURANCE-LIB	2037155	15	375.23	375.23
10/23	10/27/2023	76348	DELTA DENTAL OF WISC	DENTAL INSURANCE-MU	2037155	16	69.52	69.52
10/23	10/27/2023	76348	DELTA DENTAL OF WISC	DENTAL INSURANCE-PA	2037155	17	138.11	138.11
10/23	10/27/2023	76348	DELTA DENTAL OF WISC	DENTAL INSURANCE-RE	2037155	18	139.04	139.04
10/23	10/27/2023	76348	DELTA DENTAL OF WISC	DENTAL INSURANCE-PO	2037155	19	3.61	3.61
10/23	10/27/2023	76348	DELTA DENTAL OF WISC	DENTAL INSURANCE-CO	2037155	20	124.41	124.41
10/23	10/27/2023	76348	DELTA DENTAL OF WISC	DENTAL INSURANCE-WA	2037155	21	493.52	493.52
10/23	10/27/2023	76348	DELTA DENTAL OF WISC	DENTAL INSURANCE-SE	2037155	22	852.11	852.11
10/23	10/27/2023	76348	DELTA DENTAL OF WISC	DENTAL INSURANCE-EM	2037155	23	945.34	945.34
10/23	10/27/2023	76348	DELTA DENTAL OF WISC	VISION INSURANCE PRE	2037155	24	494.57	494.57
Total 76348:								8,194.47
<b>76349</b>								
10/23	10/27/2023	76349	EHLERS	2023 CONTINUING DISCL	95432	1	2,125.00	2,125.00
10/23	10/27/2023	76349	EHLERS	2023 CONTINUING DISCL	95432	2	1,062.50	1,062.50
10/23	10/27/2023	76349	EHLERS	2023 CONTINUING DISCL	95432	3	1,062.50	1,062.50
Total 76349:								4,250.00
<b>76350</b>								
10/23	10/27/2023	76350	MADISON NATIONAL LIF	DISABILITY INSURANCE-	019686 NOV	1	79.13	79.13
10/23	10/27/2023	76350	MADISON NATIONAL LIF	DISABILITY INSURANCE-	019686 NOV	2	35.93	35.93

GL Period	Check Issue Date	Check Number	Payee	Description	Invoice Number	Invoice Seq	Invoice Amount	Check Amount
10/23	10/27/2023	76350	MADISON NATIONAL LIF	DISABILITY INSURANCE-	019686 NOV	3	70.72	70.72
10/23	10/27/2023	76350	MADISON NATIONAL LIF	DISABILITY INSURANCE-	019686 NOV	4	68.96	68.96
10/23	10/27/2023	76350	MADISON NATIONAL LIF	DISABILITY INSURANCE-	019686 NOV	5	84.96	84.96
10/23	10/27/2023	76350	MADISON NATIONAL LIF	DISABILITY INSURANCE-	019686 NOV	6	36.91	36.91
10/23	10/27/2023	76350	MADISON NATIONAL LIF	DISABILITY INSURANCE-	019686 NOV	7	1,091.43	1,091.43
10/23	10/27/2023	76350	MADISON NATIONAL LIF	DISABILITY INSURANCE-	019686 NOV	8	85.33	85.33
10/23	10/27/2023	76350	MADISON NATIONAL LIF	DISABILITY INSURANCE-	019686 NOV	9	41.23	41.23
10/23	10/27/2023	76350	MADISON NATIONAL LIF	DISABILITY INSURANCE-	019686 NOV	10	36.97	36.97
10/23	10/27/2023	76350	MADISON NATIONAL LIF	DISABILITY INSURANCE-	019686 NOV	11	201.80	201.80
10/23	10/27/2023	76350	MADISON NATIONAL LIF	DISABILITY INSURANCE-	019686 NOV	12	4.92	4.92
10/23	10/27/2023	76350	MADISON NATIONAL LIF	DISABILITY INSURANCE-	019686 NOV	13	20.16	20.16
10/23	10/27/2023	76350	MADISON NATIONAL LIF	DISABILITY INSURANCE-	019686 NOV	14	52.44	52.44
10/23	10/27/2023	76350	MADISON NATIONAL LIF	DISABILITY INSURANCE-	019686 NOV	15	42.59	42.59
10/23	10/27/2023	76350	MADISON NATIONAL LIF	DISABILITY INSURANCE-	019686 NOV	16	200.16	200.16
10/23	10/27/2023	76350	MADISON NATIONAL LIF	DISABILITY INSURANCE-	019686 NOV	17	41.18	41.18
10/23	10/27/2023	76350	MADISON NATIONAL LIF	DISABILITY INSURANCE-	019686 NOV	18	89.33	89.33
10/23	10/27/2023	76350	MADISON NATIONAL LIF	DISABILITY INSURANCE-	019686 NOV	19	69.91	69.91
10/23	10/27/2023	76350	MADISON NATIONAL LIF	DISABILITY INSURANCE-	019686 NOV	20	3.91	3.91
10/23	10/27/2023	76350	MADISON NATIONAL LIF	DISABILITY INSURANCE-	019686 NOV	21	58.05	58.05
10/23	10/27/2023	76350	MADISON NATIONAL LIF	DISABILITY INSURANCE-	019686 NOV	22	267.03	267.03
10/23	10/27/2023	76350	MADISON NATIONAL LIF	DISABILITY INSURANCE-	019686 NOV	23	331.78	331.78

Total 76350:

3,014.83

**76351**

10/23	10/27/2023	76351	QUARTZ HEALTH BENEFI	HEALTH INSURANCE-CIT	9001069088	1	2,178.33	2,178.33
10/23	10/27/2023	76351	QUARTZ HEALTH BENEFI	HEALTH INSURANCE-CO	9001069088	2	1,943.75	1,943.75
10/23	10/27/2023	76351	QUARTZ HEALTH BENEFI	HEALTH INSURANCE-CIT	9001069088	3	3,024.54	3,024.54
10/23	10/27/2023	76351	QUARTZ HEALTH BENEFI	HEALTH INSURANCE-AD	9001069088	4	3,045.86	3,045.86
10/23	10/27/2023	76351	QUARTZ HEALTH BENEFI	HEALTH INSURANCE-FIN	9001069088	5	3,585.88	3,585.88
10/23	10/27/2023	76351	QUARTZ HEALTH BENEFI	HEALTH INSURANCE-PO	9001069088	6	38,105.55	38,105.55
10/23	10/27/2023	76351	QUARTZ HEALTH BENEFI	HEALTH INSURANCE-FIR	9001069088	7	3,384.80	3,384.80
10/23	10/27/2023	76351	QUARTZ HEALTH BENEFI	HEALTH INSURANCE-BL	9001069088	8	1,441.05	1,441.05
10/23	10/27/2023	76351	QUARTZ HEALTH BENEFI	HEALTH INSURANCE-EN	9001069088	9	1,080.79	1,080.79
10/23	10/27/2023	76351	QUARTZ HEALTH BENEFI	HEALTH INSURANCE-ST	9001069088	10	6,648.96	6,648.96
10/23	10/27/2023	76351	QUARTZ HEALTH BENEFI	HEALTH INSURANCE-ST	9001069088	11	194.38	194.38
10/23	10/27/2023	76351	QUARTZ HEALTH BENEFI	HEALTH INSURANCE-ST	9001069088	12	817.71	817.71
10/23	10/27/2023	76351	QUARTZ HEALTH BENEFI	HEALTH INSURANCE-RE	9001069088	13	3,012.81	3,012.81
10/23	10/27/2023	76351	QUARTZ HEALTH BENEFI	HEALTH INSURANCE-CE	9001069088	14	1,156.19	1,156.19
10/23	10/27/2023	76351	QUARTZ HEALTH BENEFI	HEALTH INSURANCE-LIB	9001069088	15	5,617.95	5,617.95
10/23	10/27/2023	76351	QUARTZ HEALTH BENEFI	HEALTH INSURANCE-MU	9001069088	16	1,943.75	1,943.75
10/23	10/27/2023	76351	QUARTZ HEALTH BENEFI	HEALTH INSURANCE-PA	9001069088	17	3,408.25	3,408.25
10/23	10/27/2023	76351	QUARTZ HEALTH BENEFI	HEALTH INSURANCE-RE	9001069088	18	2,882.10	2,882.10
10/23	10/27/2023	76351	QUARTZ HEALTH BENEFI	HEALTH INSURANCE-PO	9001069088	19	144.11	144.11
10/23	10/27/2023	76351	QUARTZ HEALTH BENEFI	HEALTH INSURANCE-CO	9001069088	20	1,943.75	1,943.75
10/23	10/27/2023	76351	QUARTZ HEALTH BENEFI	HEALTH INSURANCE-WA	9001069088	21	8,422.00	8,422.00
10/23	10/27/2023	76351	QUARTZ HEALTH BENEFI	HEALTH INSURANCE-SE	9001069088	22	13,314.90	13,314.90
10/23	10/27/2023	76351	QUARTZ HEALTH BENEFI	HEALTH INSURANCE-EM	9001069088	23	15,138.06	15,138.06
10/23	10/27/2023	76351	QUARTZ HEALTH BENEFI	MONTHLY HEALTH INSU	9001069088	24	2,284.95	2,284.95

Total 76351:

124,720.42

**76352**

10/23	10/27/2023	76352	RUNDE, BROOKE	WS REFUND 425 BAYLEY	32-0280-04	1	77.74	77.74
-------	------------	-------	---------------	----------------------	------------	---	-------	-------

GL Period	Check Issue Date	Check Number	Payee	Description	Invoice Number	Invoice Seq	Invoice Amount	Check Amount
Total 76352:								77.74
<b>76353</b>								
10/23	10/27/2023	76353	US CELLULAR	CELL PHONE CHARGES-	0609418868	1	251.40	251.40
10/23	10/27/2023	76353	US CELLULAR	CELL PHONE CHARGES-	0609418868	2	250.79	250.79
10/23	10/27/2023	76353	US CELLULAR	CELL PHONE CHARGES-	0609418868	3	134.10	134.10
10/23	10/27/2023	76353	US CELLULAR	CELL PHONE CHARGES-	0609418868	4	35.67	35.67
10/23	10/27/2023	76353	US CELLULAR	CELL PHONE CHARGES-	0609418868	5	64.98	64.98
10/23	10/27/2023	76353	US CELLULAR	CELL PHONE CHGS.-STR	0609418868	6	168.33	168.33
10/23	10/27/2023	76353	US CELLULAR	CELL PHONE CHGS-WAT	0610064632	1	14.76	14.76
10/23	10/27/2023	76353	US CELLULAR	CELL PHONE CHGS-SEW	0610064632	2	14.76	14.76
10/23	10/27/2023	76353	US CELLULAR	CELL PHONE CHGS.-STR	0610064632	3	340.16	340.16
Total 76353:								1,274.95
<b>76354</b>								
10/23	10/31/2023	76354	PLATTEVILLE POSTMAST	POSTAGE TO MAIL BILLS	10/31/2023	1	811.04	811.04
10/23	10/31/2023	76354	PLATTEVILLE POSTMAST	POSTAGE TO MAIL BILLS	10/31/2023	2	811.05	811.05
Total 76354:								1,622.09
<b>76355</b>								
11/23	11/03/2023	76355	COLLECTION SERVICES	CHILD SUPPORT CHILD	PR1028231	1	214.76	214.76
Total 76355:								214.76
<b>76356</b>								
11/23	11/03/2023	76356	MISSIONSQUARE	ICMA DEFERRED COMP	PR1028231	1	25.00	25.00
Total 76356:								25.00
<b>76357</b>								
11/23	11/03/2023	76357	WPPA/LEER	UNION DUES POLICE U	PR1028231	1	559.00	559.00
Total 76357:								559.00
<b>76358</b>								
11/23	11/03/2023	76358	ALLIANT ENERGY/WP&L	ELECTRIC/HEATING-CITY	11/03/2023	1	1,210.18	1,210.18
11/23	11/03/2023	76358	ALLIANT ENERGY/WP&L	ELECTRIC/HEATING-POLI	11/03/2023	2	1,928.18	1,928.18
11/23	11/03/2023	76358	ALLIANT ENERGY/WP&L	ELECTRIC/HEATING-FIRE	11/03/2023	3	546.43	546.43
11/23	11/03/2023	76358	ALLIANT ENERGY/WP&L	ELECTRIC/HEATING-EME	11/03/2023	4	9.61	9.61
11/23	11/03/2023	76358	ALLIANT ENERGY/WP&L	ELECTRIC/HEATING-STR	11/03/2023	5	379.72	379.72
11/23	11/03/2023	76358	ALLIANT ENERGY/WP&L	ELECTRIC/HEATING-STR	11/03/2023	6	375.68	375.68
11/23	11/03/2023	76358	ALLIANT ENERGY/WP&L	ELECTRIC/HEATING-STO	11/03/2023	7	645.99	645.99
11/23	11/03/2023	76358	ALLIANT ENERGY/WP&L	ELECTRIC/HEATING-TRAI	11/03/2023	8	66.40	66.40
11/23	11/03/2023	76358	ALLIANT ENERGY/WP&L	ELECTRIC/HEATING-LIBR	11/03/2023	9	2,968.24	2,968.24
11/23	11/03/2023	76358	ALLIANT ENERGY/WP&L	ELECTRIC/HEATING-MUS	11/03/2023	10	1,372.39	1,372.39
11/23	11/03/2023	76358	ALLIANT ENERGY/WP&L	ELECTRIC/HEATING-PAR	11/03/2023	11	903.92	903.92
11/23	11/03/2023	76358	ALLIANT ENERGY/WP&L	ELECTRIC/HEATING-POO	11/03/2023	12	242.81	242.81
11/23	11/03/2023	76358	ALLIANT ENERGY/WP&L	ELECTRIC/HEATING-EVE	11/03/2023	13	429.52	429.52
11/23	11/03/2023	76358	ALLIANT ENERGY/WP&L	ELECTRIC/HEATING-WEL	11/03/2023	14	44.50	44.50
11/23	11/03/2023	76358	ALLIANT ENERGY/WP&L	ELECTRIC/HEATING-OE	11/03/2023	15	533.98	533.98
11/23	11/03/2023	76358	ALLIANT ENERGY/WP&L	ELECTRIC-WATER	11/03/2023	16	2,252.07	2,252.07
11/23	11/03/2023	76358	ALLIANT ENERGY/WP&L	ELECTRIC-WATER	11/03/2023	17	5,012.82	5,012.82
11/23	11/03/2023	76358	ALLIANT ENERGY/WP&L	GAS/HEATING-WATER	11/03/2023	18	120.81	120.81

GL Period	Check Issue Date	Check Number	Payee	Description	Invoice Number	Invoice Seq	Invoice Amount	Check Amount
11/23	11/03/2023	76358	ALLIANT ENERGY/WP&L	ELECTRIC-SEWER	11/03/2023	19	4,007.47	4,007.47
11/23	11/03/2023	76358	ALLIANT ENERGY/WP&L	GAS/HEATING-SEWER	11/03/2023	20	1,970.00	1,970.00
Total 76358:								25,020.72
<b>76359</b>								
11/23	11/03/2023	76359	GRANT COUNTY CSZD	AIRPORT HOLDING TANK	INSPECTIO	1	25.00	25.00
Total 76359:								25.00
<b>76361</b>								
11/23	11/08/2023	76361	1901 INC.	POLICE HVAC	23-3508	1	3,000.00	3,000.00
11/23	11/08/2023	76361	1901 INC.	POLICE HVAC	23-3508	2	3,007.44	3,007.44
11/23	11/08/2023	76361	1901 INC.	POLICE HVAC	23-3508	3	3,500.00	3,500.00
11/23	11/08/2023	76361	1901 INC.	HVAC REPAIRS CITY HAL	23-3508	4	1,836.29	1,836.29
11/23	11/08/2023	76361	1901 INC.	HVAC REPAIRS BROSKE	23-3508	5	1,450.00	1,450.00
11/23	11/08/2023	76361	1901 INC.	LIBRARY HVAC	23-3508	6	2,973.95	2,973.95
Total 76361:								15,767.68
<b>76362</b>								
11/23	11/08/2023	76362	ADVANCE AUTO PARTS	STREET DEPT CHARGES	2584-431917	1	.30	.30
11/23	11/08/2023	76362	ADVANCE AUTO PARTS	SHOP	2584-463023	1	19.12	19.12
11/23	11/08/2023	76362	ADVANCE AUTO PARTS	SHOP	2584-480125	1	27.60	27.60
11/23	11/08/2023	76362	ADVANCE AUTO PARTS	SHOP SUPPLIES	2584-480530	1	71.34	71.34
11/23	11/08/2023	76362	ADVANCE AUTO PARTS	STREET DEPT CHARGES	443382	1	10.00	10.00
11/23	11/08/2023	76362	ADVANCE AUTO PARTS	CRACK FILL LP	658516	1	40.00	40.00
Total 76362:								168.36
<b>76363</b>								
11/23	11/08/2023	76363	ALLIANT ENERGY/WP&L	ELECTRIC/HEATING-STR	11.08.2023	1	7,049.79	7,049.79
11/23	11/08/2023	76363	ALLIANT ENERGY/WP&L	ELECTRIC/HEATING-STO	11.08.2023	2	60.30	60.30
Total 76363:								7,110.09
<b>76364</b>								
11/23	11/08/2023	76364	ALS AUTO SERVICE	WHEEL ALIGNMENT - PD	8025	1	101.95	101.95
Total 76364:								101.95
<b>76365</b>								
11/23	11/08/2023	76365	AMAZON CAPITAL SERVI	CHILDREN'S PROGRAM	1137-RNM9-	1	22.98	22.98
11/23	11/08/2023	76365	AMAZON CAPITAL SERVI	MUNITIONS	13PH-DR6K-	1	56.62	56.62
11/23	11/08/2023	76365	AMAZON CAPITAL SERVI	GRANT EXPENSES	16LM-JDFY-J	1	37.47	37.47
11/23	11/08/2023	76365	AMAZON CAPITAL SERVI	BUILDINGS AND GROUN	173M-J9YG-	1	57.51	57.51
11/23	11/08/2023	76365	AMAZON CAPITAL SERVI	CHILDREN'S PROGRAM	17VD-FT96-	1	125.66	125.66
11/23	11/08/2023	76365	AMAZON CAPITAL SERVI	SWLS RESOURCE LIBRA	17VD-FT96-	1	17.99-	17.99-
11/23	11/08/2023	76365	AMAZON CAPITAL SERVI	ADULT NON-FICTION	17YQ-C7PJ-	1	174.76	174.76
11/23	11/08/2023	76365	AMAZON CAPITAL SERVI	FINANCE-OFFICE SUPPL	1C1T-D6LK-	1	9.99	9.99
11/23	11/08/2023	76365	AMAZON CAPITAL SERVI	WATER-OFFICE SUPPLIE	1C1T-D6LK-	2	5.00	5.00
11/23	11/08/2023	76365	AMAZON CAPITAL SERVI	SEWER-OFFICE SUPPLIE	1C1T-D6LK-	3	5.00	5.00
11/23	11/08/2023	76365	AMAZON CAPITAL SERVI	BROOM HANDLES	1CHF-C9RT-	1	61.78	61.78
11/23	11/08/2023	76365	AMAZON CAPITAL SERVI	SWLS RESOURCE LIBRA	1D1P-RH7R-	1	98.27	98.27
11/23	11/08/2023	76365	AMAZON CAPITAL SERVI	GRANT EXPENSES	1D1P-RH7R-	1	455.29	455.29
11/23	11/08/2023	76365	AMAZON CAPITAL SERVI	MUSEUM OPERATING SU	1G6X-3177-	1	109.99	109.99

GL Period	Check Issue Date	Check Number	Payee	Description	Invoice Number	Invoice Seq	Invoice Amount	Check Amount
11/23	11/08/2023	76365	AMAZON CAPITAL SERVI	MUSEUM OFFICE SUPPL	1G6X-3177-	2	73.90	73.90
11/23	11/08/2023	76365	AMAZON CAPITAL SERVI	MUSEUM PROGRAM SU	1G6X-3177-	3	69.86	69.86
11/23	11/08/2023	76365	AMAZON CAPITAL SERVI	CHILDREN'S PROGRAM	1PQV-VDH6-	1	15.57	15.57
11/23	11/08/2023	76365	AMAZON CAPITAL SERVI	CHILDREN'S PROGRAM	1VLX-JXYL-4	1	110.76	110.76
11/23	11/08/2023	76365	AMAZON CAPITAL SERVI	SWLS RESOURCE LIBRA	1VX6-PGWD	1	155.31	155.31
11/23	11/08/2023	76365	AMAZON CAPITAL SERVI	ADULT FICTION	1YKY-V61X-	1	20.95	20.95
11/23	11/08/2023	76365	AMAZON CAPITAL SERVI	NEW SHREDDER	1YLD-MWGN	1	1,029.20	1,029.20
11/23	11/08/2023	76365	AMAZON CAPITAL SERVI	MUNITIONS	1YV6-HRDQ-	1	373.74	373.74
Total 76365:								3,051.62
<b>76366</b>								
11/23	11/08/2023	76366	AUKES, ROBERT	WS OVR PYMT 850 LANC	20-0410-13	1	20.59	20.59
Total 76366:								20.59
<b>76367</b>								
11/23	11/08/2023	76367	B L MURRAY CO INC	OPERATING AND CUSTO	22721	1	132.18	132.18
11/23	11/08/2023	76367	B L MURRAY CO INC	OPERATING AND CUSTO	22811	1	116.25	116.25
Total 76367:								248.43
<b>76368</b>								
11/23	11/08/2023	76368	BADGERLAND SPLICING	SMART POLE CONVERSI	409	1	1,470.00	1,470.00
Total 76368:								1,470.00
<b>76369</b>								
11/23	11/08/2023	76369	BAKER & TAYLOR	ADULT FICTION	2037845871	1	47.52	47.52
11/23	11/08/2023	76369	BAKER & TAYLOR	ADULT FICTION	2037845872	1	21.33	21.33
11/23	11/08/2023	76369	BAKER & TAYLOR	ADULT NON-FICTION	2037845873	1	116.12	116.12
11/23	11/08/2023	76369	BAKER & TAYLOR	ADULT FICTION	2037872606	1	12.78	12.78
11/23	11/08/2023	76369	BAKER & TAYLOR	ADULT FICTION	2037872607	1	21.33	21.33
11/23	11/08/2023	76369	BAKER & TAYLOR	CHILDREN'S BOOKS	2037883720	1	8.77	8.77
11/23	11/08/2023	76369	BAKER & TAYLOR	TEEN BOOKS	2037883748	1	7.24	7.24
11/23	11/08/2023	76369	BAKER & TAYLOR	ADULT FICTION	2037886198	1	580.46	580.46
11/23	11/08/2023	76369	BAKER & TAYLOR	ADULT FICTION	2037886199	1	97.47	97.47
Total 76369:								913.02
<b>76370</b>								
11/23	11/08/2023	76370	BLACKSTONE PUBLISHI	ADULT FICTION	2124976	1	34.95	34.95
11/23	11/08/2023	76370	BLACKSTONE PUBLISHI	ADULT FICTION	2125615	1	69.08	69.08
Total 76370:								104.03
<b>76371</b>								
11/23	11/08/2023	76371	CENTURYLINK	ADMIN PHONE CHARGE	11/3/2023	1	266.77	266.77
11/23	11/08/2023	76371	CENTURYLINK	POLICE DEPT CHARGES	11/3/2023	2	639.97	639.97
11/23	11/08/2023	76371	CENTURYLINK	MUSEUM DEPT PHONE C	11/3/2023	3	65.73	65.73
11/23	11/08/2023	76371	CENTURYLINK	LIBRARY PHONE CHARG	11/3/2023	4	34.47	34.47
11/23	11/08/2023	76371	CENTURYLINK	AIRPORT PHONE CHARG	11/3/2023	5	249.32	249.32
11/23	11/08/2023	76371	CENTURYLINK	WATER DEPT PHONE CH	11/3/2023	6	226.61	226.61
11/23	11/08/2023	76371	CENTURYLINK	SEWER DEPT PHONE CH	11/3/2023	7	220.98	220.98
11/23	11/08/2023	76371	CENTURYLINK	PHONE BILLS-SEWER D	437994120 1	1	254.48	254.48

GL Period	Check Issue Date	Check Number	Payee	Description	Invoice Number	Invoice Seq	Invoice Amount	Check Amount
Total 76371:								1,958.33
<b>76372</b>								
11/23	11/08/2023	76372	CENTURYLINK	SEWER LONG DISTANCE	664268313	1	.53	.53
11/23	11/08/2023	76372	CENTURYLINK	SENIOR CENTER LONG	664268313	2	.71	.71
11/23	11/08/2023	76372	CENTURYLINK	POLICE DEPT LONG DIST	664268313	3	34.07	34.07
11/23	11/08/2023	76372	CENTURYLINK	LIBRARY LONG DISTANC	664268313	4	5.09	5.09
11/23	11/08/2023	76372	CENTURYLINK	ENGINEERING LONG DIS	664268313	5	.08	.08
11/23	11/08/2023	76372	CENTURYLINK	CITY CLERK LONG DISTA	664268313	6	11.34	11.34
11/23	11/08/2023	76372	CENTURYLINK	CITY MANAGER LONG DI	664268313	7	11.33	11.33
11/23	11/08/2023	76372	CENTURYLINK	WATER LONG DISTANCE	664268313	8	.52	.52
11/23	11/08/2023	76372	CENTURYLINK	AIRPORT LONG DISTANC	664268313	9	.16	.16
Total 76372:								63.83
<b>76373</b>								
11/23	11/08/2023	76373	COMELEC INTERNET SE	FD TOWER RENT FOR R	116972	1	500.00	500.00
Total 76373:								500.00
<b>76374</b>								
11/23	11/08/2023	76374	COMMAND CENTRAL	VOTING MACHINE MAINT	32077	1	940.00	940.00
11/23	11/08/2023	76374	COMMAND CENTRAL	VOTING MACHINE MAINT	32646	1	1,640.00	1,640.00
Total 76374:								2,580.00
<b>76375</b>								
11/23	11/08/2023	76375	CORE & MAIN LP	METERS	T345685	1	2,785.90	2,785.90
11/23	11/08/2023	76375	CORE & MAIN LP	METERS	T507365	1	1,157.28	1,157.28
11/23	11/08/2023	76375	CORE & MAIN LP	METERS	T640282	1	4,645.79-	4,645.79-
11/23	11/08/2023	76375	CORE & MAIN LP	METERS	T653099	1	4,885.50	4,885.50
11/23	11/08/2023	76375	CORE & MAIN LP	METERS	T653100	1	4,885.85	4,885.85
11/23	11/08/2023	76375	CORE & MAIN LP	WATER METER AND RAD	T654633	1	7,560.00	7,560.00
11/23	11/08/2023	76375	CORE & MAIN LP	6" REPR SLEEVE	T818228	1	177.13	177.13
11/23	11/08/2023	76375	CORE & MAIN LP	8" REPR SLEEVE	T818228	2	212.13	212.13
Total 76375:								17,018.00
<b>76376</b>								
11/23	11/08/2023	76376	DEBS FASHIONS TO FIT	UNIFORM ALLOWANCE	895388	1	15.00	15.00
Total 76376:								15.00
<b>76377</b>								
11/23	11/08/2023	76377	DECKER SUPPLY CO INC	SIGN MAKING MATERIAL-	925809	1	6,293.55	6,293.55
11/23	11/08/2023	76377	DECKER SUPPLY CO INC	SIGN MAKING MATERIAL-	925843	1	12.20-	12.20-
Total 76377:								6,281.35
<b>76378</b>								
11/23	11/08/2023	76378	DOA/DIVISION OF ENER	OVR PYMT - BEAU JONE	17-0400-21	1	682.69	682.69
Total 76378:								682.69

GL Period	Check Issue Date	Check Number	Payee	Description	Invoice Number	Invoice Seq	Invoice Amount	Check Amount
<b>76379</b>								
11/23	11/08/2023	76379	EHLERS INVESTMENT P	MANAGEMENT FEES-CE	11.01.2023	1	11.92	11.92
11/23	11/08/2023	76379	EHLERS INVESTMENT P	MANAGEMENT FEES-WA	11.01.2023	2	24.27	24.27
11/23	11/08/2023	76379	EHLERS INVESTMENT P	MANAGEMENT FEES-SE	11.01.2023	3	79.38	79.38
Total 76379:								115.57
<b>76380</b>								
11/23	11/08/2023	76380	JOHN FIBICK TRACTOR	2021 926M WHEEL LOAD	PIMS030162	1	538.25	538.25
11/23	11/08/2023	76380	JOHN FIBICK TRACTOR	2021 CAT 926M LOADER	PIMS030162	1	117.97	117.97
11/23	11/08/2023	76380	JOHN FIBICK TRACTOR	2021 CAT 926M LOADER	PIMS030163	1	435.23	435.23
11/23	11/08/2023	76380	JOHN FIBICK TRACTOR	2021 CAT 926M LOADER	SIMS006224	1	1,126.49	1,126.49
Total 76380:								2,217.94
<b>76381</b>								
11/23	11/08/2023	76381	GFC LEASING WI	OFFICE EQUIPMENT MAI	IN14424616	1	215.00	215.00
Total 76381:								215.00
<b>76382</b>								
11/23	11/08/2023	76382	G-PRO LANDSCAPING &	BUS 151 SIDEWALK	2-21 #3 FINA	1	3,749.20	3,749.20
11/23	11/08/2023	76382	G-PRO LANDSCAPING &	SIDEWALK REPAIRS	6-23 #2	1	38,011.24	38,011.24
Total 76382:								41,760.44
<b>76383</b>								
11/23	11/08/2023	76383	HARLEQUIN READER SE	ADULT FICTION	67638624 11.	1	31.47	31.47
Total 76383:								31.47
<b>76384</b>								
11/23	11/08/2023	76384	HEINRICHS ROOFING &	WELL 3 ROOF	6731	1	1,441.00	1,441.00
Total 76384:								1,441.00
<b>76385</b>								
11/23	11/08/2023	76385	HILLMEN ART CONNECTI	GRANT EXPENSES	08192022	1	600.00	600.00
Total 76385:								600.00
<b>76386</b>								
11/23	11/08/2023	76386	INSPIRING COMMUNITY I	GRANT FOR BANNERS O	258	1	225.00	225.00
11/23	11/08/2023	76386	INSPIRING COMMUNITY I	GRANT WRITING TAP TR	258	2	112.50	112.50
11/23	11/08/2023	76386	INSPIRING COMMUNITY I	ANGIE WRIGHT TRAILS	262	1	360.00	360.00
Total 76386:								697.50
<b>76387</b>								
11/23	11/08/2023	76387	JOHNSON, WILLIAM	WS OVR PYMT 40 1/2 N C	15-0630-18	1	39.30	39.30
Total 76387:								39.30
<b>76388</b>								
11/23	11/08/2023	76388	JONES, GARY	OUTREACH PROGRAMMI	025	1	50.00	50.00

GL Period	Check Issue Date	Check Number	Payee	Description	Invoice Number	Invoice Seq	Invoice Amount	Check Amount
Total 76388:								50.00
<b>76389</b>								
11/23	11/08/2023	76389	KATE ADAMETZ COACHI	SUPERVISOR COACHING	155	1	500.00	500.00
Total 76389:								500.00
<b>76390</b>								
11/23	11/08/2023	76390	LANGUAGE LINE SERVIC	LANGUAGE INTERPRETA	11131175	1	197.73	197.73
Total 76390:								197.73
<b>76391</b>								
11/23	11/08/2023	76391	LEIBFRIED FEED SERVIC	WEED KILLER	20162	1	113.00	113.00
11/23	11/08/2023	76391	LEIBFRIED FEED SERVIC	WEED KILLER	20163	1	113.00	113.00
11/23	11/08/2023	76391	LEIBFRIED FEED SERVIC	GRASS SEED SEWER	20206	1	85.00	85.00
11/23	11/08/2023	76391	LEIBFRIED FEED SERVIC	GRASS SEED SMITH	20532	1	318.00	318.00
11/23	11/08/2023	76391	LEIBFRIED FEED SERVIC	STOP AND GO DITCH	8658-1	1	392.00-	392.00-
11/23	11/08/2023	76391	LEIBFRIED FEED SERVIC	WEED SPRAY	8670	1	59.75	59.75
Total 76391:								296.75
<b>76392</b>								
11/23	11/08/2023	76392	MARTIN EQUIPMENT	BONES	756097	1	176.57	176.57
Total 76392:								176.57
<b>76393</b>								
11/23	11/08/2023	76393	MENARDS	TOILET REPAIR PARTS	21995	1	40.85	40.85
11/23	11/08/2023	76393	MENARDS	LINE PAINT	22294	1	39.98	39.98
11/23	11/08/2023	76393	MENARDS	CLEANING STUFF FOR S	22297	1	38.34	38.34
11/23	11/08/2023	76393	MENARDS	CITY HALL SUPPLIES	22745	1	233.99	233.99
11/23	11/08/2023	76393	MENARDS	WWTP	22945	1	207.01	207.01
11/23	11/08/2023	76393	MENARDS	DECORATIVE STREET LI	22957	1	29.96	29.96
11/23	11/08/2023	76393	MENARDS	WELL 3 ROOF	23001	1	1,616.40	1,616.40
11/23	11/08/2023	76393	MENARDS	WWTP	23053	1	263.43	263.43
11/23	11/08/2023	76393	MENARDS	WELL 3 ROOF	23201	1	61.26	61.26
Total 76393:								2,531.22
<b>76394</b>								
11/23	11/08/2023	76394	MIDWEST GENERAL & M	WWTP ADMIN BLDG BOIL	T654633	1	475,856.10	475,856.10
Total 76394:								475,856.10
<b>76395</b>								
11/23	11/08/2023	76395	MORRISSEY PRINTING I	MUSEUM PRINTING	59896	1	20.00	20.00
11/23	11/08/2023	76395	MORRISSEY PRINTING I	THANK YOU'S-POLICE D	59900	1	37.50	37.50
11/23	11/08/2023	76395	MORRISSEY PRINTING I	BUSINESS CARDS-POLIC	59961	1	45.00	45.00
11/23	11/08/2023	76395	MORRISSEY PRINTING I	EVENT PRINTING	59975	1	165.00	165.00
11/23	11/08/2023	76395	MORRISSEY PRINTING I	WATER BILL INSERT	60008	1	92.60	92.60
11/23	11/08/2023	76395	MORRISSEY PRINTING I	WATER BILL INSERT	60008	2	92.60	92.60
11/23	11/08/2023	76395	MORRISSEY PRINTING I	ENVELOPES-WATER DE	60074	1	370.20	370.20
11/23	11/08/2023	76395	MORRISSEY PRINTING I	ENVELOPES-SEWER DE	60074	2	370.20	370.20



GL Period	Check Issue Date	Check Number	Payee	Description	Invoice Number	Invoice Seq	Invoice Amount	Check Amount
Total 76395:								1,193.10
<b>76396</b>								
11/23	11/08/2023	76396	NATIONAL PELRA	TRAINING FEE	6344	1	85.00	85.00
Total 76396:								85.00
<b>76397</b>								
11/23	11/08/2023	76397	OWENS EXCAVATING & T	PICKLEBALL	12-21 #5 FIN	1	52,149.77	52,149.77
11/23	11/08/2023	76397	OWENS EXCAVATING & T	TID 5 SIDEWALK	3-23 #1	1	55,195.00	55,195.00
Total 76397:								107,344.77
<b>76398</b>								
11/23	11/08/2023	76398	PARKER, BARBARA	WS OVR PYMT - 970 N W	34-1020-03	1	72.64	72.64
Total 76398:								72.64
<b>76399</b>								
11/23	11/08/2023	76399	PETTY CASH LIBRARY	POSTAGE	NOV 2023	1	3.72	3.72
11/23	11/08/2023	76399	PETTY CASH LIBRARY	ADULT PROGRAMMING	NOV 2023	2	13.50	13.50
Total 76399:								17.22
<b>76400</b>								
11/23	11/08/2023	76400	PETTY CASH/POLICE DE	POSTAGE	10.23.2023	1	85.37	85.37
11/23	11/08/2023	76400	PETTY CASH/POLICE DE	ICE FOR COMMUNITY PI	10.23.2023	2	11.98	11.98
Total 76400:								97.35
<b>76401</b>								
11/23	11/08/2023	76401	PITZEN DRYWALL & PAIN	CIP PAINTING	2023 PAINTI	1	5,925.00	5,925.00
Total 76401:								5,925.00
<b>76402</b>								
11/23	11/08/2023	76402	PLATTEVILLE REGIONAL	ROOM TAX	3RD QTR 20	1	47,064.01	47,064.01
Total 76402:								47,064.01
<b>76403</b>								
11/23	11/08/2023	76403	PLATTEVILLE WATER & S	WATER/SEWER-CITY HA	10.31.2023	1	154.77	154.77
11/23	11/08/2023	76403	PLATTEVILLE WATER & S	WATER/SEWER-POLICE	10.31.2023	2	197.44	197.44
11/23	11/08/2023	76403	PLATTEVILLE WATER & S	WATER/SEWER-FIRE DE	10.31.2023	3	105.81	105.81
11/23	11/08/2023	76403	PLATTEVILLE WATER & S	WATER/SEWER-STREET	10.31.2023	4	75.89	75.89
11/23	11/08/2023	76403	PLATTEVILLE WATER & S	WATER/SEWER-CEMETE	10.31.2023	5	21.04	21.04
11/23	11/08/2023	76403	PLATTEVILLE WATER & S	WATER/SEWER-LIBRARY	10.31.2023	6	11.30	11.30
11/23	11/08/2023	76403	PLATTEVILLE WATER & S	WATER/SEWER-MUSEUM	10.31.2023	7	184.78	184.78
11/23	11/08/2023	76403	PLATTEVILLE WATER & S	WATER/SEWER-PARKS	10.31.2023	8	1,022.13	1,022.13
11/23	11/08/2023	76403	PLATTEVILLE WATER & S	WATER/SEWER-POOL	10.31.2023	9	355.12	355.12
11/23	11/08/2023	76403	PLATTEVILLE WATER & S	WATER/SEWER-OLD KAL	10.31.2023	10	22.60	22.60
11/23	11/08/2023	76403	PLATTEVILLE WATER & S	WATER/SEWER-OE GRA	10.31.2023	11	180.07	180.07
Total 76403:								2,330.95

GL Period	Check Issue Date	Check Number	Payee	Description	Invoice Number	Invoice Seq	Invoice Amount	Check Amount
<b>76404</b>								
11/23	11/08/2023	76404	PRECISION AUTOMOTIV	TOWING	28715	1	200.00	200.00
Total 76404:								200.00
<b>76405</b>								
11/23	11/08/2023	76405	QUILL LLC	OFFICE SUPPLIES-LIBRA	35114535	1	32.56	32.56
Total 76405:								32.56
<b>76406</b>								
11/23	11/08/2023	76406	RIPS TOWING	TOWING	1043	1	85.00	85.00
11/23	11/08/2023	76406	RIPS TOWING	TOWING	1104	1	85.00	85.00
Total 76406:								170.00
<b>76407</b>								
11/23	11/08/2023	76407	RUSS STRATTON BUSES	MONTHLY BUS BILLING	202355	1	36,957.60	36,957.60
11/23	11/08/2023	76407	RUSS STRATTON BUSES	MONTHLY BUS BILLING -	202355	2	100.00-	100.00-
Total 76407:								36,857.60
<b>76408</b>								
11/23	11/08/2023	76408	RYAN SIGNS INC	REPAIR SIGN OUTAGE-LI	S13801	1	917.92	917.92
Total 76408:								917.92
<b>76409</b>								
11/23	11/08/2023	76409	SCENIC RIVERS ENERG	TRAIL LIGHTS	1426600 11.0	1	61.42	61.42
11/23	11/08/2023	76409	SCENIC RIVERS ENERG	ELECTRICITY-STREET LI	1426600 11.0	2	433.91	433.91
11/23	11/08/2023	76409	SCENIC RIVERS ENERG	ELECTRICITY-WATER DE	1426601 11.0	1	1,616.00	1,616.00
Total 76409:								2,111.33
<b>76410</b>								
11/23	11/08/2023	76410	SCHMIDT ELECTRICAL C	ELECTRICAL WORK	4968	1	90.00	90.00
Total 76410:								90.00
<b>76411</b>								
11/23	11/08/2023	76411	SCOTT IMPLEMENT	CHAIN SAW-WWTP	91600-1	1	2.70-	2.70-
11/23	11/08/2023	76411	SCOTT IMPLEMENT	WWTP SUPPLIES	92667	1	18.39	18.39
Total 76411:								15.69
<b>76412</b>								
11/23	11/08/2023	76412	SHERWIN WILLIAMS	PAINT SHOP	6983-5	1	324.45	324.45
11/23	11/08/2023	76412	SHERWIN WILLIAMS	SHOP PAINT	7088-2	1	310.55	310.55
11/23	11/08/2023	76412	SHERWIN WILLIAMS	SHOP PAINT	7238-7	1	410.43	410.43
11/23	11/08/2023	76412	SHERWIN WILLIAMS	SHOP PAINT	7426-8	1	310.55	310.55
Total 76412:								1,355.98
<b>76413</b>								
11/23	11/08/2023	76413	SJE	PUMP	CD99500396	1	686.60	686.60

GL Period	Check Issue Date	Check Number	Payee	Description	Invoice Number	Invoice Seq	Invoice Amount	Check Amount
Total 76413:								686.60
<b>76414</b>								
11/23	11/08/2023	76414	SOUTHWEST HEALTH CE	EMPLOYEE DRUG TESTI	286082 10/1	1	35.00	35.00
11/23	11/08/2023	76414	SOUTHWEST HEALTH CE	ALCOHOL LEGAL COLLE	286082 10/1	2	84.00	84.00
Total 76414:								119.00
<b>76415</b>								
11/23	11/08/2023	76415	SOUTHWEST WI LIBRAR	OFFICE SUPPLIES	1113	1	15.00	15.00
Total 76415:								15.00
<b>76416</b>								
11/23	11/08/2023	76416	SPEE-DEE	FREIGHT WATER DEPT	904339	1	32.31	32.31
11/23	11/08/2023	76416	SPEE-DEE	FREIGHT WATER DEPT	905547	1	39.38	39.38
11/23	11/08/2023	76416	SPEE-DEE	FREIGHT WATER DEPT	916090	1	18.45	18.45
Total 76416:								90.14
<b>76417</b>								
11/23	11/08/2023	76417	TELEGRAPH HERALD	ADULT PERIODICALS	TH-1234747	1	395.32	395.32
Total 76417:								395.32
<b>76418</b>								
11/23	11/08/2023	76418	TEMPERLY EXCAVATING	JEFFERSON STREET - W	1-23 #5	1	3,514.99	3,514.99
11/23	11/08/2023	76418	TEMPERLY EXCAVATING	JEFFERSON STREET - S	1-23 #5	2	8,787.50	8,787.50
11/23	11/08/2023	76418	TEMPERLY EXCAVATING	JEFFERSON STREET - S	1-23 #5	3	99,852.80	99,852.80
11/23	11/08/2023	76418	TEMPERLY EXCAVATING	JEFFERSON STREET - S	1-23 #5	4	28,520.90	28,520.90
11/23	11/08/2023	76418	TEMPERLY EXCAVATING	JEFFERSON STREET - S	1-23 #5	5	32,496.18	32,496.18
Total 76418:								173,172.37
<b>76419</b>								
11/23	11/08/2023	76419	TERRY BROWN	MUSEUM TAXIDERMY TR	888	1	7,350.00	7,350.00
11/23	11/08/2023	76419	TERRY BROWN	MUSEUM TAXIDERMY TR	888	2	1,400.00	1,400.00
Total 76419:								8,750.00
<b>76420</b>								
11/23	11/08/2023	76420	THOMPSON TRUCK & TR	TRUCK #162	X2011140505	1	395.51	395.51
11/23	11/08/2023	76420	THOMPSON TRUCK & TR	TRUCK #162	X201114505:	1	395.51	395.51
Total 76420:								791.02
<b>76421</b>								
11/23	11/08/2023	76421	TOP PACK DEFENSE LLC	BALLISTICS PANELS	11713	1	2,982.00	2,982.00
Total 76421:								2,982.00
<b>76422</b>								
11/23	11/08/2023	76422	US CELLULAR	CELL PHONE CHARGES-	0613076001	1	41.71	41.71

GL Period	Check Issue Date	Check Number	Payee	Description	Invoice Number	Invoice Seq	Invoice Amount	Check Amount
Total 76422:								41.71
<b>76423</b>								
11/23	11/08/2023	76423	UW-PLATTEVILLE	INTERGOVERNMENTAL	2023 TRANS	1	6,072.68	6,072.68
11/23	11/08/2023	76423	UW-PLATTEVILLE	UWP ITS JUL - SEP 2023	2099	1	22,108.50	22,108.50
11/23	11/08/2023	76423	UW-PLATTEVILLE	BEST DATACOM OPTICS	2099	2	839.17	839.17
Total 76423:								29,020.35
<b>76424</b>								
11/23	11/08/2023	76424	WALMART COMMUNITY/	OPERATING EXPENSES	614842 10.1	1	48.66	48.66
11/23	11/08/2023	76424	WALMART COMMUNITY/	BUILDINGS AND GROUN	614842 10.1	2	41.29	41.29
11/23	11/08/2023	76424	WALMART COMMUNITY/	OFFICE SUPPLIES	614842 10.1	3	26.88	26.88
11/23	11/08/2023	76424	WALMART COMMUNITY/	CHILDREN PROGRAMMI	614842 10.1	4	104.75	104.75
11/23	11/08/2023	76424	WALMART COMMUNITY/	TEEN PROGRAMMING	614842 10.1	5	35.97	35.97
11/23	11/08/2023	76424	WALMART COMMUNITY/	OUTREACH PROGRAMMI	614842 10.1	6	13.88	13.88
Total 76424:								271.43
<b>76425</b>								
11/23	11/08/2023	76425	WI DEPT OF JUSTICE	RECORD CHECKS - POLI	10.31.2023 L	1	112.00	112.00
Total 76425:								112.00
<b>76426</b>								
11/23	11/08/2023	76426	WISCONSIN - DNR	WATER USE FEES	22993	1	25.00	25.00
Total 76426:								25.00
<b>76427</b>								
11/23	11/08/2023	76427	WI STATE LAB OF HYGIE	WATER TESTING	758973	1	328.00	328.00
Total 76427:								328.00
<b>76428</b>								
11/23	11/08/2023	76428	ZIGMONT PROPERTIES	CURB APPEAL GRANT	10.25.2023	1	1,000.00	1,000.00
Total 76428:								1,000.00
<b>76429</b>								
11/23	11/08/2023	76429	SHIREMAN, DARIN	TASTE OF PVILLE - BAND	2023	1	400.00	400.00
Total 76429:								400.00
<b>76430</b>								
11/23	11/08/2023	76430	WALSH, MICHAEL	TASTE OF PLATTEVILLE	FACEBOOK	1	200.00	200.00
Total 76430:								200.00
<b>76431</b>								
11/23	11/08/2023	76431	WCMA	MEMBERSHIP	2023 MEMB	1	180.00	180.00
Total 76431:								180.00

---

GL Period	Check Issue Date	Check Number	Payee	Description	Invoice Number	Invoice Seq	Invoice Amount	Check Amount
Grand Totals:								<u>1,742,733.03</u>

---

# **CITY OF PLATTEVILLE**

## **FINANCIAL REPORT**

**OCTOBER 31, 2023**

FUND 100 - GENERAL FUND  
FUND 101 - TAXI/BUS FUND  
FUND 105 - DEBT SERVICE FUND  
FUND 110 - CAPITAL PROJECTS FUND  
FUND 124 - TIF DISTRICT #4  
FUND 125 - TIF DISTRICT #5  
FUND 126 - TIF DISTRICT #6  
FUND 127 - TIF DISTRICT #7  
FUND 129 - TIF DISTRICT #9  
FUND 130 - REDEVELOPMENT AUTHORITY (RDA)  
FUND 135 - AFFORDABLE HOUSING  
FUND 140 - BROSKE CENTER  
FUND 150 - ARPA FUND  
FUND 151 - FIRE FACILITY  
FUND 152 - NIF GRANT  
FUND 153 - CDI GRANT

# CITY OF PLATTEVILLE

BALANCE SHEET  
OCTOBER 31, 2023

## FUND 100 - GENERAL FUND

	BEGINNING BALANCE	CURRENT ACTIVITY	YTD ACTIVITY	ENDING BALANCE
<u>ASSETS</u>				
100-10001-000-000	( 661,733.59)	( 3,338,619.17)	( 528,646.10)	( 1,190,379.69)
100-10091-000-000	1,330.00	.00	( 300.00)	1,030.00
100-11111-000-000	8,779,598.10	9,666.34	( 3,867,936.46)	4,911,661.64
100-11112-000-000	439,610.89	2,078.18	18,477.85	458,088.74
100-11113-000-000	108,184.89	484.23	4,281.71	112,466.60
100-11115-000-000	.00	.00	.00	.00
100-11116-000-000	23,338.94	110.33	980.85	24,319.79
100-11405-000-000	.00	.00	.00	.00
100-11612-000-000	.00	.00	.00	.00
100-12111-000-000	.00	382,887.63	17,867.06	17,867.06
100-12115-000-000	45,375.69	.00	( 1,286.12)	44,089.57
100-12311-000-000	8,503.55	( 86.31)	2,405.94	10,909.49
100-13900-000-000	.00	.00	.00	.00
100-13901-000-000	.00	.00	.00	.00
100-13909-000-000	10,485.89	( 189.83)	( 140.83)	10,345.06
100-13910-000-000	.00	.00	( 70.00)	( 70.00)
100-13911-000-000	523,519.93	( 451.79)	( 254,812.82)	268,707.11
100-13912-000-000	.00	.00	.00	.00
100-13913-000-000	24,835.36	15,229.43	( 2,963.21)	21,872.15
100-14111-000-000	.00	.00	.00	.00
100-15000-000-000	.00	.00	.00	.00
100-15001-000-000	.00	.00	.00	.00
100-15010-000-000	.00	( 2,365.35)	2,924.07	2,924.07
100-15020-000-000	55.96	.00	155.10	211.06
100-15030-000-000	.00	.00	.00	.00
100-15112-000-000	.00	.00	.00	.00
100-15800-000-000	.00	.00	.00	.00
100-16500-000-000	112,236.18	.00	( 112,236.18)	.00
100-17103-000-000	.00	.00	.00	.00
100-17104-000-000	.00	.00	.00	.00
100-17105-000-000	.00	.00	.00	.00
100-17106-000-000	378,723.54	.00	.00	378,723.54
100-17107-000-000	.00	.00	.00	.00
100-17108-000-000	.00	.00	.00	.00
100-17200-000-000	217,247.08	( 605.71)	( 6,000.76)	211,246.32
100-17201-000-000	.00	.00	.00	.00
100-17202-000-000	.00	.00	.00	.00
100-17203-000-000	.00	.00	.00	.00
100-18000-000-000	59,469,829.24	.00	.00	59,469,829.24
100-19900-000-000	422,907.90	.00	29,359.99	452,267.89
TOTAL ASSETS	69,904,049.55	( 2,931,862.02)	( 4,697,939.91)	65,206,109.64

# CITY OF PLATTEVILLE

BALANCE SHEET  
OCTOBER 31, 2023

## FUND 100 - GENERAL FUND

		BEGINNING BALANCE	CURRENT ACTIVITY	YTD ACTIVITY	ENDING BALANCE
<u>LIABILITIES AND EQUITY</u>					
<u>LIABILITIES</u>					
100-21211-000-000	VOUCHERS PAYABLE	( 500,758.13)	.00	500,758.13	.00
100-21220-000-000	WAGES PAYABLE CLEARING	( 80,810.68)	.00	80,810.68	.00
100-21291-000-000	DELINQ.-UTIL BILL ON TAX	( 780.35)	.00	( 2,145.49)	( 2,925.84)
100-21311-000-000	FEDERAL TAX W/H PAYABLE	.00	.00	.00	.00
100-21312-000-000	STATE TAX W/H PAYABLE	.00	.00	.00	.00
100-21313-000-000	6.20% SOC. SEC. EES	.00	.00	.00	.00
100-21314-000-000	1.45% SOC. SEC. EES	.00	.00	.00	.00
100-21315-000-000	6.20% SOC. SEC. ERS	.00	.00	.00	.00
100-21316-000-000	1.45% SOC. SEC. ERS	.00	.00	.00	.00
100-21341-000-000	WATER & SEWER BENEFIT TRU	.00	.00	.00	.00
100-21343-000-000	W/S HEALTH INS. ERS	.00	.00	.00	.00
100-21520-000-000	GEN WRF EES	48.78	.00	.00	48.78
100-21521-000-000	W/S WRF EES	123.88	.00	.00	123.88
100-21522-000-000	GEN WRF ERS	.00	.00	.00	.00
100-21523-000-000	W/S WRF ERS	.00	.00	.00	.00
100-21524-000-000	WRF PROTECTIVE EES	.00	.00	13.14	13.14
100-21525-000-000	WRF PROTECTIVE ERS	.00	.00	.00	.00
100-21527-000-000	VISION INSURANCE	29.96	.00	( 97.55)	( 67.59)
100-21528-000-000	SUPPLEMENTAL LIFE	186.61	.00	32.43	219.04
100-21529-000-000	ADDITIONAL LIFE	402.10	8.88	106.85	508.95
100-21530-000-000	DENTAL INS	( 210.23)	.00	886.77	676.54
100-21531-000-000	HEALTH INS (EES)	( 1,118.03)	.00	13,322.64	12,204.61
100-21532-000-000	DEPENDENT LIFE INS. EES	149.00	.00	( 8.00)	141.00
100-21533-000-000	W/S LIFE INS. ERS	.00	.00	.00	.00
100-21534-000-000	HEALTH INS PREMIUMS DUE	590.87	.00	2,277.60	2,868.47
100-21535-000-000	DENTAL EMPLOYER	.00	.00	.00	.00
100-21536-000-000	COLONIAL LIFE INS.	.00	2,262.64	( 766.44)	( 766.44)
100-21537-000-000	AMERICAN FAMILY LIFE ASSU	.00	.00	.00	.00
100-21551-000-000	UNION DUES DED PAYABLE	.00	.00	.00	.00
100-21555-000-000	FORFEITURES	( 8,120.26)	.00	( 192.00)	( 8,312.26)
100-21562-000-000	CREDIT UNION DED PAYABLE	.00	.00	.00	.00
100-21563-000-000	ADDITIONAL RETIREMENT WIT	.00	.00	.00	.00
100-21571-000-000	DEFERRED COMP DED PAYABLE	( 8,321.55)	.00	.00	( 8,321.55)
100-21575-000-000	DIRECT DEPOSIT	.00	.00	.00	.00
100-21582-000-000	MISC DEDUCTIONS PAYABLE	8,540.95	.00	.00	8,540.95
100-21586-000-000	NEW YORK LIFE INS.	.00	.00	.00	.00
100-21587-000-000	UNIFORM ALLOWANCES	.00	.00	.00	.00
100-21588-000-000	COLONIAL DIS./CANCER	.00	.00	.00	.00
100-21590-000-000	FLX MEDICAL/DAY CARE REIMBURS	( 8,308.27)	( 2,103.50)	( 2,214.81)	( 10,523.08)
100-21611-000-000	COUNTY & STATE TAXES	.00	741,564.97	.00	.00
100-21612-000-000	COUNTY-FAILED LOTTERY CREDIT	.00	.00	.00	.00
100-21700-000-000	COUNTY-FAILED LOTTERY CREDIT	.00	.00	.00	.00
100-21711-000-000	PLATTEVILLE SCHOOL DIST.	.00	1,684,513.36	.00	.00
100-21712-000-000	VO-TECH SCHOOL TAXES	.00	226,220.69	.00	.00
100-22211-000-000	ADVANCE TAX COLLECTIONS	( 4,040,972.23)	.00	4,040,972.23	.00
100-23141-000-000	MUN. UTILITY AVAILABLE BA	.00	.00	.00	.00
100-23142-000-000	AIRPORT COMMISSION	.00	.00	.00	.00
100-23200-000-000	PARKING SPACE FEES	( 68,773.00)	( 320.00)	( 17,477.80)	( 86,250.80)
100-23221-000-000	AIRPORT SALES TAX ACCOUNT	.00	.00	.00	.00
100-23235-000-000	REFUSE: UWP GARBAGE BILL REIMB	.00	.30	.30	.30



# CITY OF PLATTEVILLE

BALANCE SHEET  
OCTOBER 31, 2023

## FUND 100 - GENERAL FUND

	BEGINNING BALANCE	CURRENT ACTIVITY	YTD ACTIVITY	ENDING BALANCE
100-23340-000-000 HOUSING STUDY	.00	.00	.00	.00
100-23345-000-000 PARK CAMPING TRUST - HOMELESS	( 300.00)	( 25.00)	( 25.00)	( 325.00)
100-23347-000-000 M HARRISON MEMORIAL TRUST	.00	.00	.00	.00
100-23348-000-000 PARKS BEINING TRUST	( 22,388.94)	4,376.00	( 1,964.00)	( 24,352.94)
100-23349-000-000 ICE RINK DONATIONS	.00	.00	.00	.00
100-23351-000-000 SOCCER DONATIONS	( 15,415.11)	( 2,710.00)	( 3,210.00)	( 18,625.11)
100-23352-000-000 SWIM TEAM DONATIONS TRUST ACCT	( 21,593.52)	.00	.00	( 21,593.52)
100-23353-000-000 TENNIS ASSOC. DONATIONS	.00	.00	.00	.00
100-23354-000-000 FORESTRY DONATIONS	( 2,452.00)	.00	.00	( 2,452.00)
100-23355-000-000 LEGION PARK ADV TRUST	( 70,248.86)	.00	530.50	( 69,718.36)
100-23359-000-000 ARMORY PROCEEDS	.00	.00	( 61,278.00)	( 61,278.00)
100-23360-000-000 LIBRARY BUILDING FUND	( 18,448.49)	.00	.00	( 18,448.49)
100-23370-000-000 MUSEUM BEINING TRUST	( 20,451.92)	1,100.00	1,100.00	( 19,351.92)
100-23371-000-000 MUSEUM REVOLVING FUND	( 38,904.01)	.00	3,051.25	( 35,852.76)
100-23372-000-000 MUSEUM TRUST FUND	( 24,635.39)	330.00	399.00	( 24,236.39)
100-23373-000-000 JAMISON FUND	( 100.45)	( 7.98)	( 7,146.23)	( 7,246.68)
100-23374-000-000 MUSEUM BILLBOARD ADVERTISING	.00	.00	.00	.00
100-23375-000-000 MUSEUM PATH PROJECT FUND	.00	.00	.00	.00
100-23376-000-000 MUSEUM: DONATIONS	.00	.00	.00	.00
100-23377-000-000 AUDITORIUM REPLACEMENT FUND	( 745.00)	.00	.00	( 745.00)
100-23378-000-000 FIRE TOWNSHIP PMTS FOR BLDG	.00	.00	.00	.00
100-23379-000-000 AUTO PULSE DONATIONS	.00	.00	.00	.00
100-23382-000-000 AED FUND	( 320.71)	.00	.00	( 320.71)
100-23385-000-000 FIREWORKS FUND	( 2,413.80)	( 100.00)	1,641.39	( 772.41)
100-23386-000-000 POOL DONATIONS	( 3,211.00)	.00	731.00	( 2,480.00)
100-23387-000-000 SKATEBOARD PARK DONATIONS	( 103.00)	.00	( 919.75)	( 1,022.75)
100-23388-000-000 LEGION PARK EVENT CENTER	( 8,950.00)	.00	.00	( 8,950.00)
100-23391-000-000 EVERY CHILD PLAYS SCHOLARSHIP	( 13,905.34)	800.00	( 560.60)	( 14,465.94)
100-23392-000-000 FRISBEE GOLF MAINT. FUND	.00	.00	( 861.07)	( 861.07)
100-23395-000-000 PARK IMPACT FEES	( 47,144.19)	( 760.00)	( 7,600.00)	( 54,744.19)
100-23397-000-000 GREENWOOD CEM (ESTHER BOL	( 139,973.71)	.00	.00	( 139,973.71)
100-23399-000-000 GREENWOOD CEM (ZIEGERT) T	( 164,307.40)	.00	.00	( 164,307.40)
100-23400-000-000 GREENWOOD CEM. PERPETUAL	( 120,329.77)	.00	( 1,687.50)	( 122,017.27)
100-23401-000-000 HILLSIDE CEM. PERPETUAL C	( 102,494.17)	.00	( 2,137.50)	( 104,631.67)
100-23402-000-000 HILLSIDE CEM., NOT PERPET	( 5,690.72)	.00	.00	( 5,690.72)
100-23403-000-000 GREENWOOD CEM. (KEIZER)	( 15,000.00)	.00	.00	( 15,000.00)
100-23404-000-000 CYRIL CLAYTON TRUST	( 42,728.88)	.00	.00	( 42,728.88)
100-23406-000-000 PREPAID MONUMENT MARKING FEE	( 30.00)	( 50.00)	( 50.00)	( 80.00)
100-23450-000-000 FIRE DEPT DESIGNATED FUND	( 12,827.46)	( 300.00)	( 3,300.00)	( 16,127.46)
100-23510-000-000 GOVERNMENT CASH DEPOSITS	.00	.00	192.00	192.00
100-23520-000-000 POLICE DONATIONS	( 5,052.91)	.00	.00	( 5,052.91)
100-23521-000-000 POLICE EXPLORERS FUND	( 1,689.47)	742.00	742.00	( 947.47)
100-23522-000-000 POLICE POP/ACADEMY	.00	.00	.00	.00
100-23532-000-000 AMBULANCE LOVELAND TRUST	.00	.00	.00	.00
100-23552-000-000 ROUNDTREE ART GALLERY	.00	.00	.00	.00
100-23553-000-000 ROUNDTREE CARMEN BEINING TRUST	.00	.00	.00	.00
100-23554-000-000 ROUNDTREE EVA BEINING TRUST	.00	.00	.00	.00
100-23555-000-000 HISTORIC PRESERVATION COMM.	( 984.21)	.00	.00	( 984.21)
100-23574-000-000 SENIOR CENTER TRIPS	( 9,369.51)	.00	41.77	( 9,327.74)
100-23575-000-000 SENIOR CENTER BUS DONATIONS	.00	.00	.00	.00
100-23576-000-000 SENIOR CENTER DONATIONS	( 19,583.41)	.00	( 69,329.40)	( 88,912.81)
100-23577-000-000 SENIOR CENTER PICNICS	61.79	.00	.00	61.79
100-23578-000-000 SUPPORT OUR SENIORS DONATIONS	165.96	.00	.00	165.96
100-23579-000-000 SENIOR CENTER BUILDING SALE	( 48,979.27)	.00	48,979.27	.00
100-23600-000-000 UW-P R.E.FOUNDATION TRUST	.00	.00	.00	.00
100-23700-000-000 TAXI FUNDS PENDING STATE AUDIT	.00	.00	.00	.00

# CITY OF PLATTEVILLE

BALANCE SHEET  
OCTOBER 31, 2023

## FUND 100 - GENERAL FUND

	BEGINNING BALANCE	CURRENT ACTIVITY	YTD ACTIVITY	ENDING BALANCE
100-25112-000-000 POSTPONED SPEC-ASSES-C/G/	.00	.00	.00	.00
100-25801-000-000 FREUDENRICH ANIMAL CARE	( 49.12)	.00	.00	( 49.12)
100-26000-000-000 DEFERRED (PREPAID) REVENUE	.00	.00	.00	.00
100-27000-000-000 NOTES ADV. ECON. DEV.	( 217,247.08)	605.71	6,000.76	( 211,246.32)
100-27001-000-000 NOTES ADVANCED PAIDC	.00	.00	.00	.00
100-27002-000-000 NOTES ADVANCE AIRPORT	.00	.00	.00	.00
100-27013-000-000 LONG-TERM ADV. TO TIF#3	.00	.00	.00	.00
100-27014-000-000 LONG-TERM ADV. TO TIF#4	.00	.00	.00	.00
100-27015-000-000 LONG-TERM ADV. TO TIF#5	.00	.00	.00	.00
100-27016-000-000 LONG-TERM ADV. TO TIF#6	( 51,375.38)	.00	.00	( 51,375.38)
100-27017-000-000 LONG-TERM ADV. TO TIF #7	( 457,550.73)	.00	.00	( 457,550.73)
100-27018-000-000 LONG-TERM ADV. TO TIF #8	.00	.00	.00	.00
100-27180-000-000 RESERVE FOR NEW AMBULANCE	( 7,685.73)	.00	( 3,089.99)	( 10,775.72)
100-27192-000-000 PARK DAMAGE DEPOSIT	( 305.00)	.00	.00	( 305.00)
100-27193-000-000 CITY HALL DAMAGE DEPOSITS	( 620.00)	.00	.00	( 620.00)
100-27356-000-000 GRAHAM COMMUNITY FUND	.00	.00	.00	.00
100-29620-000-000 ACCRUED EMPLOYEE BENEFITS	( 422,907.90)	.00	( 29,359.99)	( 452,267.89)
100-30000-000-000 BUDGET VARIANCE	.00	.00	.00	.00
TOTAL LIABILITIES	( 6,866,386.39)	2,656,148.07	4,487,168.59	( 2,379,217.80)
FUND EQUITY				
100-31000-000-000 FUND BALANCE	( 3,562,013.37)	.00	6,700.00	( 3,555,313.37)
100-32000-000-000 CONTINGENCY RESERVE	.00	.00	.00	.00
100-33000-000-000 INVESTMENT IN CAPITAL ASSETS	( 59,469,829.24)	.00	.00	( 59,469,829.24)
100-34100-000-000 2016 DEV GRANT RESERVE	.00	.00	.00	.00
100-34110-000-000 P.O. ENCUMBRANCE	.00	.00	.00	.00
100-34133-000-000 LONG-TERM ADV. TO TIF #3	.00	.00	.00	.00
100-34134-000-000 LONG-TERM ADV. TO TIF #4	.00	.00	.00	.00
100-34135-000-000 LONG-TERM ADV. TO TIF #5	.00	.00	.00	.00
100-34136-000-000 LONG-TERM ADV. TO TIF #6	.00	.00	.00	.00
100-34137-000-000 LONG-TERM ADV. TO TIF #7	.00	.00	.00	.00
100-34138-000-000 LONG-TERM ADV. TO TIF #8	.00	.00	.00	.00
NET INCOME/LOSS	.00	275,918.92	197,945.90	197,945.90
TOTAL FUND EQUITY	( 63,031,842.61)	275,918.92	204,645.90	( 62,827,196.71)
TOTAL LIABILITIES AND EQUITY	( 69,898,229.00)	2,932,066.99	4,691,814.49	( 65,206,414.51)

**CITY OF PLATTEVILLE**  
 DETAIL REVENUES WITH COMPARISON TO BUDGET  
 FOR THE 10 MONTHS ENDING OCTOBER 31, 2023

**FUND 100 - GENERAL FUND**

	PERIOD ACTUAL	YTD ACTUAL	BUDGET AMOUNT	VARIANCE	% OF BUDGET	ENC BALANCE	UNENC BALANCE
<u>TAXES</u>							
100-41100-100-000	GENERAL PROPERTY TAXES	.00	3,409,079.04	3,409,078.00	1.04	100.00	.00 1.04
100-41210-135-000	LOCAL ROOM TAX	38,932.42	138,980.45	215,000.00	( 76,019.55)	64.64	.00 ( 76,019.55)
100-41310-140-000	MUNICIPAL OWNED UTILITY	32,876.64	328,766.40	409,000.00	( 80,233.60)	80.38	.00 ( 80,233.60)
100-41321-150-000	PAYMENTS IN LIEU OF TAXES	.00	128,302.52	126,000.00	2,302.52	101.83	.00 2,302.52
100-41400-170-000	LAND USE VALUE TAX PENALTY	408.07	408.07	100.00	308.07	408.07	.00 308.07
100-41800-160-000	INTEREST ON TAXES	11.49	667.49	1,000.00	( 332.51)	66.75	.00 ( 332.51)
	<b>TOTAL TAXES</b>	<b>72,228.62</b>	<b>4,006,203.97</b>	<b>4,160,178.00</b>	<b>( 153,974.03)</b>	<b>96.30</b>	<b>.00 ( 153,974.03)</b>
<u>SPECIAL ASSESSMENTS</u>							
100-42000-600-000	STR ADMIN: SNOW & ICE	.00	1,650.19	6,500.00	( 4,849.81)	25.39	.00 ( 4,849.81)
100-42000-601-000	WEEDS: ENFORCEMENT REVENU	130.00	2,355.70	3,000.00	( 644.30)	78.52	.00 ( 644.30)
100-42000-605-000	REFUSE: GARBAGE BILLINGS	.00	.00	25.00	( 25.00)	.00	.00 ( 25.00)
100-42000-608-000	WEIGHTS & MEASURES	.00	.00	3,700.00	( 3,700.00)	.00	.00 ( 3,700.00)
	<b>TOTAL SPECIAL ASSESSMENTS</b>	<b>130.00</b>	<b>4,005.89</b>	<b>13,225.00</b>	<b>( 9,219.11)</b>	<b>30.29</b>	<b>.00 ( 9,219.11)</b>
<u>INTERGOVERNMENTAL REVENUE</u>							
100-43410-230-000	STATE SHARED REVENUES	.00	373,682.80	2,491,219.00	(2,117,536.20)	15.00	.00 (2,117,536.20)
100-43410-231-000	EXPENDITURE RESTRAINT PAY	.00	122,917.89	122,918.00	( .11)	100.00	.00 ( .11)
100-43410-232-000	STATE AID EXEMPT COMPUTER	.00	10,927.78	10,930.00	( 2.22)	99.98	.00 ( 2.22)
100-43410-233-000	PERSONAL PROPERTY AID	.00	17,698.83	17,699.00	( .17)	100.00	.00 ( .17)
100-43420-240-000	2% FIRE INS. DUES STATE	.00	37,191.39	33,636.00	3,555.39	110.57	.00 3,555.39
100-43520-522-000	FIRE DEPT GRANTS	.00	550.00	.00	550.00	.00	.00 550.00
100-43521-250-000	POLICE GRANTS (STATE)	.00	5,254.72	.00	5,254.72	.00	.00 5,254.72
100-43530-100-000	LEAD SERVICE LINES - DNR GRA	.00	39,900.00	57,000.00	( 17,100.00)	70.00	.00 ( 17,100.00)
100-43531-260-000	GENERAL TRANS. AIDS	150,369.78	601,479.06	601,400.00	79.06	100.01	.00 79.06
100-43533-270-000	CONNECTING HIGHWAY AIDS	11,206.25	44,824.97	44,825.00	( .03)	100.00	.00 ( .03)
100-43540-282-000	RECYCLE: RECYCLING GRANT	.00	44,056.06	44,000.00	56.06	100.13	.00 56.06
100-43551-256-000	SENIOR CENTER GRANT	.00	.00	5,000.00	( 5,000.00)	.00	.00 ( 5,000.00)
100-43551-257-000	LIBRARY GRANT	.87	8,758.61	6,700.00	2,058.61	130.73	.00 2,058.61
100-43570-280-000	LIBRARY: SWLS GRANT AUDIOBO	.00	5,625.00	5,625.00	.00	100.00	.00 .00
100-43570-285-000	S.W.L.S. LIBRARY GRANT	.00	5,000.00	5,000.00	.00	100.00	.00 .00
100-43570-287-000	MUSEUM: GRANT	.00	12,551.67	23,354.00	( 10,802.33)	53.75	.00 ( 10,802.33)
100-43610-300-000	ST. AID MUN. SERVICE PMT.	.00	139,432.41	143,000.00	( 3,567.59)	97.51	.00 ( 3,567.59)
100-43630-310-000	LIEU OF TAXES DNR	.00	46.59	39.00	7.59	119.46	.00 7.59
100-43710-330-000	STREET MATCHING FUNDS-COUN	4,000.00	4,000.00	4,000.00	.00	100.00	.00 .00
100-43720-551-000	COUNTY LIBRARY FUNDING	.00	191,806.52	191,801.00	5.52	100.00	.00 5.52
	<b>TOTAL INTERGOVERNMENTAL RE</b>	<b>165,576.90</b>	<b>1,665,704.30</b>	<b>3,808,146.00</b>	<b>(2,142,441.70)</b>	<b>43.74</b>	<b>.00 (2,142,441.70)</b>

**CITY OF PLATTEVILLE**  
 DETAIL REVENUES WITH COMPARISON TO BUDGET  
 FOR THE 10 MONTHS ENDING OCTOBER 31, 2023

**FUND 100 - GENERAL FUND**

	PERIOD ACTUAL	YTD ACTUAL	BUDGET AMOUNT	VARIANCE	% OF BUDGET	ENC BALANCE	UNENC BALANCE
<u>LICENSES &amp; PERMITS</u>							
100-44100-610-000	LIQUOR & MALT LICENSES	.00	22,771.86	22,400.00	371.86	101.66	.00 371.86
100-44100-611-000	OPERATOR'S LICENSES	297.00	5,691.00	5,000.00	691.00	113.82	.00 691.00
100-44100-612-000	BUSINESS & OCCUPATIONAL L	39.00	408.00	500.00	( 92.00)	81.60	.00 ( 92.00)
100-44100-613-000	CIGARETTE LICENSES	.00	1,600.00	1,400.00	200.00	114.29	.00 200.00
100-44100-614-000	TELEVISION FRANCHISE	.00	6,290.22	.00	6,290.22	.00	.00 6,290.22
100-44100-615-000	SOLICITORS/VENDORS PERMITS	.00	500.00	200.00	300.00	250.00	.00 300.00
100-44200-620-000	BICYCLE LICENSES	5.00	15.00	50.00	( 35.00)	30.00	.00 ( 35.00)
100-44200-621-000	DOG LICENSES	20.00	842.00	1,200.00	( 358.00)	70.17	.00 ( 358.00)
100-44300-630-000	BUILDING INSPECTION PERMIT	4,646.40	75,567.28	70,000.00	5,567.28	107.95	.00 5,567.28
100-44300-633-000	PLANNING COMMISSION	.00	1,150.00	1,000.00	150.00	115.00	.00 150.00
100-44300-635-000	FIRE DEPT BURN PERMITS	.00	25.00	.00	25.00	.00	.00 25.00
100-44900-600-000	STORM WATER PERMIT	650.00	7,700.00	3,000.00	4,700.00	256.67	.00 4,700.00
100-44900-610-000	EROSION CONTROL PERMIT	150.00	1,725.00	1,500.00	225.00	115.00	.00 225.00
	<b>TOTAL LICENSES &amp; PERMITS</b>	<b>5,807.40</b>	<b>124,285.36</b>	<b>106,250.00</b>	<b>18,035.36</b>	<b>116.97</b>	<b>.00 18,035.36</b>
<u>FINES &amp; FORFEITURES</u>							
100-45100-640-000	COURT PENALTIES & COSTS	7,241.61	73,428.85	55,000.00	18,428.85	133.51	.00 18,428.85
100-45100-641-000	PARKING VIOLATIONS	8,780.00	54,240.20	60,000.00	( 5,759.80)	90.40	.00 ( 5,759.80)
100-45100-643-000	UW-P PARKING CITATION VIOLATI	.00	1,337.50	2,500.00	( 1,162.50)	53.50	.00 ( 1,162.50)
100-45222-410-000	JUDGEMENTS/DAMAGES - STREE	.00	860.00	.00	860.00	.00	.00 860.00
	<b>TOTAL FINES &amp; FORFEITURES</b>	<b>16,021.61</b>	<b>129,866.55</b>	<b>117,500.00</b>	<b>12,366.55</b>	<b>110.52</b>	<b>.00 12,366.55</b>

**CITY OF PLATTEVILLE**  
 DETAIL REVENUES WITH COMPARISON TO BUDGET  
 FOR THE 10 MONTHS ENDING OCTOBER 31, 2023

**FUND 100 - GENERAL FUND**

	PERIOD		BUDGET		% OF	ENC	UNENC
	ACTUAL	YTD ACTUAL	AMOUNT	VARIANCE	BUDGET	BALANCE	BALANCE
<u>PUBLIC CHARGES FOR SERVICE</u>							
100-46100-648-000	COBRA INSURANCE CHARGES	.00	9.48	50.00	( 40.52)	18.96	.00 ( 40.52)
100-46100-650-000	ZONING BOOKS & BD. OF APP	50.00	850.00	750.00	100.00	113.33	.00 100.00
100-46100-652-000	LICENSE PUBLICATION FEES	.00	367.00	600.00	( 233.00)	61.17	.00 ( 233.00)
100-46100-656-000	REFUSE: SALE OF GARBAGE BAG	.00	2,211.00	2,200.00	11.00	100.50	.00 11.00
100-46100-695-000	PROPERTY SEARCH CHARGE	1,020.00	3,760.00	5,000.00	( 1,240.00)	75.20	.00 ( 1,240.00)
100-46210-659-000	POLICE OTHER-SALES, ETC.	255.00	1,494.00	4,000.00	( 2,506.00)	37.35	.00 ( 2,506.00)
100-46210-660-000	POLICE COPIES	180.91	1,331.80	1,000.00	331.80	133.18	.00 331.80
100-46210-661-000	TOWING	525.00	1,380.00	3,000.00	( 1,620.00)	46.00	.00 ( 1,620.00)
100-46210-662-000	POLICE OTHER-BACKGROUND C	77.00	1,890.00	1,200.00	690.00	157.50	.00 690.00
100-46210-663-000	POLICE OFFICER ASSIST-PUBLIC	.00	1,491.44	.00	1,491.44	.00	.00 1,491.44
100-46210-664-000	POLICE DONATIONS	53.75	412.86	4,000.00	( 3,587.14)	10.32	.00 ( 3,587.14)
100-46210-706-000	UW-P PARKING PERMIT FEES	.00	21,600.00	21,600.00	.00	100.00	.00 .00
100-46220-638-000	FIRE INSPECTIONS	16,250.00	40,280.00	74,000.00	( 33,720.00)	54.43	.00 ( 33,720.00)
100-46220-639-000	FIRE DEPT COPIES	.00	10.00	100.00	( 90.00)	10.00	.00 ( 90.00)
100-46230-665-000	AMBULANCE SPECIAL CHARGE	10,049.75	100,440.10	119,000.00	( 18,559.90)	84.40	.00 ( 18,559.90)
100-46310-430-000	STREET DEPARTMENT	2,202.90	16,740.92	2,000.00	14,740.92	837.05	.00 14,740.92
100-46350-200-000	SEN CTR: GROCERY REIMB	122.00	906.62	.00	906.62	.00	.00 906.62
100-46420-464-000	REFUSE: GARBAGE FEE/TAXBILL	.00	163,020.00	160,000.00	3,020.00	101.89	.00 3,020.00
100-46540-007-000	GREENWOOD CEM. DON.,CNTY.	.00	175.50	176.00	( .50)	99.72	.00 ( .50)
100-46540-008-000	GREENWOOD CEM. LOT SALES	.00	5,062.50	3,500.00	1,562.50	144.64	.00 1,562.50
100-46540-009-000	GREENWOOD CEM. BURIAL FEE	3,600.00	17,750.00	27,000.00	( 9,250.00)	65.74	.00 ( 9,250.00)
100-46540-010-000	HILLSIDE CEM. BURIAL FEES	.00	10,400.00	26,500.00	( 16,100.00)	39.25	.00 ( 16,100.00)
100-46540-011-000	HILLSIDE CEM. LOT SALES	.00	6,362.50	2,000.00	4,362.50	318.13	.00 4,362.50
100-46540-012-000	HILLSIDE CEM. DON.,CNTY.P	.00	252.00	252.00	.00	100.00	.00 .00
100-46540-013-000	GREENWOOD CEM. MONUMENT	.00	200.00	.00	200.00	.00	.00 200.00
100-46540-014-000	HILLSIDE CEM. MONUMENT FEE	.00	450.00	.00	450.00	.00	.00 450.00
100-46710-450-000	LIBRARY: FINES / LOST BOOKS	42.85	256.82	.00	256.82	.00	.00 256.82
100-46710-451-000	LIBRARY: TAXABLE	349.24	3,748.57	5,000.00	( 1,251.43)	74.97	.00 ( 1,251.43)
100-46720-670-000	PARK CAMPING FEES	.00	75.00	1,500.00	( 1,425.00)	5.00	.00 ( 1,425.00)
100-46720-671-000	PARK CAMPING FEES TAXABLE	2,348.86	13,698.48	6,000.00	7,698.48	228.31	.00 7,698.48
100-46750-670-000	MUSEUM: STORE SALES TAXABL	1,319.80	14,700.00	18,000.00	( 3,300.00)	81.67	.00 ( 3,300.00)
100-46750-671-000	MUSEUM: PROGRAM FEES	.00	1,755.17	13,000.00	( 11,244.83)	13.50	.00 ( 11,244.83)
100-46750-672-000	MUSEUM: TOUR ADMISSION	5,595.67	33,205.84	26,000.00	7,205.84	127.71	.00 7,205.84
100-46750-673-000	SWIMMING POOL REVENUE	.00	( 1,217.84)	.00	( 1,217.84)	.00	.00 ( 1,217.84)
100-46750-673-100	POOL: DAILY ADMISSIONS	.00	31,221.00	30,000.00	1,221.00	104.07	.00 1,221.00
100-46750-673-101	POOL: SEASONAL PASSES	755.00	23,824.66	24,000.00	( 175.34)	99.27	.00 ( 175.34)
100-46750-673-102	POOL: LESSONS	30.00	21,752.77	15,000.00	6,752.77	145.02	.00 6,752.77
100-46750-673-103	POOL: LIFEGUARD SUPPLIES	.00	.00	500.00	( 500.00)	.00	.00 ( 500.00)
100-46750-673-104	POOL: MISCELLANEOUS	.00	544.00	.00	544.00	.00	.00 544.00
100-46750-673-106	POOL: ZUMBA	.00	1,474.00	900.00	574.00	163.78	.00 574.00
100-46750-674-000	MUNICIPAL POOL SALES/VEND	.00	8,088.36	5,000.00	3,088.36	161.77	.00 3,088.36
100-46750-675-356	RECREATION (OTHER SUMMER)	( 70.00)	.00	.00	.00	.00	.00 .00
100-46750-675-359	SOCCER (YOUTH)	15.00	7,138.98	6,500.00	638.98	109.83	.00 638.98
100-46750-675-361	TBALL & BASEBALL (YOUTH)	.00	4,540.00	105.00	4,435.00	4,323.81	.00 4,435.00
100-46750-675-362	YOUTH DIAMOND SPORTS	.00	9,829.16	4,000.00	5,829.16	245.73	.00 5,829.16
100-46750-675-363	YOUTH DIAMOND SPORTS LATE F	.00	.00	150.00	( 150.00)	.00	.00 ( 150.00)
100-46750-675-374	BASKETBALL (YOUTH)	.00	225.00	400.00	( 175.00)	56.25	.00 ( 175.00)
100-46750-675-389	TENNIS (YOUTH)	.00	135.00	200.00	( 65.00)	67.50	.00 ( 65.00)
100-46750-675-393	DANCE (YOUTH)	30.00	580.00	1,000.00	( 420.00)	58.00	.00 ( 420.00)
100-46750-675-399	GOLF (YOUTH)	.00	3,240.00	100.00	3,140.00	3,240.00	.00 3,140.00
100-46750-676-377	INDOOR VOLLEYBALL (YOUTH)	.00	420.00	300.00	120.00	140.00	.00 120.00
100-46750-676-382	FOOTBALL (YOUTH)	.00	2,957.50	2,000.00	957.50	147.88	.00 957.50
100-46750-676-384	GYMNASTICS (YOUTH)	.00	240.00	200.00	40.00	120.00	.00 40.00

**CITY OF PLATTEVILLE**  
 DETAIL REVENUES WITH COMPARISON TO BUDGET  
 FOR THE 10 MONTHS ENDING OCTOBER 31, 2023

**FUND 100 - GENERAL FUND**

	PERIOD ACTUAL	YTD ACTUAL	BUDGET AMOUNT	VARIANCE	% OF BUDGET	ENC BALANCE	UNENC BALANCE
100-46750-676-385	INTRO TO SPORTS (YOUTH)	30.00	554.67	700.00	( 145.33)	79.24	.00 ( 145.33)
100-46750-676-387	SWIM TEAM (YOUTH)	70.00	5,327.00	4,200.00	1,127.00	126.83	.00 1,127.00
100-46750-677-000	RECREATION TAXABLE	( 71.70)	( 255.34)	.00	( 255.34)	.00	.00 ( 255.34)
100-46750-677-500	PICKLEBALL (ADULT)	.00	.00	500.00	( 500.00)	.00	.00 ( 500.00)
100-46750-677-501	SOFTBALL (ADULT)	.00	.00	1,000.00	( 1,000.00)	.00	.00 ( 1,000.00)
100-46750-677-504	INDOOR VOLLEYBALL (ADULT)	211.00	2,971.00	1,000.00	1,971.00	297.10	.00 1,971.00
100-46750-677-505	SAND VOLLEYBALL (ADULT)	.00	1,200.00	1,350.00	( 150.00)	88.89	.00 ( 150.00)
100-46750-677-508	HORSESHOE ASSOCIATION (ADU	.00	595.00	650.00	( 55.00)	91.54	.00 ( 55.00)
100-46750-677-524	BASKETBALL (ADULT)	266.00	688.00	500.00	188.00	137.60	.00 188.00
100-46750-679-000	VENDING SALES	177.80	631.05	.00	631.05	.00	.00 631.05
100-46750-684-000	POOL RENTAL/LIFEGUARD SER	.00	1,350.00	.00	1,350.00	.00	.00 1,350.00
100-46750-685-000	RECREATION DONATIONS	.00	4,500.00	5,000.00	( 500.00)	90.00	.00 ( 500.00)
100-46750-686-000	PARK DONATIONS	.00	1,759.98	100.00	1,659.98	1,759.98	.00 1,659.98
	<b>TOTAL PUBLIC CHARGES FOR SE</b>	<b>45,485.83</b>	<b>600,601.55</b>	<b>632,783.00</b>	<b>( 32,181.45)</b>	<b>94.91</b>	<b>.00 ( 32,181.45)</b>
	<b>INTERGOVERNMENTAL CHARGE</b>						
100-47230-536-000	UW-P ADMIN FEES	50.00	450.00	300.00	150.00	150.00	.00 150.00
100-47300-240-000	2% FIRE INS. DUES TOWNSHIPS	9,381.91	12,195.39	12,743.00	( 547.61)	95.70	.00 ( 547.61)
100-47300-480-000	FIRE DEPT. INS PMTS.	.00	.00	4,850.00	( 4,850.00)	.00	.00 ( 4,850.00)
100-47300-481-000	FIRE DEPT. FIXED COSTS	.00	.00	76,560.00	( 76,560.00)	.00	.00 ( 76,560.00)
100-47300-482-000	FIRE PER CALL CHARGES (\$450)	450.00	4,950.00	2,700.00	2,250.00	183.33	.00 2,250.00
100-47305-552-000	SCHOOL/CITY CONTRACT	13,658.79	63,869.77	80,588.00	( 16,718.23)	79.25	.00 ( 16,718.23)
100-47310-521-000	CROSSING GUARD SCHOOL REIM	204.54	1,282.65	2,132.00	( 849.35)	60.16	.00 ( 849.35)
	<b>TOTAL INTERGOVERNMENTAL CH</b>	<b>23,745.24</b>	<b>82,747.81</b>	<b>179,873.00</b>	<b>( 97,125.19)</b>	<b>46.00</b>	<b>.00 ( 97,125.19)</b>

**CITY OF PLATTEVILLE**  
 DETAIL REVENUES WITH COMPARISON TO BUDGET  
 FOR THE 10 MONTHS ENDING OCTOBER 31, 2023

**FUND 100 - GENERAL FUND**

	PERIOD ACTUAL	YTD ACTUAL	BUDGET AMOUNT	VARIANCE	% OF BUDGET	ENC BALANCE	UNENC BALANCE	
<u>MISCELLANEOUS REVENUES</u>								
100-48110-810-000	INTEREST GENERAL FUND	18,812.73	274,339.14	94,500.00	179,839.14	290.31	.00	179,839.14
100-48110-811-000	INTEREST LIBRARY FUNDS	110.33	980.85	.00	980.85	.00	.00	980.85
100-48110-815-000	INTEREST GREENWOOD CEMETE	2,078.18	18,477.85	6,840.00	11,637.85	270.14	.00	11,637.85
100-48110-817-000	INTEREST HILLSIDE CEMETERY	484.23	4,281.71	1,416.00	2,865.71	302.38	.00	2,865.71
100-48130-822-000	INTEREST ON SNOW BILLS	5.48	19.34	100.00	( 80.66)	19.34	.00	( 80.66)
100-48200-830-000	CITY BUILDING RENTAL	180.00	1,800.00	2,000.00	( 200.00)	90.00	.00	( 200.00)
100-48200-831-000	CITY BUILDING RENTAL TAXABLE	.00	275.00	200.00	75.00	137.50	.00	75.00
100-48200-832-000	CITY BLDG RENT-OE GRAY-TAXAB	.00	30.00	1,000.00	( 970.00)	3.00	.00	( 970.00)
100-48200-833-000	CITY BLDG RENT-OE GRAY-NONP	.00	10,750.00	36,000.00	( 25,250.00)	29.86	.00	( 25,250.00)
100-48200-840-000	SHELTER RENTAL TAXABLE	119.27	4,489.80	3,500.00	989.80	128.28	.00	989.80
100-48200-841-000	SHELTER RENTAL	.00	100.00	500.00	( 400.00)	20.00	.00	( 400.00)
100-48309-682-000	RECYCLE: SALE OF RECYCLE BIN	30.00	510.00	450.00	60.00	113.33	.00	60.00
100-48309-683-000	SALE OF STREET DEPT ITEMS	19.20	5,544.97	10,000.00	( 4,455.03)	55.45	.00	( 4,455.03)
100-48309-684-000	SALE OF PARK DEPT ITEMS	.00	.00	3,500.00	( 3,500.00)	.00	.00	( 3,500.00)
100-48309-883-000	SALE OF POLICE VEHICLES	6,604.00	6,604.00	.00	6,604.00	.00	.00	6,604.00
100-48400-409-000	INSURANCE-OE GRAY PROP. LOS	.00	907.65	.00	907.65	.00	.00	907.65
100-48400-416-000	INSURANCE-SR CENTER PROP. L	.00	2,870.40	.00	2,870.40	.00	.00	2,870.40
100-48400-418-000	INSURANCE-INFO TECH PROP LO	.00	450.00	.00	450.00	.00	.00	450.00
100-48500-510-000	INTERNSHIP GRANTS	.00	2,000.00	2,000.00	.00	100.00	.00	.00
100-48500-511-000	MISC CITY DONATIONS	2,317.00	4,317.00	.00	4,317.00	.00	.00	4,317.00
100-48500-551-000	MUSEUM: DONATIONS	.00	.00	47,000.00	( 47,000.00)	.00	.00	( 47,000.00)
100-48500-553-000	FORESTRY GRANTS	.00	5,000.00	.00	5,000.00	.00	.00	5,000.00
100-48500-555-000	LIFEGUARD INCENTIVE FUNDS	1,345.70	1,345.70	.00	1,345.70	.00	.00	1,345.70
100-48500-560-000	OTHER POLICE REVENUES	250.00	1,250.00	.00	1,250.00	.00	.00	1,250.00
100-48500-700-000	FREUDENREICH FUND REVENUE	.00	3,241.00	3,200.00	41.00	101.28	.00	41.00
100-48900-870-000	WATER/SEWER CHARGES	.00	.00	6,000.00	( 6,000.00)	.00	.00	( 6,000.00)
100-48900-901-000	POLICE MICELLANEOUS	.00	18,000.00	.00	18,000.00	.00	.00	18,000.00
	<b>TOTAL MISCELLANEOUS REVENU</b>	<b>32,356.12</b>	<b>367,584.41</b>	<b>218,206.00</b>	<b>149,378.41</b>	<b>168.46</b>	<b>.00</b>	<b>149,378.41</b>
<u>OTHER FINANCING SOURCES</u>								
100-49200-013-000	TRNSFR- FREUDENREICH FUND	.00	.00	670.00	( 670.00)	.00	.00	( 670.00)
100-49200-100-000	TRANSFER FROM OTHER FUNDS	.00	.00	75,000.00	( 75,000.00)	.00	.00	( 75,000.00)
100-49210-800-000	GRANT PLATTEVILLE, INC LOAN	1,047.07	10,470.70	12,565.00	( 2,094.30)	83.33	.00	( 2,094.30)
100-49989-000-000	MISCELLANEOUS REVENUE	.00	301.47	.00	301.47	.00	.00	301.47
	<b>TOTAL OTHER FINANCING SOUR</b>	<b>1,047.07</b>	<b>10,772.17</b>	<b>88,235.00</b>	<b>( 77,462.83)</b>	<b>12.21</b>	<b>.00</b>	<b>( 77,462.83)</b>
	<b>TOTAL FUND REVENUE</b>	<b>362,398.79</b>	<b>6,991,772.01</b>	<b>9,324,396.00</b>	<b>(2,332,623.99)</b>	<b>74.98</b>	<b>.00</b>	<b>(2,332,623.99)</b>

**CITY OF PLATTEVILLE**  
 DETAIL EXPENDITURES WITH COMPARISON TO BUDGET  
 FOR THE 10 MONTHS ENDING OCTOBER 31, 2023

**FUND 100 - GENERAL FUND**

		PERIOD ACTUAL	YTD ACTUAL	BUDGET AMOUNT	VARIANCE	% OF BUDGET	ENC BALANCE	UNENC BALANCE
<u>COMMON COUNCIL</u>								
100-51100-210-000	COUNCIL: PROF SERVICES	.00	.00	100.00	100.00	.00	.00	100.00
100-51100-309-000	COUNCIL: POSTAGE	4.50	91.08	100.00	8.92	91.08	.00	8.92
100-51100-320-000	COUNCIL: SUBSCRIPTION & DUE	.00	3,242.27	3,500.00	257.73	92.64	.00	257.73
100-51100-330-000	COUNCIL: TRAVEL & CONFERENC	387.60	337.60	1,000.00	662.40	33.76	.00	662.40
100-51100-340-000	COUNCIL: OPERATING SUPPLIES	818.97	2,467.11	2,000.00	( 467.11)	123.36	.00	( 467.11)
100-51100-341-000	COUNCIL: ADV & PUB	60.20	717.26	1,800.00	1,082.74	39.85	.00	1,082.74
	<b>TOTAL COMMON COUNCIL</b>	<b>1,271.27</b>	<b>6,855.32</b>	<b>8,500.00</b>	<b>1,644.68</b>	<b>80.65</b>	<b>.00</b>	<b>1,644.68</b>
<u>ATTORNEY</u>								
100-51300-210-000	ATTORNEY: PROF SERVICES	3,088.69	27,729.48	35,000.00	7,270.52	79.23	.00	7,270.52
100-51300-215-000	ATTORNEY: SPECIAL COUNSEL	.00	1,105.00	10,000.00	8,895.00	11.05	.00	8,895.00
	<b>TOTAL ATTORNEY</b>	<b>3,088.69</b>	<b>28,834.48</b>	<b>45,000.00</b>	<b>16,165.52</b>	<b>64.08</b>	<b>.00</b>	<b>16,165.52</b>
<u>CITY MANAGER'S OFFICE</u>								
100-51410-110-000	CITY MGR: SALARIES	6,924.00	48,643.41	88,468.00	39,824.59	54.98	.00	39,824.59
100-51410-111-000	CITY MGR: CAR ALLOWANCE	100.00	600.00	1,200.00	600.00	50.00	.00	600.00
100-51410-120-000	CITY MGR: OTHER WAGES	1,669.60	17,088.95	12,426.00	( 4,662.95)	137.53	.00	( 4,662.95)
100-51410-124-000	CITY MGR: OVERTIME	.00	3.39	.00	( 3.39)	.00	.00	( 3.39)
100-51410-131-000	CITY MGR: WRS (ERS)	584.38	4,343.30	6,861.00	2,517.70	63.30	.00	2,517.70
100-51410-132-000	CITY MGR: SOC SEC	517.81	4,161.55	6,329.00	2,167.45	65.75	.00	2,167.45
100-51410-133-000	CITY MGR: MEDICARE	121.09	972.45	1,480.00	507.55	65.71	.00	507.55
100-51410-134-000	CITY MGR: LIFE INS	12.67	90.81	132.00	41.19	68.80	.00	41.19
100-51410-135-000	CITY MGR: HEALTH INS PREMIUM	2,178.33	13,756.91	21,817.00	8,060.09	63.06	.00	8,060.09
100-51410-137-000	CITY MGR: HEALTH INS. CLAIMS	.00	4,631.75	304.00	( 4,327.75)	1,523.60	.00	( 4,327.75)
100-51410-138-000	CITY MGR: DENTAL INS	133.45	814.78	1,329.00	514.22	61.31	.00	514.22
100-51410-139-000	CITY MGR: LONG TERM DISABILIT	79.13	547.93	868.00	320.07	63.13	.00	320.07
100-51410-210-000	CITY MGR: PROF SERVICES	.00	13,955.00	.00	( 13,955.00)	.00	.00	( 13,955.00)
100-51410-300-000	CITY MGR: TELEPHONE	58.81	401.38	725.00	323.62	55.36	.00	323.62
100-51410-309-000	CITY MGR: POSTAGE	.63	4.83	50.00	45.17	9.66	.00	45.17
100-51410-310-000	CITY MGR: OFFICE SUPPLIES	.00	40.00	300.00	260.00	13.33	.00	260.00
100-51410-320-000	CITY MGR: SUBSCRIPTION & DUE	.00	1,025.40	1,700.00	674.60	60.32	.00	674.60
100-51410-327-000	CITY MGR: GRANT WRITING	.00	1,541.25	5,000.00	3,458.75	30.83	.00	3,458.75
100-51410-330-000	CITY MGR: TRAVEL & CONFEREN	.00	701.87	5,000.00	4,298.13	14.04	.00	4,298.13
100-51410-346-000	CITY MGR: COPY MACHINES	49.18	505.85	200.00	( 305.85)	252.93	.00	( 305.85)
100-51410-390-000	CITY MGR: OTHER SUPPLIES & E	2,481.00	3,085.95	.00	( 3,085.95)	.00	.00	( 3,085.95)
100-51410-420-000	CITY MGR: SUNSHINE FUND	.00	1,157.65	3,000.00	1,842.35	38.59	.00	1,842.35
100-51410-998-000	CITY MGR: WAGE/BNFT CONTING	.00	705.00	2,000.00	1,295.00	35.25	.00	1,295.00
100-51410-999-000	CITY MGR: CONTINGENCY FUND	.00	3,086.16	13,200.00	10,113.84	23.38	.00	10,113.84
	<b>TOTAL CITY MANAGER'S OFFICE</b>	<b>14,910.08</b>	<b>121,865.57</b>	<b>172,389.00</b>	<b>50,523.43</b>	<b>70.69</b>	<b>.00</b>	<b>50,523.43</b>



**CITY OF PLATTEVILLE**  
 DETAIL EXPENDITURES WITH COMPARISON TO BUDGET  
 FOR THE 10 MONTHS ENDING OCTOBER 31, 2023

**FUND 100 - GENERAL FUND**

		PERIOD ACTUAL	YTD ACTUAL	BUDGET AMOUNT	VARIANCE	% OF BUDGET	ENC BALANCE	UNENC BALANCE
<u>COMMUNICATIONS</u>								
100-51411-120-000	COMMUNICATION: OTHER WAGE	4,160.00	42,712.41	54,046.00	11,333.59	79.03	.00	11,333.59
100-51411-131-000	COMMUNICATION: WRS (ERS)	282.88	2,963.20	3,675.00	711.80	80.63	.00	711.80
100-51411-132-000	COMMUNICATION: SOC SEC	236.99	2,498.58	3,351.00	852.42	74.56	.00	852.42
100-51411-133-000	COMMUNICATION: MEDICARE	55.42	584.31	784.00	199.69	74.53	.00	199.69
100-51411-134-000	COMMUNICATION: LIFE INS	7.34	72.00	95.00	23.00	75.79	.00	23.00
100-51411-135-000	COMMUNICATION: HEALTH INS P	1,943.75	21,381.25	23,325.00	1,943.75	91.67	.00	1,943.75
100-51411-137-000	COMMUNICATION: HLTH INS CLAI	73.32	111.00	1,581.00	1,470.00	7.02	.00	1,470.00
100-51411-138-000	COMMUNICATION: DENTAL INS	124.41	1,368.51	1,493.00	124.49	91.66	.00	124.49
100-51411-139-000	COMMUNICATION: LONG TERM DI	35.93	395.23	465.00	69.77	85.00	.00	69.77
100-51411-364-000	COMMUNICATION: MARKETING	.00	7,704.04	10,000.00	2,295.96	77.04	.00	2,295.96
	<b>TOTAL COMMUNICATIONS</b>	<b>6,920.04</b>	<b>79,790.53</b>	<b>98,815.00</b>	<b>19,024.47</b>	<b>80.75</b>	<b>.00</b>	<b>19,024.47</b>
<u>CITY CLERK'S OFFICE</u>								
100-51420-110-000	CITY CLERK: SALARIES	5,267.20	53,988.80	68,474.00	14,485.20	78.85	.00	14,485.20
100-51420-120-000	CITY CLERK: OTHER WAGES	2,841.60	29,126.40	37,278.00	8,151.60	78.13	.00	8,151.60
100-51420-131-000	CITY CLERK: WRS (ERS)	551.38	5,782.93	7,191.00	1,408.07	80.42	.00	1,408.07
100-51420-132-000	CITY CLERK: SOC SEC	437.58	4,631.49	6,556.00	1,924.51	70.65	.00	1,924.51
100-51420-133-000	CITY CLERK: MEDICARE	102.34	1,083.19	1,534.00	450.81	70.61	.00	450.81
100-51420-134-000	CITY CLERK: LIFE INS	14.88	146.85	191.00	44.15	76.88	.00	44.15
100-51420-135-000	CITY CLERK: HEALTH INS PREMIU	3,024.54	33,269.94	36,295.00	3,025.06	91.67	.00	3,025.06
100-51420-137-000	CITY CLERK: HEALTH INS. CLAIM	.00	4,788.21	4,140.00	( 648.21)	115.66	.00	( 648.21)
100-51420-138-000	CITY CLERK: DENTAL INS	176.55	1,942.05	2,119.00	176.95	91.65	.00	176.95
100-51420-139-000	CITY CLERK: LONG TERM DISABIL	70.72	777.92	850.00	72.08	91.52	.00	72.08
100-51420-300-000	CITY CLERK: TELEPHONE	8.81	99.21	150.00	50.79	66.14	.00	50.79
100-51420-309-000	CITY CLERK: POSTAGE	20.79	270.58	380.00	109.42	71.21	.00	109.42
100-51420-320-000	CITY CLERK: SUBSCRIPTION & D	.00	130.00	70.00	( 60.00)	185.71	.00	( 60.00)
100-51420-330-000	CITY CLERK: TRAVEL & CONFERE	416.11	2,897.27	3,750.00	852.73	77.26	.00	852.73
100-51420-340-000	CITY CLERK: OPERATING SUPPLI	.00	220.12	600.00	379.88	36.69	.00	379.88
100-51420-345-000	CITY CLERK: DATA PROCESSING	.00	.00	800.00	800.00	.00	.00	800.00
100-51420-346-000	CITY CLERK: COPY MACHINES	196.72	301.77	2,070.00	1,768.23	14.58	.00	1,768.23
100-51420-381-000	CITY CLERK: LICENSE PUBLICATI	.00	384.80	350.00	( 34.80)	109.94	.00	( 34.80)
	<b>TOTAL CITY CLERK'S OFFICE</b>	<b>13,129.22</b>	<b>139,841.53</b>	<b>172,798.00</b>	<b>32,956.47</b>	<b>80.93</b>	<b>.00</b>	<b>32,956.47</b>
<u>ELECTIONS</u>								
100-51440-120-000	ELECTIONS: OTHER WAGES	.00	5,024.00	4,000.00	( 1,024.00)	125.60	.00	( 1,024.00)
100-51440-132-000	ELECTIONS: SOC SEC	.00	.00	100.00	100.00	.00	.00	100.00
100-51440-133-000	ELECTIONS: MEDICARE	.00	.00	25.00	25.00	.00	.00	25.00
100-51440-309-000	ELECTIONS: POSTAGE	51.03	822.62	350.00	( 472.62)	235.03	.00	( 472.62)
100-51440-311-000	ELECTIONS: VOTING MACH. MAIN	.00	913.76	2,600.00	1,686.24	35.14	.00	1,686.24
100-51440-340-000	ELECTIONS: OPERATING SUPPLI	13.19	1,260.63	3,500.00	2,239.37	36.02	.00	2,239.37
100-51440-341-000	ELECTIONS: ADV & PUB	.00	454.35	200.00	( 254.35)	227.18	.00	( 254.35)
	<b>TOTAL ELECTIONS</b>	<b>64.22</b>	<b>8,475.36</b>	<b>10,775.00</b>	<b>2,299.64</b>	<b>78.66</b>	<b>.00</b>	<b>2,299.64</b>

**CITY OF PLATTEVILLE**  
 DETAIL EXPENDITURES WITH COMPARISON TO BUDGET  
 FOR THE 10 MONTHS ENDING OCTOBER 31, 2023

**FUND 100 - GENERAL FUND**

	PERIOD ACTUAL	YTD ACTUAL	BUDGET AMOUNT	VARIANCE	% OF BUDGET	ENC BALANCE	UNENC BALANCE	
<u>INFORMATION TECHNOLOGY</u>								
100-51450-210-000	INFO TECH: PROFESS SERVICES	.00	52,817.00	87,350.00	34,533.00	60.47	.00	34,533.00
100-51450-240-000	INFO TECH: REPAIR & MAINT	91.76	975.41	1,000.00	24.59	97.54	.00	24.59
100-51450-340-000	INFO TECH: OPERATING SUPPLIE	.00	6,168.39	14,700.00	8,531.61	41.96	.00	8,531.61
100-51450-345-000	INFO TECH: DATA PROCESSING	219.92	2,419.16	33,200.00	30,780.84	7.29	.00	30,780.84
100-51450-500-000	INFO TECH: OUTLAY	.00	7,530.16	23,190.00	15,659.84	32.47	.00	15,659.84
	<b>TOTAL INFORMATION TECHNOLO</b>	<b>311.68</b>	<b>69,910.12</b>	<b>159,440.00</b>	<b>89,529.88</b>	<b>43.85</b>	<b>.00</b>	<b>89,529.88</b>
<u>ADMINISTRATIVE EXPENSES</u>								
100-51451-110-000	ADMIN DIRECTOR: SALARIES	4,475.84	50,254.26	58,200.00	7,945.74	86.35	.00	7,945.74
100-51451-120-000	ADMIN DIRECTOR: OTHER WAGE	4,523.04	46,361.20	52,276.00	5,914.80	88.69	.00	5,914.80
100-51451-131-000	ADMIN DIRECTOR: WRS (ERS)	611.92	6,699.04	7,513.00	813.96	89.17	.00	813.96
100-51451-132-000	ADMIN DIRECTOR: SOC SEC	523.71	5,781.60	6,849.00	1,067.40	84.42	.00	1,067.40
100-51451-133-000	ADMIN DIRECTOR: MEDICARE	122.49	1,352.27	1,602.00	249.73	84.41	.00	249.73
100-51451-134-000	ADMIN DIRECTOR: LIFE INS	30.46	245.79	387.00	141.21	63.51	.00	141.21
100-51451-135-000	ADMIN DIRECTOR: HEALTH INS P	3,045.86	33,504.46	34,210.00	705.54	97.94	.00	705.54
100-51451-137-000	ADMIN DIRECTOR: HEALTH INS C	.00	2,967.18	4,844.00	1,876.82	61.25	.00	1,876.82
100-51451-138-000	ADMIN DIRECTOR: DENTAL INS	194.96	2,144.56	1,662.00	( 482.56)	129.03	( 482.56)	
100-51451-139-000	ADMIN DIRECTOR: LONG TERM DI	68.96	774.56	951.00	176.44	81.45	.00	176.44
100-51451-320-000	ADMIN DIRECTOR: SUBSCR/DUES	.00	50.00	650.00	600.00	7.69	.00	600.00
100-51451-330-000	ADMIN DIRECTOR: TRAVEL/CONF.	.00	1,022.06	4,450.00	3,427.94	22.97	.00	3,427.94
100-51451-340-000	ADMIN DIRECTOR: SUPPLIES	548.87	8,179.04	7,500.00	( 679.04)	109.05	( 679.04)	
100-51451-500-000	ADMIN DIRECTOR: OUTLAY	.00	.00	4,000.00	4,000.00	.00	.00	4,000.00
	<b>TOTAL ADMINISTRATIVE EXPENS</b>	<b>14,146.11</b>	<b>159,336.02</b>	<b>185,094.00</b>	<b>25,757.98</b>	<b>86.08</b>	<b>.00</b>	<b>25,757.98</b>
<u>ADMINISTRATIVE TELEPHONE</u>								
100-51452-300-000	TELEPHONE	533.54	3,861.26	4,564.00	702.74	84.60	.00	702.74
	<b>TOTAL ADMINISTRATIVE TELEPH</b>	<b>533.54</b>	<b>3,861.26</b>	<b>4,564.00</b>	<b>702.74</b>	<b>84.60</b>	<b>.00</b>	<b>702.74</b>

**CITY OF PLATTEVILLE**  
 DETAIL EXPENDITURES WITH COMPARISON TO BUDGET  
 FOR THE 10 MONTHS ENDING OCTOBER 31, 2023

**FUND 100 - GENERAL FUND**

	PERIOD ACTUAL	YTD ACTUAL	BUDGET AMOUNT	VARIANCE	% OF BUDGET	ENC BALANCE	UNENC BALANCE
<u>CITY TREASURER</u>							
100-51510-110-000	FINANCE: SALARIES	2,564.80	26,236.97	33,339.00	7,102.03	78.70	.00 7,102.03
100-51510-120-000	FINANCE: OTHER WAGES	7,478.40	75,736.68	96,460.00	20,723.32	78.52	.00 20,723.32
100-51510-124-000	FINANCE: OVERTIME	367.38	6,882.83	200.00	( 6,682.83)	3,441.42	.00 ( 6,682.83)
100-51510-131-000	FINANCE: WRS (ERS)	707.94	7,572.36	8,840.00	1,267.64	85.66	.00 1,267.64
100-51510-132-000	FINANCE: SOC SEC	601.50	6,464.02	8,060.00	1,595.98	80.20	.00 1,595.98
100-51510-133-000	FINANCE: MEDICARE	140.68	1,511.73	1,884.00	372.27	80.24	.00 372.27
100-51510-134-000	FINANCE: LIFE INS	14.43	131.30	111.00	( 20.30)	118.29	.00 ( 20.30)
100-51510-135-000	FINANCE: HEALTH INS PREMIUM	3,585.88	39,444.68	34,988.00	( 4,456.68)	112.74	.00 ( 4,456.68)
100-51510-137-000	FINANCE: HEALTH INS. CLAIMS	.00	5,720.60	1,948.00	( 3,772.60)	293.67	.00 ( 3,772.60)
100-51510-138-000	FINANCE: DENTAL INS	222.72	2,449.92	2,673.00	223.08	91.65	.00 223.08
100-51510-139-000	FINANCE: LONG TERM DISABILI	84.96	886.51	1,117.00	230.49	79.37	.00 230.49
100-51510-210-000	FINANCE: PROF SERVICES	.00	26,281.00	20,500.00	( 5,781.00)	128.20	.00 ( 5,781.00)
100-51510-309-000	FINANCE: POSTAGE	72.89	1,774.66	3,500.00	1,725.34	50.70	.00 1,725.34
100-51510-320-000	FINANCE: SUBSCRIPTION & DUE	.00	.00	275.00	275.00	.00	.00 275.00
100-51510-327-000	FINANCE: SUPPORT USER FEES	.00	10,214.00	12,500.00	2,286.00	81.71	.00 2,286.00
100-51510-330-000	FINANCE: TRAVEL & CONFERENC	.00	1,118.85	2,000.00	881.15	55.94	.00 881.15
100-51510-340-000	FINANCE: OPERATING SUPPLIES	551.95	752.50	3,000.00	2,247.50	25.08	.00 2,247.50
100-51510-346-000	FINANCE: COPY MACHINES	86.92	266.43	1,200.00	933.57	22.20	.00 933.57
100-51510-500-000	FINANCE: OUTLAY	2,769.43	7,700.27	.00	( 7,700.27)	.00	.00 ( 7,700.27)
	<b>TOTAL CITY TREASURER</b>	<b>19,249.88</b>	<b>221,145.31</b>	<b>232,595.00</b>	<b>11,449.69</b>	<b>95.08</b>	<b>.00 11,449.69</b>
<u>ASSESSOR</u>							
100-51530-126-000	ASSESSOR: BOARD OF REVIEW	.00	.00	100.00	100.00	.00	.00 100.00
100-51530-132-000	ASSESSOR: SOC SEC	.00	.00	6.00	6.00	.00	.00 6.00
100-51530-133-000	ASSESSOR: MEDICARE	.00	.00	1.00	1.00	.00	.00 1.00
100-51530-210-000	ASSESSOR: PROF SERVICES	9,159.10	28,886.40	31,000.00	2,113.60	93.18	.00 2,113.60
100-51530-330-000	ASSESSOR: TRAVEL & CONFERE	.00	42.20	.00	( 42.20)	.00	.00 ( 42.20)
100-51530-341-000	ASSESSOR: ADV & PUB	.00	299.70	300.00	.30	99.90	.00 .30
100-51530-412-000	ASSESSOR:ST. MANUFACTURING	.00	440.26	450.00	9.74	97.84	.00 9.74
	<b>TOTAL ASSESSOR</b>	<b>9,159.10</b>	<b>29,668.56</b>	<b>31,857.00</b>	<b>2,188.44</b>	<b>93.13</b>	<b>.00 2,188.44</b>

**CITY OF PLATTEVILLE**  
 DETAIL EXPENDITURES WITH COMPARISON TO BUDGET  
 FOR THE 10 MONTHS ENDING OCTOBER 31, 2023

**FUND 100 - GENERAL FUND**

	PERIOD ACTUAL	YTD ACTUAL	BUDGET AMOUNT	VARIANCE	% OF BUDGET	ENC BALANCE	UNENC BALANCE
<u>MUNICIPAL BUILDING</u>							
100-51600-120-000	BLDG SVCS: OTHER WAGES	7,362.94	70,293.13	94,792.00	24,498.87	74.16	.00 24,498.87
100-51600-124-000	BLDG SVCS: OVERTIME	.00	380.25	.00	( 380.25)	.00	.00 ( 380.25)
100-51600-131-000	BLDG SVCS: WRS (ERS)	367.74	3,707.60	4,303.00	595.40	86.16	.00 595.40
100-51600-132-000	BLDG SVCS: SOC SEC	456.68	4,462.91	5,877.00	1,414.09	75.94	.00 1,414.09
100-51600-133-000	BLDG SVCS: MEDICARE	106.80	1,043.76	1,374.00	330.24	75.97	.00 330.24
100-51600-134-000	BLDG SVCS: LIFE INS	14.26	142.60	210.00	67.40	67.90	.00 67.40
100-51600-139-000	BLDG SVCS: LONG TERM DIS	36.91	438.06	544.00	105.94	80.53	.00 105.94
100-51600-210-000	BLDG SVCS: PROF SERVICES	235.00	13,912.46	15,000.00	1,087.54	92.75	.00 1,087.54
100-51600-220-000	BLDG SVCS: GAS,OIL,REPAIR	.00	381.40	325.00	( 56.40)	117.35	.00 ( 56.40)
100-51600-300-000	BLDG SVCS: TELEPHONE	130.01	648.30	550.00	( 98.30)	117.87	.00 ( 98.30)
100-51600-314-000	BLDG SVCS: UTILITY,REFUSE	1,401.04	20,597.49	29,000.00	8,402.51	71.03	.00 8,402.51
100-51600-340-000	BLDG SVCS: OPERAT. SUPPLY	35.00	1,812.63	4,500.00	2,687.37	40.28	.00 2,687.37
100-51600-347-000	BLDG SVCS: VENDING SUPPLIES	50.94	876.71	.00	( 876.71)	.00	.00 ( 876.71)
100-51600-350-000	BLDG SVCS: BLDG & GROUNDS	626.60	7,262.37	13,000.00	5,737.63	55.86	.00 5,737.63
100-51600-380-000	BLDG SVCS: VEHICLE INS	.00	453.00	500.00	47.00	90.60	.00 47.00
100-51600-500-000	BLDG SVCS: OUTLAY	.00	704.85	15,000.00	14,295.15	4.70	.00 14,295.15
	<b>TOTAL MUNICIPAL BUILDING</b>	<b>10,823.92</b>	<b>127,117.52</b>	<b>184,975.00</b>	<b>57,857.48</b>	<b>68.72</b>	<b>.00 57,857.48</b>
<u>OE GRAY</u>							
100-51650-120-000	OE GRAY: OTHER WAGES	.00	6,836.74	16,728.00	9,891.26	40.87	.00 9,891.26
100-51650-131-000	OE GRAY: WRS (ERS)	.00	219.23	478.00	258.77	45.86	.00 258.77
100-51650-132-000	OE GRAY: SOC SEC	.00	426.68	1,037.00	610.32	41.15	.00 610.32
100-51650-133-000	OE GRAY: MEDICARE	.00	99.79	243.00	143.21	41.07	.00 143.21
100-51650-134-000	OE GRAY: LIFE INS	.00	.00	25.00	25.00	.00	.00 25.00
100-51650-139-000	OE GRAY: LONG TERM DIS	.00	.00	60.00	60.00	.00	.00 60.00
100-51650-210-000	OE GRAY: PROF SERVICES	.00	298.53	4,000.00	3,701.47	7.46	.00 3,701.47
100-51650-314-000	OE GRAY: UTILITY/REFUSE	1,104.77	23,072.98	30,000.00	6,927.02	76.91	.00 6,927.02
100-51650-340-000	OE GRAY: OPERATING SUPPLIES	.00	117.82	250.00	132.18	47.13	.00 132.18
100-51650-350-000	OE GRAY: BLDG & GROUNDS	.00	.00	2,000.00	2,000.00	.00	.00 2,000.00
	<b>TOTAL OE GRAY</b>	<b>1,104.77</b>	<b>31,071.77</b>	<b>54,821.00</b>	<b>23,749.23</b>	<b>56.68</b>	<b>.00 23,749.23</b>
<u>ERRONEOUS TAXES</u>							
100-51910-008-000	ERRONEOUS TAXES	.00	.00	250.00	250.00	.00	.00 250.00
	<b>TOTAL ERRONEOUS TAXES</b>	<b>.00</b>	<b>.00</b>	<b>250.00</b>	<b>250.00</b>	<b>.00</b>	<b>.00 250.00</b>
<u>JUDGMENTS &amp; LOSSES</u>							
100-51920-001-000	JUDGMENTS & LOSSES	.00	1,235.86	1,000.00	( 235.86)	123.59	.00 ( 235.86)
	<b>TOTAL JUDGMENTS &amp; LOSSES</b>	<b>.00</b>	<b>1,235.86</b>	<b>1,000.00</b>	<b>( 235.86)</b>	<b>123.59</b>	<b>.00 ( 235.86)</b>

**CITY OF PLATTEVILLE**  
 DETAIL EXPENDITURES WITH COMPARISON TO BUDGET  
 FOR THE 10 MONTHS ENDING OCTOBER 31, 2023

**FUND 100 - GENERAL FUND**

	PERIOD ACTUAL	YTD ACTUAL	BUDGET AMOUNT	VARIANCE	% OF BUDGET	ENC BALANCE	UNENC BALANCE	
<u>INSURANCES</u>								
100-51930-380-000	INS: PROPERTY & LIABILITY INSU	.00	103,288.00	113,255.00	9,967.00	91.20	.00	9,967.00
100-51930-390-000	INS: WORKERS COMPENSATION	.00	75,312.00	72,507.00	( 2,805.00)	103.87	.00	( 2,805.00)
100-51930-400-000	INS: EMPLOYEES BOND	.00	1,688.75	1,700.00	11.25	99.34	.00	11.25
100-51930-415-000	INS: FLEX SYSTEM & HRA SETUP	669.02	5,957.55	7,315.00	1,357.45	81.44	.00	1,357.45
	<b>TOTAL INSURANCES</b>	<b>669.02</b>	<b>186,246.30</b>	<b>194,777.00</b>	<b>8,530.70</b>	<b>95.62</b>	<b>.00</b>	<b>8,530.70</b>

**CITY OF PLATTEVILLE**  
 DETAIL EXPENDITURES WITH COMPARISON TO BUDGET  
 FOR THE 10 MONTHS ENDING OCTOBER 31, 2023

**FUND 100 - GENERAL FUND**

	PERIOD		BUDGET		% OF	ENC	UNENC
	ACTUAL	YTD ACTUAL	AMOUNT	VARIANCE	BUDGET	BALANCE	BALANCE
<u>POLICE DEPARTMENT</u>							
100-52100-110-000	POLICE: SALARIES	14,779.20	137,618.50	191,645.00	54,026.50	71.81	.00 54,026.50
100-52100-111-000	POLICE: CAR ALLOWANCE(CHIEF)	191.67	1,916.70	2,300.00	383.30	83.33	.00 383.30
100-52100-114-000	POLICE: OTHER POLICE OFF. WA	94,981.57	973,029.38	1,247,618.00	274,588.62	77.99	.00 274,588.62
100-52100-115-000	POLICE: OVERTIME POLICE WAG	4,544.19	45,414.28	36,000.00	( 9,414.28)	126.15	.00 ( 9,414.28)
100-52100-117-000	POLICE: DISPATCHER WAGES	18,423.18	198,474.29	227,553.00	29,078.71	87.22	.00 29,078.71
100-52100-118-000	POLICE: DISPATCHER OVERTIME	129.03	1,780.56	7,000.00	5,219.44	25.44	.00 5,219.44
100-52100-119-000	POLICE: SCHOOL PATROL WAGES	400.00	2,740.00	3,960.00	1,220.00	69.19	.00 1,220.00
100-52100-120-000	POLICE: OTHER WAGES	1,424.00	9,879.25	16,890.00	7,010.75	58.49	.00 7,010.75
100-52100-124-000	POLICE: OVERTIME	.00	57.21	500.00	442.79	11.44	.00 442.79
100-52100-129-000	POLICE: PROT. WRF (ERS)	14,172.37	146,901.36	182,894.00	35,992.64	80.32	.00 35,992.64
100-52100-131-000	POLICE: WRS (ERS)	1,744.42	18,076.79	22,228.00	4,151.21	81.32	.00 4,151.21
100-52100-132-000	POLICE: SOC SEC	7,880.64	82,424.65	107,478.00	25,053.35	76.69	.00 25,053.35
100-52100-133-000	POLICE: MEDICARE	1,843.09	19,276.71	25,133.00	5,856.29	76.70	.00 5,856.29
100-52100-134-000	POLICE: LIFE INS	183.56	1,715.58	2,679.00	963.42	64.04	.00 963.42
100-52100-135-000	POLICE: HEALTH INS PREMIUMS	38,105.55	421,489.99	462,762.00	41,272.01	91.08	.00 41,272.01
100-52100-137-000	POLICE: HEALTH INS. CLAIMS CU	1,140.50	45,833.57	48,609.00	2,775.43	94.29	.00 2,775.43
100-52100-138-000	POLICE: DENTAL INS	2,533.88	28,268.51	30,032.00	1,763.49	94.13	.00 1,763.49
100-52100-139-000	POLICE: LONG TERM DISABILITY	1,091.43	11,840.73	13,769.00	1,928.27	86.00	.00 1,928.27
100-52100-210-000	POLICE: PROF SERVICES	1,801.00	37,437.71	44,800.00	7,362.29	83.57	.00 7,362.29
100-52100-221-000	POLICE: GAS & OIL	6.85	19,036.63	25,000.00	5,963.37	76.15	.00 5,963.37
100-52100-230-000	POLICE: REPAIR OF VEHICLES	548.00	6,003.79	14,500.00	8,496.21	41.41	.00 8,496.21
100-52100-259-000	POLICE: WITNESS FEES	.00	.00	500.00	500.00	.00	.00 500.00
100-52100-260-000	POLICE: MISCELLANEOUS	56.00	20,206.59	5,000.00	( 15,206.59)	404.13	.00 ( 15,206.59)
100-52100-263-000	POLICE: POLICE & FIRE COMMISS	35.00	1,927.75	6,000.00	4,072.25	32.13	.00 4,072.25
100-52100-300-000	POLICE: TELEPHONE	4,464.90	16,800.86	25,000.00	8,199.14	67.20	.00 8,199.14
100-52100-310-000	POLICE: OFFICE SUPPLIES	247.78	3,468.88	9,000.00	5,531.12	38.54	.00 5,531.12
100-52100-311-000	POLICE: RADIO MAINTENANCE	1,898.10	7,936.28	13,350.00	5,413.72	59.45	.00 5,413.72
100-52100-312-000	POLICE: TIME SYSTEM TERMINAL	2,352.25	11,159.00	13,000.00	1,841.00	85.84	.00 1,841.00
100-52100-314-000	POLICE: UTILITIES & REFUSE	2,755.98	29,291.01	39,500.00	10,208.99	74.15	.00 10,208.99
100-52100-330-000	POLICE: TRAINING, TRAVEL, CON	3,023.20	21,875.89	14,500.00	( 7,375.89)	150.87	.00 ( 7,375.89)
100-52100-334-000	POLICE: ORDNANCE/MUNITION	.00	4,795.60	8,000.00	3,204.40	59.95	3,000.00 204.40
100-52100-335-000	POLICE: UNIFORM ALLOWANCE	758.14	12,089.96	17,300.00	5,210.04	69.88	.00 5,210.04
100-52100-340-000	POLICE: OPERATING SUPPLIES	737.28	9,083.22	15,000.00	5,916.78	60.55	.00 5,916.78
100-52100-345-000	POLICE: DATA PROCESSING	883.44	6,543.67	19,300.00	12,756.33	33.91	.00 12,756.33
100-52100-350-000	POLICE: BUILDING,GROUND	1,020.37	7,824.84	11,500.00	3,675.16	68.04	.00 3,675.16
100-52100-360-000	POLICE: TOWING	2,460.00	4,937.00	3,000.00	( 1,937.00)	164.57	.00 ( 1,937.00)
100-52100-370-000	POLICE: PARKING ENFORCEMEN	131.91	1,119.08	4,300.00	3,180.92	26.03	.00 3,180.92
100-52100-380-000	POLICE: VEHICLE INSURANCE	.00	14,650.00	12,000.00	( 2,650.00)	122.08	.00 ( 2,650.00)
100-52100-401-000	POLICE: ANIMAL CONTROL	902.18	2,902.18	2,000.00	( 902.18)	145.11	.00 ( 902.18)
100-52100-409-000	POLICE: COMMUNITY POLICING	211.32	211.32	1,000.00	788.68	21.13	.00 788.68
100-52100-460-000	POLICE: DONATIONS SPENT	.00	2,385.01	.00	( 2,385.01)	.00	.00 ( 2,385.01)
100-52100-500-000	POLICE: OUTLAY	725.00	7,619.55	15,000.00	7,380.45	50.80	2,450.15 4,930.30
<b>TOTAL POLICE DEPARTMENT</b>		<b>228,586.98</b>	<b>2,396,043.88</b>	<b>2,947,600.00</b>	<b>551,556.12</b>	<b>81.29</b>	<b>5,450.15 546,105.97</b>

**CITY OF PLATTEVILLE**  
 DETAIL EXPENDITURES WITH COMPARISON TO BUDGET  
 FOR THE 10 MONTHS ENDING OCTOBER 31, 2023

**FUND 100 - GENERAL FUND**

	PERIOD ACTUAL	YTD ACTUAL	BUDGET AMOUNT	VARIANCE	% OF BUDGET	ENC BALANCE	UNENC BALANCE
<u>FIRE DEPARTMENT</u>							
100-52200-110-000	FIRE DEPT: SALARIES	5,926.40	60,745.60	77,043.00	16,297.40	78.85	.00 16,297.40
100-52200-120-000	FIRE DEPT: OTHER WAGES	4,409.62	45,353.81	52,979.00	7,625.19	85.61	.00 7,625.19
100-52200-129-000	FIRE DEPT: PROT. WRF (ERS)	783.48	8,217.22	10,185.00	1,967.78	80.68	.00 1,967.78
100-52200-131-000	FIRE DEPT: WRS (ERS)	299.86	3,145.45	3,349.00	203.55	93.92	.00 203.55
100-52200-132-000	FIRE DEPT: SOC SEC	607.41	6,434.58	8,062.00	1,627.42	79.81	.00 1,627.42
100-52200-133-000	FIRE DEPT: MEDICARE	142.06	1,504.91	1,885.00	380.09	79.84	.00 380.09
100-52200-134-000	FIRE DEPT: LIFE INS	18.00	166.35	198.00	31.65	84.02	.00 31.65
100-52200-135-000	FIRE DEPT: HEALTH INS PREMIUM	3,384.80	32,608.00	31,368.00	( 1,240.00)	103.95	.00 ( 1,240.00)
100-52200-137-000	FIRE DEPT: HEALTH INS. CLAIMS	7.66	4,217.10	3,175.00	( 1,042.10)	132.82	.00 ( 1,042.10)
100-52200-138-000	FIRE DEPT: DENTAL INS	193.93	1,899.29	1,926.00	26.71	98.61	.00 26.71
100-52200-139-000	FIRE DEPT: LONG TERM DISABILI	85.33	938.63	1,087.00	148.37	86.35	.00 148.37
100-52200-205-000	FIRE DEPT: CONTRACTUAL	2,400.00	20,467.80	22,300.00	1,832.20	91.78	.00 1,832.20
100-52200-211-000	FIRE DEPT: SMALL EQUIP. & SUPP	291.02	1,875.64	3,100.00	1,224.36	60.50	.00 1,224.36
100-52200-221-000	FIRE DEPT: GAS & OIL	25.98	4,892.37	8,250.00	3,357.63	59.30	.00 3,357.63
100-52200-230-000	FIRE DEPT: REPAIR OF VEHICLES	1,641.79	8,095.09	8,750.00	654.91	92.52	.00 654.91
100-52200-300-000	FIRE DEPT: TELEPHONE	360.74	2,538.54	3,500.00	961.46	72.53	.00 961.46
100-52200-308-000	FIRE DEPT: PUBLICATIONS	198.00	449.18	500.00	50.82	89.84	.00 50.82
100-52200-310-000	FIRE DEPT: OFFICE SUPPLIES	.00	557.70	1,100.00	542.30	50.70	.00 542.30
100-52200-311-000	FIRE DEPT: RADIO MAINTENANCE	375.37	2,699.04	3,500.00	800.96	77.12	.00 800.96
100-52200-314-000	FIRE DEPT: UTILITIES & REFUSE	662.01	8,839.72	13,000.00	4,160.28	68.00	.00 4,160.28
100-52200-330-000	FIRE DEPT: TRAVEL & CONFEREN	830.02	1,555.02	3,000.00	1,444.98	51.83	.00 1,444.98
100-52200-335-000	FIRE DEPT: UNIFORM ALLOWANC	132.84	162.44	1,500.00	1,337.56	10.83	.00 1,337.56
100-52200-340-000	FIRE DEPT: OPERATING SUPPLIE	435.68	1,211.38	4,000.00	2,788.62	30.28	.00 2,788.62
100-52200-345-000	FIRE DEPT: DATA PROCESSING	.00	845.93	1,200.00	354.07	70.49	.00 354.07
100-52200-350-000	FIRE DEPT: BUILDINGS & GROUN	94.99	1,724.71	3,000.00	1,275.29	57.49	.00 1,275.29
100-52200-355-000	FIRE DEPT: SAFETY ITEMS	.00	.00	250.00	250.00	.00	.00 250.00
100-52200-356-000	FIRE DEPT: ROPES/RESCUE EQUI	.00	1,177.68	850.00	( 327.68)	138.55	.00 ( 327.68)
100-52200-380-000	FIRE DEPT: VEHICLE INSURANCE	.00	10,021.00	10,000.00	( 21.00)	100.21	.00 ( 21.00)
100-52200-402-000	FIRE DEPT: WI ST FIREMEN INS	.00	1,270.00	1,500.00	230.00	84.67	.00 230.00
100-52200-406-000	FIRE DEPT: TETANUS & FLU SHOT	.00	.00	750.00	750.00	.00	.00 750.00
100-52200-442-000	FIRE DEPT: LENGTH OF SERVICE	.00	1,458.00	7,365.00	5,907.00	19.80	.00 5,907.00
100-52200-460-000	FIRE DEPT: MEMBER APPRECIATI	17,750.00	17,750.00	17,750.00	.00	100.00	.00 .00
100-52200-470-000	FIRE DEPT: FIRE PREVENTION	1,117.09	1,432.77	3,000.00	1,567.23	47.76	.00 1,567.23
100-52200-500-000	FIRE DEPT: OUTLAY	.00	2,189.58	7,126.00	4,936.42	30.73	.00 4,936.42
100-52200-501-000	FIRE DEPT: SAFETY UNIFORMS O	.00	14,297.70	18,000.00	3,702.30	79.43	11,138.40 ( 7,436.10)
100-52200-535-000	FIRE DEPT: VEHICLE LEASE	710.20	7,102.00	7,802.00	700.00	91.03	.00 700.00
	<b>TOTAL FIRE DEPARTMENT</b>	<b>42,884.28</b>	<b>277,844.23</b>	<b>342,350.00</b>	<b>64,505.77</b>	<b>81.16</b>	<b>11,138.40 53,367.37</b>
<u>AMBULANCE</u>							
100-52300-900-000	AMBULANCE: PAYMENT TO SWHC	.00	.00	119,000.00	119,000.00	.00	.00 119,000.00
	<b>TOTAL AMBULANCE</b>	<b>.00</b>	<b>.00</b>	<b>119,000.00</b>	<b>119,000.00</b>	<b>.00</b>	<b>.00 119,000.00</b>

**CITY OF PLATTEVILLE**  
 DETAIL EXPENDITURES WITH COMPARISON TO BUDGET  
 FOR THE 10 MONTHS ENDING OCTOBER 31, 2023

**FUND 100 - GENERAL FUND**

	PERIOD ACTUAL	YTD ACTUAL	BUDGET AMOUNT	VARIANCE	% OF BUDGET	ENC BALANCE	UNENC BALANCE
<u>BUILDING INSPECTION</u>							
100-52400-110-000	BLDG INSP: SALARIES	.00	.00	16,729.00	16,729.00	.00	16,729.00
100-52400-111-000	BLDG INSP: CAR ALLOWANCE	100.00	1,000.00	1,200.00	200.00	83.33	200.00
100-52400-120-000	BLDG INSP: OTHER WAGES	4,766.40	48,855.60	61,963.00	13,107.40	78.85	13,107.40
100-52400-124-000	BLDG INSP: OVERTIME	804.33	10,914.29	6,000.00	( 4,914.29)	181.90	( 4,914.29)
100-52400-131-000	BLDG INSP: WRS (ERS	378.81	4,141.52	4,621.00	479.48	89.62	479.48
100-52400-132-000	BLDG INSP: SOC SEC	338.81	3,710.35	4,288.00	577.65	86.53	577.65
100-52400-133-000	BLDG INSP: MEDICARE	79.24	867.76	1,002.00	134.24	86.60	134.24
100-52400-135-000	BLDG INSP: HEALTH INS PREMIU	1,441.05	15,851.55	17,293.00	1,441.45	91.66	1,441.45
100-52400-137-000	BLDG INSP: HEALTH INS. CLAIMS	262.35	3,025.85	2,620.00	( 405.85)	115.49	( 405.85)
100-52400-138-000	BLDG INSP: DENTAL INS	69.52	764.72	834.00	69.28	91.69	69.28
100-52400-139-000	BLDG INSP: LONG TERM DISABILI	41.23	453.53	533.00	79.47	85.09	79.47
100-52400-261-000	BLDG INSP: INSPECTOR CERTIFI	.00	40.00	1,400.00	1,360.00	2.86	1,360.00
100-52400-310-000	BLDG INSP: OFFICE SUPPLIES	.00	584.92	.00	( 584.92)	.00	( 584.92)
100-52400-320-000	BLDG INSP: SUBSCRIPTION & DU	.00	.00	350.00	350.00	.00	350.00
100-52400-330-000	BLDG INSP: TRAVEL & CONFEREN	.00	.00	1,000.00	1,000.00	.00	1,000.00
	<b>TOTAL BUILDING INSPECTION</b>	<b>8,281.74</b>	<b>90,210.09</b>	<b>119,833.00</b>	<b>29,622.91</b>	<b>75.28</b>	<b>29,622.91</b>
<u>SEALER WEIGHTS/MEASURES</u>							
100-52410-343-000	WEIGHTS & MEASURES	.00	2,400.00	3,200.00	800.00	75.00	800.00
	<b>TOTAL SEALER WEIGHTS/MEASU</b>	<b>.00</b>	<b>2,400.00</b>	<b>3,200.00</b>	<b>800.00</b>	<b>75.00</b>	<b>800.00</b>
<u>EMERGENCY MANAGEMENT</u>							
100-52900-314-000	EMERG MGMT: UTILITY, REFUSE	9.28	87.80	100.00	12.20	87.80	12.20
100-52900-344-000	EMERG MGMT: REPAIR & MAINTEN	.00	2,417.87	2,000.00	( 417.87)	120.89	( 417.87)
	<b>TOTAL EMERGENCY MANAGEME</b>	<b>9.28</b>	<b>2,505.67</b>	<b>2,100.00</b>	<b>( 405.67)</b>	<b>119.32</b>	<b>( 405.67)</b>



**CITY OF PLATTEVILLE**  
 DETAIL EXPENDITURES WITH COMPARISON TO BUDGET  
 FOR THE 10 MONTHS ENDING OCTOBER 31, 2023

**FUND 100 - GENERAL FUND**

	PERIOD ACTUAL	YTD ACTUAL	BUDGET AMOUNT	VARIANCE	% OF BUDGET	ENC BALANCE	UNENC BALANCE
<u>STREET ADMINISTRATION</u>							
100-53100-110-000	STR ADMIN: SALARIES	3,558.40	32,354.09	41,633.00	9,278.91	77.71	.00 9,278.91
100-53100-111-000	STR ADMIN: CAR ALLOWANCE	118.92	1,189.20	1,427.00	237.80	83.34	.00 237.80
100-53100-120-000	STR ADMIN: OTHER WAGES	722.40	7,380.15	9,370.00	1,989.85	78.76	.00 1,989.85
100-53100-124-000	STR ADMIN: OVERTIME	.00	3.39	.00	( 3.39)	.00	( 3.39)
100-53100-131-000	STR ADMIN: WRS (ERS)	291.10	2,775.81	3,468.00	692.19	80.04	.00 692.19
100-53100-132-000	STR ADMIN: SOC SEC	259.73	2,469.81	3,250.00	780.19	75.99	.00 780.19
100-53100-133-000	STR ADMIN: MEDICARE	60.74	577.62	761.00	183.38	75.90	.00 183.38
100-53100-134-000	STR ADMIN: LIFE INS	26.71	242.45	310.00	67.55	78.21	.00 67.55
100-53100-135-000	STR ADMIN: HEALTH INS PREMIU	1,080.79	11,083.28	12,105.00	1,021.72	91.56	.00 1,021.72
100-53100-137-000	STR ADMIN: HEALTH INS. CLAIMS	.00	1,875.69	2,032.00	156.31	92.31	.00 156.31
100-53100-138-000	STR ADMIN: DENTAL INS	57.51	593.75	648.00	54.25	91.63	.00 54.25
100-53100-139-000	STR ADMIN: LONG TERM DISABILI	36.97	372.32	439.00	66.68	84.81	.00 66.68
100-53100-210-000	STR ADMIN: PROF SERVICES	.00	.00	3,200.00	3,200.00	.00	.00 3,200.00
100-53100-220-000	STR ADMIN: GAS, OIL, & REPAIRS	.00	294.59	.00	( 294.59)	.00	( 294.59)
100-53100-300-000	STR ADMIN: TELEPHONE	.08	.80	1.00	.20	80.00	.00 .20
100-53100-309-000	STR ADMIN: POSTAGE	5.55	54.60	150.00	95.40	36.40	.00 95.40
100-53100-310-000	STR ADMIN: OFFICE SUPPLIES	85.40	594.96	100.00	( 494.96)	594.96	( 494.96)
100-53100-313-000	STR ADMIN: OFFICE EQUIPMENT	.00	876.98	1,500.00	623.02	58.47	.00 623.02
100-53100-320-000	STR ADMIN: SUBSCRIPTION & DU	.00	510.00	600.00	90.00	85.00	.00 90.00
100-53100-330-000	STR ADMIN: TRAVEL & CONFERE	250.00	738.00	1,200.00	462.00	61.50	.00 462.00
100-53100-340-000	STR ADMIN: OPERATING SUPPLIE	30.00	162.33	750.00	587.67	21.64	.00 587.67
100-53100-345-000	STR ADMIN: DATA PROCESSING	.00	9,365.72	2,000.00	( 7,365.72)	468.29	( 7,365.72)
100-53100-500-000	STR ADMIN: OUTLAY	.00	597.10	1,000.00	402.90	59.71	.00 402.90
	<b>TOTAL STREET ADMINISTRATION</b>	<b>6,584.30</b>	<b>74,112.64</b>	<b>85,944.00</b>	<b>11,831.36</b>	<b>86.23</b>	<b>.00 11,831.36</b>
<u>LEAD SERVICE LINES</u>							
100-53300-999-000	LEAD SERVICE LINES - REIMBUR	.00	.00	57,000.00	57,000.00	.00	.00 57,000.00
	<b>TOTAL LEAD SERVICE LINES</b>	<b>.00</b>	<b>.00</b>	<b>57,000.00</b>	<b>57,000.00</b>	<b>.00</b>	<b>.00 57,000.00</b>

**CITY OF PLATTEVILLE**  
 DETAIL EXPENDITURES WITH COMPARISON TO BUDGET  
 FOR THE 10 MONTHS ENDING OCTOBER 31, 2023

**FUND 100 - GENERAL FUND**

		PERIOD		BUDGET		% OF	ENC	UNENC
		ACTUAL	YTD ACTUAL	AMOUNT	VARIANCE	BUDGET	BALANCE	BALANCE
<u>STREET MAINTENANCE</u>								
100-53301-110-000	STR MAINT: SALARIES	3,126.64	32,048.06	40,646.00	8,597.94	78.85	.00	8,597.94
100-53301-119-000	STR MAINT: CONSTRUCT. WAGES	408.96	2,176.32	8,000.00	5,823.68	27.20	.00	5,823.68
100-53301-120-000	STR MAINT: MAINTENANCEWAGE	23,236.64	245,721.07	253,205.00	7,483.93	97.04	.00	7,483.93
100-53301-121-000	STR MAINT: SERVICE OTHER DEP	426.24	3,614.45	2,500.00	( 1,114.45)	144.58	.00	( 1,114.45)
100-53301-124-000	STR MAINT: OVERTIME	.00	4,497.42	12,798.00	8,300.58	35.14	.00	8,300.58
100-53301-127-000	STR MAINT: SERVICE OTHER PAR	.00	.00	500.00	500.00	.00	.00	500.00
100-53301-131-000	STR MAINT: WRS (ERS)	1,849.52	20,151.05	21,600.00	1,448.95	93.29	.00	1,448.95
100-53301-132-000	STR MAINT: SOC SEC	1,545.99	16,758.38	19,694.00	2,935.62	85.09	.00	2,935.62
100-53301-133-000	STR MAINT: MEDICARE	361.56	3,919.36	4,605.00	685.64	85.11	.00	685.64
100-53301-134-000	STR MAINT: LIFE INS	42.19	420.35	540.00	119.65	77.84	.00	119.65
100-53301-135-000	STR MAINT: HEALTH INS PREMIU	6,648.96	73,138.56	79,789.00	6,650.44	91.66	.00	6,650.44
100-53301-137-000	STR MAINT: HEALTH INS. CLAIMS	67.84	12,623.49	11,779.00	( 844.49)	107.17	.00	( 844.49)
100-53301-138-000	STR MAINT: DENTAL INS	538.62	5,924.82	6,464.00	539.18	91.66	.00	539.18
100-53301-139-000	STR MAINT: LONG TERM DISABILI	201.80	2,219.80	2,598.00	378.20	85.44	.00	378.20
100-53301-198-000	STR MAINT: DOWNTOWN PARKIN	.00	.00	500.00	500.00	.00	.00	500.00
100-53301-199-000	STR MAINT: EQUIPMENT REPAIRS	42.66	38,099.33	50,000.00	11,900.67	76.20	.00	11,900.67
100-53301-200-000	STR MAINT: MATERIAL & SUPPLIE	1,264.03	39,057.62	48,000.00	8,942.38	81.37	.00	8,942.38
100-53301-202-000	STR MAINT: CURB & GUTTER	.00	.00	1,500.00	1,500.00	.00	.00	1,500.00
100-53301-203-000	STR MAINT: SALT	.00	74,430.36	135,000.00	60,569.64	55.13	86,807.19	( 26,237.55)
100-53301-204-000	STR MAINT: STREET CRACK FILLI	.00	.00	3,500.00	3,500.00	.00	.00	3,500.00
100-53301-206-000	STR MAINT: BLACKTOP PATCH (C	.00	1,759.00	2,400.00	641.00	73.29	.00	641.00
100-53301-207-000	STR MAINT: SAFETY EQUIPMENT	.00	1,232.19	2,800.00	1,567.81	44.01	.00	1,567.81
100-53301-208-000	STR MAINT: STREET SIGNS	.00	4,425.01	16,500.00	12,074.99	26.82	.00	12,074.99
100-53301-209-000	STR MAINT: BLACK TOP HOT MIX	1,616.03	4,264.12	5,000.00	735.88	85.28	.00	735.88
100-53301-221-000	STR MAINT: GAS & OIL	5,247.52	28,308.21	45,000.00	16,691.79	62.91	.00	16,691.79
100-53301-300-000	STR MAINT: TELEPHONE	336.75	1,693.23	2,500.00	806.77	67.73	.00	806.77
100-53301-314-000	STR MAINT: UTILITIES & REFUSE	464.23	7,204.63	9,000.00	1,795.37	80.05	.00	1,795.37
100-53301-330-000	STR MAINT: TRAVEL & CONFEREN	.00	45.22	2,000.00	1,954.78	2.26	.00	1,954.78
100-53301-335-000	STR MAINT: UNIFORM ALLOWANC	.00	1,175.56	3,000.00	1,824.44	39.19	.00	1,824.44
100-53301-350-000	STR MAINT: BUILDINGS & GROUN	.00	.00	5,000.00	5,000.00	.00	.00	5,000.00
100-53301-380-000	STR MAINT: VEHICLE INSURANCE	.00	16,714.00	14,000.00	( 2,714.00)	119.39	.00	( 2,714.00)
100-53301-500-000	STR MAINT: OUTLAY	.00	.00	12,000.00	12,000.00	.00	.00	12,000.00
100-53301-530-000	STR MAINT: SNOW & ICE CONTRA	.00	64.00	1,500.00	1,436.00	4.27	.00	1,436.00
100-53301-531-000	STR MAINT: CITY/UWP AGREEME	.00	.00	6,200.00	6,200.00	.00	.00	6,200.00
100-53301-534-000	STR MAINT: CONTRACT STREET	.00	.00	2,000.00	2,000.00	.00	.00	2,000.00
100-53301-535-000	STR MAINT: VEHICLE LEASE	3,785.18	37,240.98	25,000.00	( 12,240.98)	148.96	.00	( 12,240.98)
<b>TOTAL STREET MAINTENANCE</b>		<b>51,211.36</b>	<b>678,926.59</b>	<b>857,118.00</b>	<b>178,191.41</b>	<b>79.21</b>	<b>86,807.19</b>	<b>91,384.22</b>

**CITY OF PLATTEVILLE**  
 DETAIL EXPENDITURES WITH COMPARISON TO BUDGET  
 FOR THE 10 MONTHS ENDING OCTOBER 31, 2023

**FUND 100 - GENERAL FUND**

		PERIOD ACTUAL	YTD ACTUAL	BUDGET AMOUNT	VARIANCE	% OF BUDGET	ENC BALANCE	UNENC BALANCE
<u>STATE HIGHWAYS</u>								
100-53320-110-000	STATE HWY: SALARIES	568.48	5,826.57	7,390.00	1,563.43	78.84	.00	1,563.43
100-53320-131-000	STATE HWY: WRS (ERS)	38.66	405.44	503.00	97.56	80.60	.00	97.56
100-53320-132-000	STATE HWY: SOC SEC	33.45	347.07	458.00	110.93	75.78	.00	110.93
100-53320-133-000	STATE HWY: MEDICARE	7.82	81.16	107.00	25.84	75.85	.00	25.84
100-53320-134-000	STATE HWY: LIFE INS	.68	6.80	10.00	3.20	68.00	.00	3.20
100-53320-135-000	STATE HWY: HEALTH INS PREMIU	194.38	2,138.18	2,333.00	194.82	91.65	.00	194.82
100-53320-137-000	STATE HWY: HEALTH CLAIMS	12.35	331.57	160.00	( 171.57)	207.23	.00	( 171.57)
100-53320-138-000	STATE HWY: DENTAL INS	12.44	136.84	149.00	12.16	91.84	.00	12.16
100-53320-139-000	STATE HWY: LONG TERM DISABIL	4.92	54.12	64.00	9.88	84.56	.00	9.88
100-53320-200-000	STATE HWY: MATERIAL & SUPPLI	.00	( 32.57)	2,000.00	2,032.57	( 1.63)	.00	2,032.57
100-53320-220-000	STATE HWY: GAS, OIL, & REPAIRS	.00	.00	1,000.00	1,000.00	.00	.00	1,000.00
	<b>TOTAL STATE HIGHWAYS</b>	<b>873.18</b>	<b>9,295.18</b>	<b>14,174.00</b>	<b>4,878.82</b>	<b>65.58</b>	<b>.00</b>	<b>4,878.82</b>
<u>STREET LIGHTING</u>								
100-53420-345-000	STR LTG: DATA PROCESSING	680.32	3,401.60	3,600.00	198.40	94.49	.00	198.40
100-53420-435-000	STR LTG: DECORATIVE LIGHT MAI	.00	2,484.36	4,600.00	2,115.64	54.01	.00	2,115.64
100-53420-502-000	STR LTG: STREET LIGHT POWER	7,725.88	71,172.68	85,000.00	13,827.32	83.73	.00	13,827.32
100-53420-503-000	STR LTG: STOP LIGHT POWER	572.48	5,626.39	6,500.00	873.61	86.56	.00	873.61
100-53420-504-000	STR LTG: STOP LIGHT MAINTENA	643.25	8,231.52	11,000.00	2,768.48	74.83	.00	2,768.48
100-53420-505-000	STR LTG: TRAIL LIGHTING	105.69	925.76	1,250.00	324.24	74.06	.00	324.24
	<b>TOTAL STREET LIGHTING</b>	<b>9,727.62</b>	<b>91,842.31</b>	<b>111,950.00</b>	<b>20,107.69</b>	<b>82.04</b>	<b>.00</b>	<b>20,107.69</b>
<u>STORM SEWER MAINTENANCE</u>								
100-53441-110-000	STM SWR MAINT: SALARIES	284.24	2,913.45	3,695.00	781.55	78.85	.00	781.55
100-53441-119-000	STM SWR MAINT: CONSTRUCT W	.00	.00	3,000.00	3,000.00	.00	.00	3,000.00
100-53441-120-000	STM SWR MAINT: MAINT WAGES	685.60	10,146.28	23,582.00	13,435.72	43.03	.00	13,435.72
100-53441-124-000	STM SWR MAINT: OVERTIME	.00	.00	6,786.00	6,786.00	.00	.00	6,786.00
100-53441-131-000	STM SWR MAINT: WRS (ERS)	65.94	915.37	2,520.00	1,604.63	36.32	.00	1,604.63
100-53441-132-000	STM SWR MAINT: SOC SEC	58.05	755.57	2,298.00	1,542.43	32.88	.00	1,542.43
100-53441-133-000	STM SWR MAINT: MEDICARE	13.58	176.70	537.00	360.30	32.91	.00	360.30
100-53441-134-000	STM SWR MAINT: LIFE INS	12.28	122.80	160.00	37.20	76.75	.00	37.20
100-53441-135-000	STM SWR MAINT: HEALTH INS PR	817.71	8,994.80	9,813.00	818.20	91.66	.00	818.20
100-53441-137-000	STM SWR MAINT: HEALTH INS. CL	6.16	1,965.74	1,880.00	( 85.74)	104.56	.00	( 85.74)
100-53441-138-000	STM SWR MAINT: DENTAL INS	40.98	450.78	492.00	41.22	91.62	.00	41.22
100-53441-139-000	STM SWR MAINT: LONG TERM DIS	20.16	221.76	261.00	39.24	84.97	.00	39.24
100-53441-200-000	STM SWR MAINT: MATERIAL & SU	159.83	2,647.67	3,500.00	852.33	75.65	.00	852.33
100-53441-205-000	STM SWR MAINT: CONTRACTUAL	.00	.00	2,000.00	2,000.00	.00	.00	2,000.00
100-53441-210-000	STM SWR MAINT: PROF SERVICE	.00	12,549.50	12,000.00	( 549.50)	104.58	.00	( 549.50)
	<b>TOTAL STORM SEWER MAINTENA</b>	<b>2,164.53</b>	<b>41,860.42</b>	<b>72,524.00</b>	<b>30,663.58</b>	<b>57.72</b>	<b>.00</b>	<b>30,663.58</b>

**CITY OF PLATTEVILLE**  
 DETAIL EXPENDITURES WITH COMPARISON TO BUDGET  
 FOR THE 10 MONTHS ENDING OCTOBER 31, 2023

**FUND 100 - GENERAL FUND**

	PERIOD ACTUAL	YTD ACTUAL	BUDGET AMOUNT	VARIANCE	% OF BUDGET	ENC BALANCE	UNENC BALANCE	
<u>REFUSE COLLECTIONS</u>								
100-53620-002-000	REFUSE: COLLECTIONS	17,802.90	160,226.10	204,000.00	43,773.90	78.54	.00	43,773.90
	TOTAL REFUSE COLLECTIONS	17,802.90	160,226.10	204,000.00	43,773.90	78.54	.00	43,773.90
<u>RECYCLING PROGRAM</u>								
100-53635-110-000	RECYCLE: SALARIES	284.24	2,913.45	3,695.00	781.55	78.85	.00	781.55
100-53635-120-000	RECYCLE: OTHER WAGES	3,895.23	30,574.96	73,881.00	43,306.04	41.38	.00	43,306.04
100-53635-124-000	RECYCLE: OVERTIME	.00	.00	2,409.00	2,409.00	.00	.00	2,409.00
100-53635-131-000	RECYCLE: WRS (ERS	284.19	2,325.57	5,439.00	3,113.43	42.76	.00	3,113.43
100-53635-132-000	RECYCLE: SOC SEC	236.72	1,926.65	4,959.00	3,032.35	38.85	.00	3,032.35
100-53635-133-000	RECYCLE: MEDICARE	55.37	450.64	1,160.00	709.36	38.85	.00	709.36
100-53635-134-000	RECYCLE: LIFE INS	7.64	71.60	89.00	17.40	80.45	.00	17.40
100-53635-135-000	RECYCLE: HEALTH INS PREMIUM	3,012.81	33,140.91	36,154.00	3,013.09	91.67	.00	3,013.09
100-53635-137-000	RECYCLE: HEALTH INS. CLAIMS C	6.16	5,530.29	4,945.00	( 585.29)	111.84	.00	( 585.29)
100-53635-138-000	RECYCLE: DENTAL INS	192.84	2,121.24	2,315.00	193.76	91.63	.00	193.76
100-53635-139-000	RECYCLE: LONG TERM DISABILIT	52.44	576.84	668.00	91.16	86.35	.00	91.16
100-53635-205-000	RECYCLE: CONTRACTUAL	13,100.76	117,906.84	150,000.00	32,093.16	78.60	.00	32,093.16
100-53635-214-000	RECYCLE: BAGS & BAG SORTING	242.19	242.19	500.00	257.81	48.44	.00	257.81
100-53635-220-000	RECYCLE: GAS, OIL, & REPAIRS	.00	3,598.59	7,500.00	3,901.41	47.98	.00	3,901.41
100-53635-290-000	RECYCLE: PRINTING & ADVERTIS	.00	465.00	.00	( 465.00)	.00	.00	( 465.00)
100-53635-316-000	RECYCLE: RECYCLING BINS	.00	.00	100.00	100.00	.00	.00	100.00
100-53635-340-000	RECYCLE: OPERATING SUPPLIES	.00	246.41	2,500.00	2,253.59	9.86	.00	2,253.59
	TOTAL RECYCLING PROGRAM	21,370.59	202,091.18	296,314.00	94,222.82	68.20	.00	94,222.82
<u>WEED CONTRACTUAL</u>								
100-53640-309-000	WEEDS: POSTAGE	.00	.00	10.00	10.00	.00	.00	10.00
100-53640-310-000	WEEDS: OFFICE SUPPLIES	.00	.00	10.00	10.00	.00	.00	10.00
100-53640-531-000	WEEDS: CONTRACTUAL	80.00	1,537.60	.00	( 1,537.60)	.00	.00	( 1,537.60)
	TOTAL WEED CONTRACTUAL	80.00	1,537.60	20.00	( 1,517.60)	7,688.00	.00	( 1,517.60)
<u>FREUDENREICH ANIMAL CARE</u>								
100-54100-210-000	FREUDENRICH: PROF SERVICES	.00	1,085.53	1,470.00	384.47	73.85	.00	384.47
100-54100-375-000	FREUDENRICH: PETPOURRI	.00	103.60	750.00	646.40	13.81	.00	646.40
100-54100-376-000	FREUDENRICH: ADOPTION NOTIC	.00	123.40	325.00	201.60	37.97	.00	201.60
100-54100-377-000	FREUDENRICH: EDUCATION MAT'	.00	.00	75.00	75.00	.00	.00	75.00
100-54100-462-000	FREUDENRICH: DONATIONS	.00	.00	1,000.00	1,000.00	.00	.00	1,000.00
100-54100-475-000	FREUDENRICH: KENNEL LICENSE	.00	250.00	250.00	.00	100.00	.00	.00
	TOTAL FREUDENREICH ANIMAL C	.00	1,562.53	3,870.00	2,307.47	40.38	.00	2,307.47

**CITY OF PLATTEVILLE**  
 DETAIL EXPENDITURES WITH COMPARISON TO BUDGET  
 FOR THE 10 MONTHS ENDING OCTOBER 31, 2023

**FUND 100 - GENERAL FUND**

	PERIOD ACTUAL	YTD ACTUAL	BUDGET AMOUNT	VARIANCE	% OF BUDGET	ENC BALANCE	UNENC BALANCE	
<u>CEMETERIES</u>								
100-54910-110-000	CEMETERIES: SALARIES	1,421.20	14,567.66	18,476.00	3,908.34	78.85	.00	3,908.34
100-54910-112-000	CEMETERIES: SEASONAL	580.00	20,373.28	27,950.00	7,576.72	72.89	.00	7,576.72
100-54910-119-000	CEMETERIES: CONSTRUCT WAG	.00	.00	500.00	500.00	.00	.00	500.00
100-54910-120-000	CEMETERIES: MAINT WAGES	2,461.06	22,657.43	42,764.00	20,106.57	52.98	.00	20,106.57
100-54910-124-000	CEMETERIES: OVERTIME	.00	92.28	653.00	560.72	14.13	.00	560.72
100-54910-126-000	CEMETERIES: SEASONAL OVERTI	.00	.00	200.00	200.00	.00	.00	200.00
100-54910-131-000	CEMETERIES: WRS (ERS	264.02	2,585.73	6,143.00	3,557.27	42.09	.00	3,557.27
100-54910-132-000	CEMETERIES: SOC SEC	266.93	3,480.99	5,612.00	2,131.01	62.03	.00	2,131.01
100-54910-133-000	CEMETERIES: MEDICARE	62.41	814.10	1,312.00	497.90	62.05	.00	497.90
100-54910-134-000	CEMETERIES: LIFE INS	5.31	43.44	54.00	10.56	80.44	.00	10.56
100-54910-135-000	CEMETERIES: HEALTH INS PREMI	1,156.19	12,047.84	13,874.00	1,826.16	86.84	.00	1,826.16
100-54910-137-000	CEMETERIES: HEALTH INS. CLAIM	1,263.00	2,098.23	1,352.00	( 746.23)	155.19	(	( 746.23)
100-54910-138-000	CEMETERIES: DENTAL INS	67.20	703.10	806.00	102.90	87.23	.00	102.90
100-54910-139-000	CEMETERIES: LONG TERM DISAB	42.59	428.90	531.00	102.10	80.77	.00	102.10
100-54910-200-000	CEMETERIES: MATERIAL & SUPPL	239.99	2,314.06	7,000.00	4,685.94	33.06	.00	4,685.94
100-54910-220-000	CEMETERIES: GAS, OIL, & REPAIR	326.84	2,330.01	3,500.00	1,169.99	66.57	.00	1,169.99
100-54910-314-000	CEMETERIES: UTILITIES & REFUS	21.65	300.49	350.00	49.51	85.85	.00	49.51
100-54910-330-000	CEMETERIES:TRAVEL & CONFER	120.38	1,374.18	.00	( 1,374.18)	.00	(	( 1,374.18)
100-54910-340-000	CEMETERIES: OPERATING SUPPL	18.65	1,388.76	3,500.00	2,111.24	39.68	.00	2,111.24
100-54910-390-000	CEMETERIES: OTHER EXPENSE	.00	( 250.00)	1,800.00	2,050.00	( 13.89)	.00	2,050.00
100-54910-500-000	CEMETERIES: OUTLAY	.00	6,400.00	16,600.00	10,200.00	38.55	.00	10,200.00
	<b>TOTAL CEMETERIES</b>	<b>8,317.42</b>	<b>93,750.48</b>	<b>152,977.00</b>	<b>59,226.52</b>	<b>61.28</b>	<b>.00</b>	<b>59,226.52</b>

**CITY OF PLATTEVILLE**  
 DETAIL EXPENDITURES WITH COMPARISON TO BUDGET  
 FOR THE 10 MONTHS ENDING OCTOBER 31, 2023

**FUND 100 - GENERAL FUND**

	PERIOD		BUDGET		% OF	ENC	UNENC
	ACTUAL	YTD ACTUAL	AMOUNT	VARIANCE	BUDGET	BALANCE	BALANCE
<u>LIBRARY</u>							
100-55110-110-000	LIBRARY: SALARIES	5,628.80	57,695.20	73,174.00	15,478.80	78.85	.00 15,478.80
100-55110-120-000	LIBRARY: OTHER WAGES	31,649.10	332,075.50	441,976.00	109,900.50	75.13	.00 109,900.50
100-55110-124-000	LIBRARY: OVERTIME	.00	66.26	.00	( 66.26)	.00	.00 ( 66.26)
100-55110-131-000	LIBRARY: WRS (ERS	1,731.64	18,253.90	27,354.00	9,100.10	66.73	.00 9,100.10
100-55110-132-000	LIBRARY: SOC SEC	2,200.46	23,539.47	31,936.00	8,396.53	73.71	.00 8,396.53
100-55110-133-000	LIBRARY: MEDICARE	514.65	5,505.16	7,470.00	1,964.84	73.70	.00 1,964.84
100-55110-134-000	LIBRARY: LIFE INS	100.52	1,001.10	1,183.00	181.90	84.62	.00 181.90
100-55110-135-000	LIBRARY: HEALTH INS PREMIUMS	5,617.95	61,797.45	67,415.00	5,617.55	91.67	.00 5,617.55
100-55110-137-000	LIBRARY: HEALTH INS. CLAIMS C	913.16	10,665.87	7,869.00	( 2,796.87)	135.54	.00 ( 2,796.87)
100-55110-138-000	LIBRARY: DENTAL INS	375.23	4,127.53	4,502.00	374.47	91.68	.00 374.47
100-55110-139-000	LIBRARY: LONG TERM DISABILITY	200.16	2,201.76	2,658.00	456.24	82.84	.00 456.24
100-55110-240-500	LIBRARY: BOOKS-RESOURCELIB	270.14	2,237.30	3,000.00	762.70	74.58	.00 762.70
100-55110-240-600	LIBRARY: SWLS DISCRETIONARY	.00	434.28	2,000.00	1,565.72	21.71	.00 1,565.72
100-55110-240-800	LIBRARY: RESOURCE AUDIOBOO	.00	5,094.53	5,624.00	529.47	90.59	.00 529.47
100-55110-250-200	LIBRARY: PERIODICALS-CHILDRE	.00	.00	500.00	500.00	.00	.00 500.00
100-55110-250-400	LIBRARY: PERIODICALSYOUNGA	.00	.00	150.00	150.00	.00	.00 150.00
100-55110-250-600	LIBRARY: PERIODICALS-ADULT	40.00	1,160.88	3,300.00	2,139.12	35.18	.00 2,139.12
100-55110-250-900	LIBRARY: PERIODICALS-PROFES	.00	307.99	1,000.00	692.01	30.80	.00 692.01
100-55110-300-000	LIBRARY: TELEPHONE	78.37	1,541.64	2,200.00	658.36	70.07	.00 658.36
100-55110-309-000	LIBRARY: POSTAGE	15.96	659.98	800.00	140.02	82.50	.00 140.02
100-55110-313-000	LIBRARY: OFFICE EQUIPMENT MA	277.64	2,375.60	3,000.00	624.40	79.19	.00 624.40
100-55110-327-000	LIBRARY: GRANT/DONATION EXP	2,981.64	19,377.31	.00	( 19,377.31)	.00	.00 ( 19,377.31)
100-55110-340-000	LIBRARY: OPERATING SUPPLIES	47.05	353.07	1,500.00	1,146.93	23.54	.00 1,146.93
100-55110-341-000	LIBRARY: ADV & PUB	.00	1,037.60	1,700.00	662.40	61.04	.00 662.40
100-55110-342-800	LIBRARY: AV-DIGITAL MEDIA	.00	6,216.18	6,217.00	.82	99.99	.00 .82
100-55110-350-000	LIBRARY: BUILDINGS & GROUNDS	( 159.79)	5,634.05	10,000.00	4,365.95	56.34	.00 4,365.95
100-55110-600-005	CTY FUND-PROF SERVICES	3,740.62	54,493.82	62,000.00	7,506.18	87.89	.00 7,506.18
100-55110-600-010	CTY FUND-CHILDREN'S BOOK MA	870.68	6,884.46	11,000.00	4,115.54	62.59	.00 4,115.54
100-55110-600-015	CTY FUND-YNG ADULT BOOK MAT	.00	959.01	2,500.00	1,540.99	38.36	.00 1,540.99
100-55110-600-020	CTY FUND-ADULT FICTION MAT	800.40	8,817.12	11,000.00	2,182.88	80.16	.00 2,182.88
100-55110-600-025	CTY FUND-ADULT NON FICT MAT	469.79	6,802.90	10,000.00	3,197.10	68.03	.00 3,197.10
100-55110-600-030	CTY FUND-DIRECT DISCRETIONA	.00	375.00	375.00	.00	100.00	.00 .00
100-55110-600-035	CTY FUND-OFFICE SUPPLIES	237.91	3,028.49	6,500.00	3,471.51	46.59	.00 3,471.51
100-55110-600-037	CTY FUND-UTILITIES & REFUSE	3,525.60	33,190.46	41,228.00	8,037.54	80.50	.00 8,037.54
100-55110-600-045	CTY FUND-SUBSCRIPTION & DUE	.00	150.00	800.00	650.00	18.75	.00 650.00
100-55110-600-050	CTY FUND-CHILDREN'S PROGRA	53.80	1,570.53	3,000.00	1,429.47	52.35	.00 1,429.47
100-55110-600-055	CTY FUND-YOUNG ADULT PROGR	28.23	718.97	1,000.00	281.03	71.90	.00 281.03
100-55110-600-060	CTY FUND-ADULT PROGRAMMIN	84.10	1,326.54	3,000.00	1,673.46	44.22	.00 1,673.46
100-55110-600-065	CTY FUND-OUTREACH	110.42	1,038.30	1,723.00	684.70	60.26	.00 684.70
100-55110-600-070	CTY FUND-JUVENILE AV	96.85	674.43	1,500.00	825.57	44.96	.00 825.57
100-55110-600-075	CTY FUND-ADULT AV	12.79	3,083.68	6,000.00	2,916.32	51.39	.00 2,916.32
100-55110-600-080	CTY FUND-DATA PROCESSING	167.29	7,824.33	15,000.00	7,175.67	52.16	.00 7,175.67
100-55110-600-090	CTY FUND-OPERATING SUPPLIES	44.40	2,168.52	2,000.00	( 168.52)	108.43	.00 ( 168.52)
100-55110-600-095	CTY FUND-TRAVEL & CONF	253.49	2,187.91	3,000.00	812.09	72.93	.00 812.09
	<b>TOTAL LIBRARY</b>	<b>62,979.05</b>	<b>698,654.08</b>	<b>888,154.00</b>	<b>189,499.92</b>	<b>78.66</b>	<b>.00 189,499.92</b>

**CITY OF PLATTEVILLE**  
 DETAIL EXPENDITURES WITH COMPARISON TO BUDGET  
 FOR THE 10 MONTHS ENDING OCTOBER 31, 2023

**FUND 100 - GENERAL FUND**

		PERIOD ACTUAL	YTD ACTUAL	BUDGET AMOUNT	VARIANCE	% OF BUDGET	ENC BALANCE	UNENC BALANCE
<u>MUSEUM</u>								
100-55120-110-000	MUSEUM: SALARIES	5,628.80	56,690.83	72,203.00	15,512.17	78.52	.00	15,512.17
100-55120-112-000	MUSEUM: SEASONAL	464.38	8,391.22	21,577.00	13,185.78	38.89	.00	13,185.78
100-55120-120-000	MUSEUM: OTHER WAGES	10,414.37	98,955.40	131,484.00	32,528.60	75.26	.00	32,528.60
100-55120-124-000	MUSEUM: OVERTIME	.00	1,260.65	100.00	( 1,160.65)	1,260.65	.00	( 1,160.65)
100-55120-131-000	MUSEUM: WRS (ERS	382.76	3,932.17	6,051.00	2,118.83	64.98	.00	2,118.83
100-55120-132-000	MUSEUM: SOC SEC	997.48	10,128.42	13,972.00	3,843.58	72.49	.00	3,843.58
100-55120-133-000	MUSEUM: MEDICARE	233.30	2,368.76	3,267.00	898.24	72.51	.00	898.24
100-55120-134-000	MUSEUM: LIFE INS	8.50	85.00	577.00	492.00	14.73	.00	492.00
100-55120-135-000	MUSEUM: HEALTH INS PREMIUMS	1,943.75	18,365.05	17,293.00	( 1,072.05)	106.20	.00	( 1,072.05)
100-55120-137-000	MUSEUM: HEALTH INS. CLAIMS C	177.10	3,733.79	1,906.00	( 1,827.79)	195.90	.00	( 1,827.79)
100-55120-138-000	MUSEUM: DENTAL INS	69.52	764.72	834.00	69.28	91.69	.00	69.28
100-55120-139-000	MUSEUM: LONG TERM DISABILIT	41.18	452.98	621.00	168.02	72.94	.00	168.02
100-55120-212-000	MUSEUM: CUSTODIAL SUPPLIES	.00	581.18	800.00	218.82	72.65	.00	218.82
100-55120-220-000	MUSEUM: GAS, OIL, & REPAIRS	.00	254.85	1,128.00	873.15	22.59	.00	873.15
100-55120-300-000	MUSEUM: TELEPHONE	135.08	925.90	1,139.00	213.10	81.29	.00	213.10
100-55120-309-000	MUSEUM: POSTAGE	.00	90.20	300.00	209.80	30.07	.00	209.80
100-55120-310-000	MUSEUM: OFFICE SUPPLIES	.00	385.56	2,000.00	1,614.44	19.28	.00	1,614.44
100-55120-314-000	MUSEUM: UTILITIES & REFUSE	1,966.13	18,375.05	22,832.00	4,456.95	80.48	.00	4,456.95
100-55120-319-000	MUSEUM: PROF DUES	.00	417.00	942.00	525.00	44.27	.00	525.00
100-55120-330-000	MUSEUM: TRAVEL & CONFERENC	.00	1,100.39	600.00	( 500.39)	183.40	.00	( 500.39)
100-55120-340-000	MUSEUM: OPERATING SUPPLIES	398.25	3,736.27	4,000.00	263.73	93.41	.00	263.73
100-55120-341-000	MUSEUM: ADV & PUB	295.25	8,252.75	12,000.00	3,747.25	68.77	.00	3,747.25
100-55120-345-000	MUSEUM: DATA PROCESSING	123.38	1,602.74	2,250.00	647.26	71.23	.00	647.26
100-55120-350-000	MUSEUM: BUILDINGS & GROUND	65.00	5,611.77	7,500.00	1,888.23	74.82	.00	1,888.23
100-55120-380-000	MUSEUM: VEHICLE INSURANCE	.00	35.00	45.00	10.00	77.78	.00	10.00
100-55120-390-000	MUSEUM: STORE EXPENSES	1,713.23	9,790.56	12,000.00	2,209.44	81.59	.00	2,209.44
100-55120-391-000	MUSEUM: PROGRAM EXPENSES	25.00	755.99	3,000.00	2,244.01	25.20	.00	2,244.01
100-55120-500-000	MUSEUM: OUTLAY	.00	2,000.00	3,400.00	1,400.00	58.82	1,400.00	.00
100-55120-505-000	MUSEUM: HISTORIC RE-ENACTM	.00	5,000.00	5,000.00	.00	100.00	.00	.00
100-55120-720-000	MUSEUM: GRANTS	.00	106.16	3,283.00	3,176.84	3.23	.00	3,176.84
	<b>TOTAL MUSEUM</b>	<b>25,082.46</b>	<b>264,150.36</b>	<b>352,104.00</b>	<b>87,953.64</b>	<b>75.02</b>	<b>1,400.00</b>	<b>86,553.64</b>
<u>SENIOR CITIZENS CENTER</u>								
100-55190-120-000	SR CTR: OTHER WAGES	3,823.35	37,463.35	54,500.00	17,036.65	68.74	.00	17,036.65
100-55190-131-000	SR CTR: WRS (ERS	112.66	957.63	2,895.00	1,937.37	33.08	.00	1,937.37
100-55190-132-000	SR CTR: SOC SEC	237.05	2,373.15	3,379.00	1,005.85	70.23	.00	1,005.85
100-55190-133-000	SR CTR: MEDICARE	55.43	555.03	791.00	235.97	70.17	.00	235.97
100-55190-134-000	SR CTR: LIFE INS	13.68	139.15	142.00	2.85	97.99	.00	2.85
100-55190-220-000	SR CTR: GAS, OIL, & REPAIRS	.00	3,165.21	1,500.00	( 1,665.21)	211.01	.00	( 1,665.21)
100-55190-300-000	SR CTR: TELEPHONE	1.43	108.19	120.00	11.81	90.16	.00	11.81
100-55190-327-000	SR CTR: GRANT EXPENSES	.00	.00	5,000.00	5,000.00	.00	.00	5,000.00
100-55190-340-000	SR CTR: OPERATING SUPPLIES	( 133.81)	1,567.16	1,500.00	( 67.16)	104.48	.00	( 67.16)
100-55190-348-000	SR CTR: GROCERIES	150.98	880.94	.00	( 880.94)	.00	.00	( 880.94)
100-55190-380-000	SR CTR: VEHICLE INSURANCE	.00	584.00	1,000.00	416.00	58.40	.00	416.00
	<b>TOTAL SENIOR CITIZENS CENTER</b>	<b>4,260.77</b>	<b>47,793.81</b>	<b>70,827.00</b>	<b>23,033.19</b>	<b>67.48</b>	<b>.00</b>	<b>23,033.19</b>

**CITY OF PLATTEVILLE**  
 DETAIL EXPENDITURES WITH COMPARISON TO BUDGET  
 FOR THE 10 MONTHS ENDING OCTOBER 31, 2023

**FUND 100 - GENERAL FUND**

		PERIOD ACTUAL	YTD ACTUAL	BUDGET AMOUNT	VARIANCE	% OF BUDGET	ENC BALANCE	UNENC BALANCE
<b>PARKS DEPARTMENT</b>								
100-55200-112-000	PARKS: SEASONAL	.00	25,502.26	36,438.00	10,935.74	69.99	.00	10,935.74
100-55200-120-000	PARKS: OTHER WAGES	10,419.72	105,867.66	134,159.00	28,291.34	78.91	.00	28,291.34
100-55200-124-000	PARKS: OVERTIME	212.33	5,312.93	9,000.00	3,687.07	59.03	.00	3,687.07
100-55200-126-000	PARKS: SEASONAL OVERTIME	.00	216.75	.00	( 216.75)	.00	.00	( 216.75)
100-55200-131-000	PARKS: WRS (ERS)	722.97	7,732.02	9,735.00	2,002.98	79.42	.00	2,002.98
100-55200-132-000	PARKS: SOC SEC	623.26	8,310.52	11,135.00	2,824.48	74.63	.00	2,824.48
100-55200-133-000	PARKS: MEDICARE	145.76	1,943.53	2,604.00	660.47	74.64	.00	660.47
100-55200-134-000	PARKS: LIFE INS	38.53	325.50	393.00	67.50	82.82	.00	67.50
100-55200-135-000	PARKS: HEALTH INS PREMIUMS	3,408.25	37,490.75	31,650.00	( 5,840.75)	118.45	.00	( 5,840.75)
100-55200-137-000	PARKS: HEALTH INS. CLAIMS CUR	.00	4,824.97	3,115.00	( 1,709.97)	154.89	.00	( 1,709.97)
100-55200-138-000	PARKS: DENTAL INS	138.11	1,519.21	1,256.00	( 263.21)	120.96	.00	( 263.21)
100-55200-139-000	PARKS: LONG TERM DISABILITY	89.33	982.63	1,154.00	171.37	85.15	.00	171.37
100-55200-220-000	PARKS: GAS, OIL, & REPAIRS	503.42	12,233.72	18,000.00	5,766.28	67.97	.00	5,766.28
100-55200-300-000	PARKS: TELEPHONE	165.24	519.53	400.00	( 119.53)	129.88	.00	( 119.53)
100-55200-314-000	PARKS: UTILITIES & REFUSE	2,751.62	20,657.13	20,000.00	( 657.13)	103.29	.00	( 657.13)
100-55200-330-000	PARKS: TRAVEL & CONFERENCE	15.00	101.40	500.00	398.60	20.28	.00	398.60
100-55200-335-000	PARKS: UNIFORM ALLOWANCE	101.44	347.98	580.00	232.02	60.00	.00	232.02
100-55200-338-000	PARKS: CAMPGROUND LICENSE	.00	.00	180.00	180.00	.00	.00	180.00
100-55200-349-000	PARKS: LEASED EQUIPMENT	.00	.00	10,000.00	10,000.00	.00	.00	10,000.00
100-55200-350-000	PARKS: BUILDINGS & GROUNDS	1,759.40	20,770.98	20,000.00	( 770.98)	103.85	.00	( 770.98)
100-55200-351-000	PARKS: TRAIL MAINTENANCE	.00	.00	2,000.00	2,000.00	.00	.00	2,000.00
100-55200-380-000	PARKS: VEHICLE INSURANCE	.00	4,052.00	3,600.00	( 452.00)	112.56	.00	( 452.00)
100-55200-444-000	PARKS: UNEMP COMP	.00	1,031.22	4,500.00	3,468.78	22.92	.00	3,468.78
100-55200-500-000	PARKS: OUTLAY	.00	4,662.15	10,000.00	5,337.85	46.62	.00	5,337.85
100-55200-535-000	PARKS: VEHICLE LEASE	2,081.62	22,365.12	15,250.00	( 7,115.12)	146.66	.00	( 7,115.12)
<b>TOTAL PARKS DEPARTMENT</b>		<b>23,176.00</b>	<b>286,769.96</b>	<b>345,649.00</b>	<b>58,879.04</b>	<b>82.97</b>	<b>.00</b>	<b>58,879.04</b>
<b>RECREATION DEPARTMENT</b>								
100-55300-110-000	REC ADMIN: SALARIES	5,480.00	55,988.00	71,084.00	15,096.00	78.76	.00	15,096.00
100-55300-120-000	REC ADMIN: OTHER WAGES	3,328.00	33,955.20	61,908.00	27,952.80	54.85	.00	27,952.80
100-55300-124-000	REC ADMIN: OVERTIME	.00	218.40	500.00	281.60	43.68	.00	281.60
100-55300-131-000	REC ADMIN: WRS (ERS)	598.94	6,258.53	9,077.00	2,818.47	68.95	.00	2,818.47
100-55300-132-000	REC ADMIN: SOC SEC	519.39	5,445.70	8,276.00	2,830.30	65.80	.00	2,830.30
100-55300-133-000	REC ADMIN: MEDICARE	121.47	1,273.59	1,936.00	662.41	65.78	.00	662.41
100-55300-134-000	REC ADMIN: LIFE INS	37.54	339.80	122.00	( 217.80)	278.52	.00	( 217.80)
100-55300-135-000	REC ADMIN: HEALTH INS PREMIU	2,882.10	31,703.10	43,233.00	11,529.90	73.33	.00	11,529.90
100-55300-137-000	REC ADMIN: HEALTH INS. CLAIMS	459.31	1,175.55	5,400.00	4,224.45	21.77	.00	4,224.45
100-55300-138-000	REC ADMIN: DENTAL INS	139.04	1,529.44	2,571.00	1,041.56	59.49	.00	1,041.56
100-55300-139-000	REC ADMIN: LONG TERM DISABIL	69.91	769.01	952.00	182.99	80.78	.00	182.99
100-55300-210-000	REC ADMIN: PROF SERVICES	442.18	4,074.85	3,000.00	( 1,074.85)	135.83	.00	( 1,074.85)
100-55300-300-000	REC ADMIN: TELEPHONE	.00	.00	100.00	100.00	.00	.00	100.00
100-55300-309-000	REC ADMIN: POSTAGE	1.26	66.44	300.00	233.56	22.15	.00	233.56
100-55300-310-000	REC ADMIN: OFFICE SUPPLIES	64.12	726.31	650.00	( 76.31)	111.74	.00	( 76.31)
<b>TOTAL RECREATION DEPARTMEN</b>		<b>14,143.26</b>	<b>143,523.92</b>	<b>209,109.00</b>	<b>65,585.08</b>	<b>68.64</b>	<b>.00</b>	<b>65,585.08</b>



**CITY OF PLATTEVILLE**  
 DETAIL EXPENDITURES WITH COMPARISON TO BUDGET  
 FOR THE 10 MONTHS ENDING OCTOBER 31, 2023

**FUND 100 - GENERAL FUND**

	PERIOD ACTUAL	YTD ACTUAL	BUDGET AMOUNT	VARIANCE	% OF BUDGET	ENC BALANCE	UNENC BALANCE
<u>SUMMER RECREATION</u>							
100-55301-112-000	REC PRGM: SEASONAL	168.63	9,185.78	7,500.00 ( 1,685.78)	122.48	.00 ( 1,685.78)	
100-55301-132-000	REC PRGM: SOC SEC	10.46	569.54	465.00 ( 104.54)	122.48	.00 ( 104.54)	
100-55301-133-000	REC PRGM: MEDICARE	2.44	133.23	109.00 ( 24.23)	122.23	.00 ( 24.23)	
100-55301-340-000	REC PRGM: OPERATING SUPPLIE	.00	49.90	1,000.00 950.10	4.99	.00 950.10	
100-55301-359-000	REC PRGM: SOCCER (YOUTH)	.00	2,320.82	200.00 ( 2,120.82)	1,160.41	.00 ( 2,120.82)	
100-55301-361-000	REC PRGM: BASEBALL (YOUTH)	.00	12,063.83	100.00 ( 11,963.83)	12,063.83	.00 ( 11,963.83)	
100-55301-367-000	REC PRGM: BASKETBALL (YOUTH)	.00	.00	100.00 100.00	.00	.00 100.00	
100-55301-372-000	REC PRGM: VOLLEYBALL (ADULT)	.00	170.00	350.00 180.00	48.57	.00 180.00	
100-55301-373-000	REC PRGM: SAND VBALL (ADULT)	.00	425.00	250.00 ( 175.00)	170.00	.00 ( 175.00)	
100-55301-374-000	REC PRGM: SOFTBALL (ADULT)	.00	.00	350.00 350.00	.00	.00 350.00	
100-55301-382-000	REC PRGM: FOOTBALL (YOUTH)	.00	2,618.72	3,000.00 381.28	87.29	.00 381.28	
100-55301-389-000	REC PRGM: TENNIS (YOUTH)	.00	.00	100.00 100.00	.00	.00 100.00	
100-55301-397-000	REC PRGM: PICKLEBALL (ADULT)	.00	14.98	.00 ( 14.98)	.00	.00 ( 14.98)	
100-55301-530-000	REC PRGM: RENT EXPENSE	200.00	1,200.00	1,500.00 300.00	80.00	.00 300.00	
	<b>TOTAL SUMMER RECREATION</b>	<b>381.53</b>	<b>28,751.80</b>	<b>15,024.00 ( 13,727.80)</b>	<b>191.37</b>	<b>.00 ( 13,727.80)</b>	
<u>SWIMMING POOL</u>							
100-55420-112-000	POOL: SWIM POOL WAGES	.00	87,282.50	81,865.00 ( 5,417.50)	106.62	.00 ( 5,417.50)	
100-55420-113-000	POOL: SWIM TEAM INSTRUCTOR	.00	2,241.38	3,135.00 893.62	71.50	.00 893.62	
100-55420-120-000	POOL: OTHER WAGES	365.91	4,176.43	5,888.00 1,711.57	70.93	.00 1,711.57	
100-55420-131-000	POOL: WRS (ERS	24.88	291.30	400.00 108.70	72.83	.00 108.70	
100-55420-132-000	POOL: SOC SEC	21.50	5,806.31	5,635.00 ( 171.31)	103.04	.00 ( 171.31)	
100-55420-133-000	POOL: MEDICARE	5.03	1,358.13	1,317.00 ( 41.13)	103.12	.00 ( 41.13)	
100-55420-134-000	POOL: LIFE INS	2.86	22.20	39.00 16.80	56.92	.00 16.80	
100-55420-135-000	POOL: HEALTH INS PREMIUMS	144.11	1,585.21	1,729.00 143.79	91.68	.00 143.79	
100-55420-137-000	POOL: HEALTH INS. CLAIMS CUR	5.60	426.58	146.00 ( 280.58)	292.18	.00 ( 280.58)	
100-55420-138-000	POOL: DENTAL INS	3.61	39.71	43.00 3.29	92.35	.00 3.29	
100-55420-139-000	POOL: LONG TERM DISABILITY	3.91	43.01	51.00 7.99	84.33	.00 7.99	
100-55420-201-000	POOL: POOL CHEMICALS	.00	18,917.74	15,000.00 ( 3,917.74)	126.12	.00 ( 3,917.74)	
100-55420-300-000	POOL: TELEPHONE	.00	113.49	200.00 86.51	56.75	.00 86.51	
100-55420-314-000	POOL: UTILITIES & REFUSE	911.04	28,357.33	30,000.00 1,642.67	94.52	.00 1,642.67	
100-55420-330-000	POOL: TRAVEL & CONFERENCES	.00	.00	500.00 500.00	.00	.00 500.00	
100-55420-340-000	POOL: OPERATING SUPPLIES	( 17.61)	9,221.32	5,000.00 ( 4,221.32)	184.43	.00 ( 4,221.32)	
100-55420-350-000	POOL: BUILDINGS & GROUNDS	.00	164.58	4,000.00 3,835.42	4.11	.00 3,835.42	
100-55420-410-000	POOL: SWIM TEAM	.00	270.58	1,000.00 729.42	27.06	.00 729.42	
100-55420-500-000	POOL: OUTLAY	21.09	712.77	10,000.00 9,287.23	7.13	.00 9,287.23	
100-55420-514-000	POOL: CONCESSION EXPENSES	1,264.15	1,699.15	550.00 ( 1,149.15)	308.94	.00 ( 1,149.15)	
100-55420-515-000	POOL: EXERCISE/TRAINING	.00	737.00	650.00 ( 87.00)	113.38	.00 ( 87.00)	
	<b>TOTAL SWIMMING POOL</b>	<b>2,756.08</b>	<b>163,466.72</b>	<b>167,148.00 3,681.28</b>	<b>97.80</b>	<b>.00 3,681.28</b>	

**CITY OF PLATTEVILLE**  
 DETAIL EXPENDITURES WITH COMPARISON TO BUDGET  
 FOR THE 10 MONTHS ENDING OCTOBER 31, 2023

**FUND 100 - GENERAL FUND**

	PERIOD ACTUAL	YTD ACTUAL	BUDGET AMOUNT	VARIANCE	% OF BUDGET	ENC BALANCE	UNENC BALANCE	
<u>FORESTRY</u>								
100-56110-210-000	FORESTRY: PROF SERVICES	.00	.00	1,250.00	1,250.00	.00	.00	1,250.00
100-56110-340-000	FORESTRY: MATERIALS/SUPPLIE	.00	5,921.39	5,000.00	( 921.39)	118.43	.00	( 921.39)
100-56110-341-000	FORESTRY: STUMP GRINDING	.00	.00	200.00	200.00	.00	.00	200.00
100-56110-342-000	FORESTRY: CHIPPING	.00	.00	23,000.00	23,000.00	.00	.00	23,000.00
	<b>TOTAL FORESTRY</b>	<b>.00</b>	<b>5,921.39</b>	<b>29,450.00</b>	<b>23,528.61</b>	<b>20.11</b>	<b>.00</b>	<b>23,528.61</b>
<u>PCAN</u>								
100-56300-341-000	PCAN PAYMENT	.00	6,900.00	5,670.00	( 1,230.00)	121.69	.00	( 1,230.00)
	<b>TOTAL PCAN</b>	<b>.00</b>	<b>6,900.00</b>	<b>5,670.00</b>	<b>( 1,230.00)</b>	<b>121.69</b>	<b>.00</b>	<b>( 1,230.00)</b>
<u>ROOM TAXES</u>								
100-56600-650-000	ROOM TAX ENTITY	.00	73,407.97	150,500.00	77,092.03	48.78	.00	77,092.03
	<b>TOTAL ROOM TAXES</b>	<b>.00</b>	<b>73,407.97</b>	<b>150,500.00</b>	<b>77,092.03</b>	<b>48.78</b>	<b>.00</b>	<b>77,092.03</b>
<u>URBAN DEVELOPMENT</u>								
100-56615-340-000	URBAN DEV - KALL.OPER.SUPPLI	22.60	203.40	248.00	44.60	82.02	.00	44.60
	<b>TOTAL URBAN DEVELOPMENT</b>	<b>22.60</b>	<b>203.40</b>	<b>248.00</b>	<b>44.60</b>	<b>82.02</b>	<b>.00</b>	<b>44.60</b>
<u>HOUSING DIVISION</u>								
100-56800-210-000	HSG DIV: PROF SERVICES	906.85	5,382.34	4,000.00	( 1,382.34)	134.56	.00	( 1,382.34)
	<b>TOTAL HOUSING DIVISION</b>	<b>906.85</b>	<b>5,382.34</b>	<b>4,000.00</b>	<b>( 1,382.34)</b>	<b>134.56</b>	<b>.00</b>	<b>( 1,382.34)</b>

**CITY OF PLATTEVILLE**  
 DETAIL EXPENDITURES WITH COMPARISON TO BUDGET  
 FOR THE 10 MONTHS ENDING OCTOBER 31, 2023

**FUND 100 - GENERAL FUND**

	PERIOD ACTUAL	YTD ACTUAL	BUDGET AMOUNT	VARIANCE	% OF BUDGET	ENC BALANCE	UNENC BALANCE	
<u>COMMUNITY PLANNING/DEVELO</u>								
100-56900-110-000	COMM P&D: SALARIES	7,798.53	81,024.06	87,256.00	6,231.94	92.86	.00	6,231.94
100-56900-120-000	COMM P&D: OTHER WAGES	.00	.00	18,698.00	18,698.00	.00	.00	18,698.00
100-56900-131-000	COMM P&D: WRS (ERS)	456.30	4,785.74	5,933.00	1,147.26	80.66	.00	1,147.26
100-56900-132-000	COMM P&D: SOC SEC	459.36	4,897.19	6,569.00	1,671.81	74.55	.00	1,671.81
100-56900-133-000	COMM P&D: MEDICARE	107.43	1,145.28	1,536.00	390.72	74.56	.00	390.72
100-56900-134-000	COMM P&D: LIFE INS	38.84	388.40	501.00	112.60	77.52	.00	112.60
100-56900-135-000	COMM P&D: HEALTH INS PREMIU	1,943.75	21,381.25	23,325.00	1,943.75	91.67	.00	1,943.75
100-56900-137-000	COMM P&D: HEALTH INS. CLAIMS	.00	3,638.46	944.00	( 2,694.46)	385.43	.00	( 2,694.46)
100-56900-138-000	COMM P&D: DENTAL INS	124.41	1,368.51	1,493.00	124.49	91.66	.00	124.49
100-56900-139-000	COMM P&D: LONG TERM DISABILI	58.05	638.55	750.00	111.45	85.14	.00	111.45
100-56900-210-000	COMM P&D: PROF SERVICES	.00	1,267.51	10,000.00	8,732.49	12.68	.00	8,732.49
100-56900-220-000	COMM P&D: GAS, OIL & REPAIRS	.00	294.59	300.00	5.41	98.20	.00	5.41
100-56900-309-000	COMM P&D: POSTAGE	71.52	644.73	500.00	( 144.73)	128.95	.00	( 144.73)
100-56900-310-000	COMM P&D: OFFICE SUPPLIES	.00	726.08	500.00	( 226.08)	145.22	.00	( 226.08)
100-56900-330-000	COMM P&D: TRAVEL & CONFERE	.00	15.00	200.00	185.00	7.50	.00	185.00
100-56900-380-000	COMM P&D: VEHICLE INSURANC	.00	1,287.00	.00	( 1,287.00)	.00	.00	( 1,287.00)
100-56900-403-000	COMM P&D: ZONING & PLANNING	170.20	888.00	1,600.00	712.00	55.50	.00	712.00
100-56900-486-000	COMM P&D: HISTORIC PRESERVA	105.00	262.00	250.00	( 12.00)	104.80	.00	( 12.00)
100-56900-500-000	COMM P&D: OUTLAY	.00	675.40	.00	( 675.40)	.00	.00	( 675.40)
	<b>TOTAL COMMUNITY PLANNING/D</b>	<b>11,333.39</b>	<b>125,327.75</b>	<b>160,355.00</b>	<b>35,027.25</b>	<b>78.16</b>	<b>.00</b>	<b>35,027.25</b>
	<b>TOTAL FUND EXPENDITURES</b>	<b>638,317.71</b>	<b>7,189,717.91</b>	<b>9,345,862.00</b>	<b>2,156,144.09</b>	<b>76.93</b>	<b>104,795.74</b>	<b>2,051,348.35</b>
	<b>NET REV OVER EXP</b>	<b>( 275,918.92)</b>	<b>( 197,945.90)</b>	<b>( 21,466.00)</b>	<b>( 176,479.90)</b>	<b>( 922.14)</b>	<b>( 104,795.74)</b>	<b>( 302,741.64)</b>

# CITY OF PLATTEVILLE

BALANCE SHEET  
OCTOBER 31, 2023

## FUND 101 - TAXI/BUS FUND

	BEGINNING BALANCE	CURRENT ACTIVITY	YTD ACTIVITY	ENDING BALANCE
<u>ASSETS</u>				
101-10001-000-000 TREASURER'S CASH	( 127,302.98)	( 37,433.68)	175,057.58	47,754.60
101-11111-000-000 GENERAL INVESTMENTS	.00	.00	.00	.00
101-12111-000-000 TAXES RECEIVABLE	.00	.00	.00	.00
101-13911-000-000 ACCOUNTS RECEIVABLE MISC.	396,613.94	.00	( 396,613.94)	.00
	269,310.96	( 37,433.68)	( 221,556.36)	47,754.60
TOTAL ASSETS	269,310.96	( 37,433.68)	( 221,556.36)	47,754.60
 <u>LIABILITIES AND EQUITY</u>				
<u>LIABILITIES</u>				
101-21211-000-000 VOUCHERS PAYABLE	( 37,330.45)	.00	37,330.45	.00
101-21220-000-000 WAGES PAYABLE CLEARING	.00	.00	.00	.00
101-21311-000-000 FEDERAL TAX W/H PAYABLE	.00	.00	.00	.00
101-21312-000-000 STATE TAX W/H PAYABLE	.00	.00	.00	.00
101-21313-000-000 6.20% SOC. SEC. EES	.00	.00	.00	.00
101-21314-000-000 1.45% SOC. SEC. EES	.00	.00	.00	.00
101-21315-000-000 6.20% SOC. SEC. ERS	.00	.00	.00	.00
101-21316-000-000 1.45% SOC. SEC. ERS	.00	.00	.00	.00
101-21520-000-000 GEN WRF EES	.00	.00	.00	.00
101-21522-000-000 GEN WRF ERS	.00	.00	.00	.00
	( 37,330.45)	.00	37,330.45	.00
TOTAL LIABILITIES	( 37,330.45)	.00	37,330.45	.00
 <u>FUND EQUITY</u>				
101-30000-000-000 BUDGET VARIANCE	.00	.00	.00	.00
101-31000-000-000 FUND BALANCE	( 231,980.51)	.00	.00	( 231,980.51)
101-34110-000-000 P.O. ENCUMBRANCE	.00	.00	.00	.00
NET INCOME/LOSS	.00	37,433.68	184,225.91	184,225.91
	( 231,980.51)	37,433.68	184,225.91	( 47,754.60)
TOTAL FUND EQUITY	( 231,980.51)	37,433.68	184,225.91	( 47,754.60)
TOTAL LIABILITIES AND EQUITY	( 269,310.96)	37,433.68	221,556.36	( 47,754.60)

**CITY OF PLATTEVILLE**  
 DETAIL REVENUES WITH COMPARISON TO BUDGET  
 FOR THE 10 MONTHS ENDING OCTOBER 31, 2023

**FUND 101 - TAXI/BUS FUND**

	PERIOD ACTUAL	YTD ACTUAL	BUDGET AMOUNT	VARIANCE	% OF BUDGET	ENC BALANCE	UNENC BALANCE
<u>INTERGOVERNMENTAL REVENUE</u>							
101-43229-225-000	FEDERAL TAXI/BUS GRANT	.00 ( 14,201.05)	412,247.00	( 426,448.05)	( 3.44)	.00 ( 426,448.05)	
101-43537-226-000	STATE TAXI/BUS GRANT	.00 124,413.00	115,550.00	8,863.00	107.67	.00 8,863.00	
	<b>TOTAL INTERGOVERNMENTAL RE</b>	<b>.00 110,211.95</b>	<b>527,797.00</b>	<b>( 417,585.05)</b>	<b>20.88</b>	<b>.00 ( 417,585.05)</b>	
<u>PUBLIC CHARGES FOR SERVICE</u>							
101-46350-100-000	BUS PASS SALES	440.00 2,960.00	1,000.00	1,960.00	296.00	.00 1,960.00	
101-46350-105-000	BUS FARES REVENUE	198.00 1,156.00	.00	1,156.00	.00	.00 1,156.00	
101-46350-110-000	TAXI FARES	23,687.50 171,182.00	115,000.00	56,182.00	148.85	.00 56,182.00	
	<b>TOTAL PUBLIC CHARGES FOR SE</b>	<b>24,325.50 175,298.00</b>	<b>116,000.00</b>	<b>59,298.00</b>	<b>151.12</b>	<b>.00 59,298.00</b>	
<u>INTERGOVERNMENTAL CHARGE</u>							
101-47230-621-000	UWP SHARE OF TAXI/BUS	13,794.68 137,946.80	222,523.00	( 84,576.20)	61.99	.00 ( 84,576.20)	
	<b>TOTAL INTERGOVERNMENTAL CH</b>	<b>13,794.68 137,946.80</b>	<b>222,523.00</b>	<b>( 84,576.20)</b>	<b>61.99</b>	<b>.00 ( 84,576.20)</b>	
<u>MISCELLANEOUS REVENUES</u>							
101-48200-830-000	TAXI PROPERTY RENT	.00 .00	12.00	( 12.00)	.00	.00 ( 12.00)	
101-48309-680-000	TAXI/BUS: SALE OF OTHER ITEMS	.00 550.00	.00	550.00	.00	.00 550.00	
	<b>TOTAL MISCELLANEOUS REVENUE</b>	<b>.00 550.00</b>	<b>12.00</b>	<b>538.00</b>	<b>4,583.33</b>	<b>.00 538.00</b>	
	<b>TOTAL FUND REVENUE</b>	<b>38,120.18 424,006.75</b>	<b>866,332.00</b>	<b>( 442,325.25)</b>	<b>48.94</b>	<b>.00 ( 442,325.25)</b>	

**CITY OF PLATTEVILLE**  
 DETAIL EXPENDITURES WITH COMPARISON TO BUDGET  
 FOR THE 10 MONTHS ENDING OCTOBER 31, 2023

**FUND 101 - TAXI/BUS FUND**

	PERIOD ACTUAL	YTD ACTUAL	BUDGET AMOUNT	VARIANCE	% OF BUDGET	ENC BALANCE	UNENC BALANCE
<u>TAXI SERVICE EXPENSES</u>							
101-53521-120-000 TAXI: OTHER WAGES	.00	4,119.51	4,626.00	506.49	89.05	.00	506.49
101-53521-131-000 TAXI: WRS (ERS)	.00	275.52	315.00	39.48	87.47	.00	39.48
101-53521-132-000 TAXI: SOC SEC	.00	255.41	287.00	31.59	88.99	.00	31.59
101-53521-133-000 TAXI: MEDICARE	.00	59.72	67.00	7.28	89.13	.00	7.28
101-53521-134-000 TAXI: LIFE INS	.00	24.10	.00	( 24.10)	.00	.00	( 24.10)
101-53521-135-000 TAXI: HEALTH INS PREMIUM	.00	805.41	865.00	59.59	93.11	.00	59.59
101-53521-137-000 TAXI: HEALTH INS CLAIMS	.00	.00	176.00	176.00	.00	.00	176.00
101-53521-138-000 TAXI: DENTAL INS	.00	38.86	42.00	3.14	92.52	.00	3.14
101-53521-139-000 TAXI: LONG TERM DISABILITY	.00	34.35	40.00	5.65	85.88	.00	5.65
101-53521-621-000 TAXI SERVICE EXPENSES	40,125.54	359,440.34	600,000.00	240,559.66	59.91	.00	240,559.66
101-53521-622-000 BUS SERVICE EXPENSES	35,428.32	243,139.59	336,000.00	92,860.41	72.36	.00	92,860.41
101-53521-623-000 BUS PASS PRINTING EXPENSES	.00	39.85	50.00	10.15	79.70	.00	10.15
101-53521-624-000 BUS ADMIN EXPENSES	.00	.00	25.00	25.00	.00	.00	25.00
<b>TOTAL TAXI SERVICE EXPENSES</b>	<b>75,553.86</b>	<b>608,232.66</b>	<b>942,493.00</b>	<b>334,260.34</b>	<b>64.53</b>	<b>.00</b>	<b>334,260.34</b>
<b>TOTAL FUND EXPENDITURES</b>	<b>75,553.86</b>	<b>608,232.66</b>	<b>942,493.00</b>	<b>334,260.34</b>	<b>64.53</b>	<b>.00</b>	<b>334,260.34</b>
<b>NET REV OVER EXP</b>	<b>( 37,433.68)</b>	<b>( 184,225.91)</b>	<b>( 76,161.00)</b>	<b>( 108,064.91)</b>	<b>( 241.89)</b>	<b>.00</b>	<b>( 184,225.91)</b>

# CITY OF PLATTEVILLE

BALANCE SHEET  
OCTOBER 31, 2023

## FUND 105 - DEBT SERVICE FUND

	BEGINNING BALANCE	CURRENT ACTIVITY	YTD ACTIVITY	ENDING BALANCE
<u>ASSETS</u>				
105-10001-000-000	53,327.80	1,648,341.00	140,252.11	193,579.91
105-10002-000-000	.00	.00	.00	.00
105-11109-000-000	.00	.00	.00	.00
105-11111-000-000	101,765.60	5,709.65	98,505.55	200,271.15
105-12111-000-000	.00	( 1,650,566.00)	.00	.00
105-17103-000-000	.00	.00	.00	.00
105-17202-000-000	.00	.00	.00	.00
TOTAL ASSETS	155,093.40	3,484.65	238,757.66	393,851.06
 <u>LIABILITIES AND EQUITY</u>				
<u>LIABILITIES</u>				
105-21211-000-000	.00	.00	.00	.00
105-22212-000-000	.00	.00	.00	.00
105-27002-000-000	( 103,025.17)	.00	.00	( 103,025.17)
105-27013-000-000	.00	.00	.00	.00
105-29102-000-000	.00	.00	.00	.00
TOTAL LIABILITIES	( 103,025.17)	.00	.00	( 103,025.17)
 <u>FUND EQUITY</u>				
105-30000-000-000	.00	.00	.00	.00
105-31000-000-000	( 52,068.23)	.00	.00	( 52,068.23)
105-32000-000-000	.00	.00	.00	.00
NET INCOME/LOSS	.00	( 3,484.65)	( 238,757.66)	( 238,757.66)
TOTAL FUND EQUITY	( 52,068.23)	( 3,484.65)	( 238,757.66)	( 290,825.89)
TOTAL LIABILITIES AND EQUITY	( 155,093.40)	( 3,484.65)	( 238,757.66)	( 393,851.06)

**CITY OF PLATTEVILLE**  
 DETAIL REVENUES WITH COMPARISON TO BUDGET  
 FOR THE 10 MONTHS ENDING OCTOBER 31, 2023

**FUND 105 - DEBT SERVICE FUND**

	PERIOD ACTUAL	YTD ACTUAL	BUDGET AMOUNT	VARIANCE	% OF BUDGET	ENC BALANCE	UNENC BALANCE
<u>TAXES</u>							
105-41100-100-000 GENERAL PROPERTY TAXES	.00	1,650,566.00	1,650,566.00	.00	100.00	.00	.00
TOTAL TAXES	.00	1,650,566.00	1,650,566.00	.00	100.00	.00	.00
<u>MISCELLANEOUS REVENUE</u>							
105-48110-818-000 INTEREST FROM BONDS	5,709.65	24,972.68	.00	24,972.68	.00	.00	24,972.68
TOTAL MISCELLANEOUS REVENUE	5,709.65	24,972.68	.00	24,972.68	.00	.00	24,972.68
<u>OTHER FINANCING SOURCES</u>							
105-49120-941-000 BOND PREMIUM	.00	89,294.85	.00	89,294.85	.00	.00	89,294.85
TOTAL OTHER FINANCING SOUR	.00	89,294.85	.00	89,294.85	.00	.00	89,294.85
TOTAL FUND REVENUE	5,709.65	1,764,833.53	1,650,566.00	114,267.53	106.92	.00	114,267.53



**CITY OF PLATTEVILLE**  
 DETAIL EXPENDITURES WITH COMPARISON TO BUDGET  
 FOR THE 10 MONTHS ENDING OCTOBER 31, 2023

**FUND 105 - DEBT SERVICE FUND**

	PERIOD ACTUAL	YTD ACTUAL	BUDGET AMOUNT	VARIANCE	% OF BUDGET	ENC BALANCE	UNENC BALANCE	
<u>PRINCIPAL ON NOTES</u>								
105-58100-013-000	PRINCIPAL LONG TERM NOTES	.00	1,210,000.00	1,385,000.00	175,000.00	87.36	.00	175,000.00
	TOTAL PRINCIPAL ON NOTES	.00	1,210,000.00	1,385,000.00	175,000.00	87.36	.00	175,000.00
<u>INTEREST AND FISCAL CHARGES</u>								
105-58200-005-000	INTEREST ON LONG TERM NOT	.00	296,488.89	303,753.00	7,264.11	97.61	.00	7,264.11
105-58200-210-000	PROF SERVICES	2,125.00	2,125.00	3,800.00	1,675.00	55.92	.00	1,675.00
105-58200-620-000	PAYING AGENT FEE	100.00	1,700.00	3,200.00	1,500.00	53.13	.00	1,500.00
105-58200-625-000	LEGAL AND ISSUANCE COSTS	.00	15,761.98	.00	( 15,761.98)	.00	.00	( 15,761.98)
	TOTAL INTEREST AND FISCAL CH	2,225.00	316,075.87	310,753.00	( 5,322.87)	101.71	.00	( 5,322.87)
	TOTAL FUND EXPENDITURES	2,225.00	1,526,075.87	1,695,753.00	169,677.13	89.99	.00	169,677.13
	NET REV OVER EXP	3,484.65	238,757.66	( 45,187.00)	283,944.66	528.38	.00	238,757.66

# CITY OF PLATTEVILLE

BALANCE SHEET  
OCTOBER 31, 2023

## FUND 110 - CAPITAL PROJECTS FUND

	BEGINNING BALANCE	CURRENT ACTIVITY	YTD ACTIVITY	ENDING BALANCE
<u>ASSETS</u>				
110-10001-000-000 TREASURER'S CASH	( 1,437,895.99)	( 360,308.87)	580,968.64	( 856,927.35)
110-11111-000-000 GENERAL INVESTMENTS	162,794.42	245,000.00	1,018,629.00	1,181,423.42
110-11116-000-000 LIBRARY CIP FUND INVESTMENTS	.00	.00	.00	.00
110-12111-000-000 TAXES RECEIVABLE	.00	( 100,000.00)	.00	.00
110-13911-000-000 ACCOUNTS RECEIVABLE MISC.	2,130,914.70	10,997.36	( 2,119,917.34)	10,997.36
110-14111-000-000 SUBSEQUENT YEAR BUDGET IT	.00	.00	.00	.00
110-15112-000-000 SPEC-ASSESS-CURB/GUTTER/S	.00	.00	.00	.00
TOTAL ASSETS	855,813.13	( 204,311.51)	( 520,319.70)	335,493.43
 <u>LIABILITIES AND EQUITY</u>				
<u>LIABILITIES</u>				
110-21211-000-000 VOUCHERS PAYABLE	( 358,288.50)	.00	320,354.37	( 37,934.13)
110-23352-000-000 KNOLLWOOD BIKE TRAIL DONATIONS	.00	.00	.00	.00
110-23523-000-000 POLICE STORAGE SHED DONAT	.00	.00	.00	.00
110-24500-000-000 BROADBAND BILL BEST	.00	.00	.00	.00
110-27180-000-000 RESERVE FOR NEW AMBULANCE	.00	.00	.00	.00
110-30000-000-000 BUDGET VARIANCE	.00	.00	.00	.00
110-34110-000-000 P.O. ENCUMBRANCE	.00	.00	.00	.00
TOTAL LIABILITIES	( 358,288.50)	.00	320,354.37	( 37,934.13)
 <u>FUND EQUITY</u>				
110-31000-000-000 FUND BALANCE	( 497,524.63)	.00	.00	( 497,524.63)
NET INCOME/LOSS	.00	204,311.51	199,281.33	199,281.33
TOTAL FUND EQUITY	( 497,524.63)	204,311.51	199,281.33	( 298,243.30)
TOTAL LIABILITIES AND EQUITY	( 855,813.13)	204,311.51	519,635.70	( 336,177.43)

**CITY OF PLATTEVILLE**  
 DETAIL REVENUES WITH COMPARISON TO BUDGET  
 FOR THE 10 MONTHS ENDING OCTOBER 31, 2023

**FUND 110 - CAPITAL PROJECTS FUND**

	PERIOD ACTUAL	YTD ACTUAL	BUDGET AMOUNT	VARIANCE	% OF BUDGET	ENC BALANCE	UNENC BALANCE
<u>TAXES</u>							
110-41100-100-000 GENERAL PROPERTY TAXES	.00	100,000.00	100,000.00	.00	100.00	.00	.00
TOTAL TAXES	.00	100,000.00	100,000.00	.00	100.00	.00	.00
<u>INTERGOVERNMENTAL REVENUE</u>							
110-43100-215-000 FEMA GRANT	.00	.00	334,125.00	( 334,125.00)	.00	.00	( 334,125.00)
110-43229-225-000 FEDERAL TAXI GRANT(VEHICLE)	.00	.00	120,000.00	( 120,000.00)	.00	.00	( 120,000.00)
110-43260-100-000 CDGB PLYGRND PKG LOT TRAIL	.00	241,499.30	.00	241,499.30	.00	.00	241,499.30
110-43534-275-000 TAP GRANT	.00	.00	36,800.00	( 36,800.00)	.00	.00	( 36,800.00)
110-43534-277-000 RADIO GRANT	.00	2,500.00	.00	2,500.00	.00	.00	2,500.00
110-43570-287-000 MUSEUM GRANT	.00	.00	64,000.00	( 64,000.00)	.00	.00	( 64,000.00)
110-43715-339-000 UW-P TAXI/BUS CONTRIBUTION	.00	.00	22,000.00	( 22,000.00)	.00	.00	( 22,000.00)
TOTAL INTERGOVERNMENTAL RE	.00	243,999.30	576,925.00	( 332,925.70)	42.29	.00	( 332,925.70)
<u>PUBLIC CHARGES FOR SERVICE</u>							
110-46300-100-000 WHEEL TAX-VEHICLE REG FEE	11,669.00	83,569.00	110,000.00	( 26,431.00)	75.97	.00	( 26,431.00)
TOTAL PUBLIC CHARGES FOR SE	11,669.00	83,569.00	110,000.00	( 26,431.00)	75.97	.00	( 26,431.00)
<u>MISCELLANEOUS REVENUE</u>							
110-48309-680-000 SALE OF CITY PROPERTIES	.00	.00	17,826.50	( 17,826.50)	.00	.00	( 17,826.50)
110-48500-843-000 INCLUSIVE PLAYGROUND DONATI	.00	38,324.13	.00	38,324.13	.00	.00	38,324.13
110-48500-843-111 INCL PLYGRND CAMERA DONATI	10,997.36	10,997.36	.00	10,997.36	.00	.00	10,997.36
110-48500-846-000 SENIOR CENTER VEHICLE DONAT	.00	.00	53,105.00	( 53,105.00)	.00	.00	( 53,105.00)
110-48500-847-000 CIP: LIBRARY DONATIONS	.00	.00	46,750.00	( 46,750.00)	.00	.00	( 46,750.00)
110-48500-848-000 CIP: SENIOR CENTER DONATION	.00	1,000.00	.00	1,000.00	.00	.00	1,000.00
110-48552-552-000 CIP PARK DONATIONS	.00	.00	20,000.00	( 20,000.00)	.00	.00	( 20,000.00)
TOTAL MISCELLANEOUS REVENU	10,997.36	50,321.49	137,681.50	( 87,360.01)	36.55	.00	( 87,360.01)
<u>OTHER FINANCING SOURCES</u>							
110-49120-940-000 LONG-TERM LOANS	245,000.00	1,455,000.00	1,355,000.00	100,000.00	107.38	.00	100,000.00
110-49200-720-000 PARKS TRUST FUND TRANSFER	.00	100,000.00	10,000.00	90,000.00	1,000.00	.00	90,000.00
110-49220-525-000 TRANSFER FROM TIF #5	.00	.00	60,000.00	( 60,000.00)	.00	.00	( 60,000.00)
110-49220-526-000 TRANSFER FROM TIF #6	.00	.00	75,000.00	( 75,000.00)	.00	.00	( 75,000.00)
110-49999-995-000 TRANSFER FROM ARPA FUND	.00	.00	200,000.00	( 200,000.00)	.00	.00	( 200,000.00)
110-49999-997-000 CIP FUND BAL TRANSFER	.00	.00	50,000.00	( 50,000.00)	.00	.00	( 50,000.00)
110-49999-999-000 TRANS.FR.GENERAL FUND	.00	48,979.27	486,054.27	( 437,075.00)	10.08	.00	( 437,075.00)
TOTAL OTHER FINANCING SOUR	245,000.00	1,603,979.27	2,236,054.27	( 632,075.00)	71.73	.00	( 632,075.00)

# CITY OF PLATTEVILLE

DETAIL REVENUES WITH COMPARISON TO BUDGET  
FOR THE 10 MONTHS ENDING OCTOBER 31, 2023

## FUND 110 - CAPITAL PROJECTS FUND

	PERIOD ACTUAL	YTD ACTUAL	BUDGET AMOUNT	VARIANCE	% OF BUDGET	ENC BALANCE	UNENC BALANCE
TOTAL FUND REVENUE	267,666.36	2,081,869.06	3,160,660.77	(1,078,791.71)	65.87	.00	(1,078,791.71)

**CITY OF PLATTEVILLE**  
 DETAIL EXPENDITURES WITH COMPARISON TO BUDGET  
 FOR THE 10 MONTHS ENDING OCTOBER 31, 2023

**FUND 110 - CAPITAL PROJECTS FUND**

	PERIOD ACTUAL	YTD ACTUAL	BUDGET AMOUNT	VARIANCE	% OF BUDGET	ENC BALANCE	UNENC BALANCE
<u>INTEREST ON NOTES</u>							
110-58200-625-000 CAP PRJ: LEGAL & ISSU COSTS	.00	44,751.00	.00	( 44,751.00)	.00	.00	( 44,751.00)
TOTAL INTEREST ON NOTES	.00	44,751.00	.00	( 44,751.00)	.00	.00	( 44,751.00)

**CITY OF PLATTEVILLE**  
 DETAIL EXPENDITURES WITH COMPARISON TO BUDGET  
 FOR THE 10 MONTHS ENDING OCTOBER 31, 2023

**FUND 110 - CAPITAL PROJECTS FUND**

		PERIOD		BUDGET		% OF	ENC	UNENC
		ACTUAL	YTD ACTUAL	AMOUNT	VARIANCE	BUDGET	BALANCE	BALANCE
<u>CAPITAL PROJECTS</u>								
110-60001-518-001	CAP PRJ: HVAC & 1ST FLR S. 3A	.00	4,456.17	50,000.00	45,543.83	8.91	.00	45,543.83
110-60001-518-002	CAP PRJ: CITY HALL AV	.00	11,559.79	100,000.00	88,440.21	11.56	.00	88,440.21
110-60001-518-003	CAP PRJ: CITY HALL ELEVATOR	.00	.00	80,000.00	80,000.00	.00	.00	80,000.00
110-60001-521-001	CAP PRJ: CITY WIDE CAMERA SY	31,265.26	103,790.43	140,000.00	36,209.57	74.14	.00	36,209.57
110-60001-521-002	CAP PRJ: PORTABLE RADIOS	.00	4,269.32	10,000.00	5,730.68	42.69	.00	5,730.68
110-60001-521-005	CAP PRJ: RADIO SYSTEM UPGRA	.00	.00	175,000.00	175,000.00	.00	.00	175,000.00
110-60001-521-006	CAP PRJ: RADIO REPEATER	.00	.00	42,000.00	42,000.00	.00	.00	42,000.00
110-60001-521-007	CAP PRJ: PD HVAC	24,000.00	24,000.00	.00	( 24,000.00)	.00	.00	( 24,000.00)
110-60001-522-001	CAP PRJ: RADIO REPL/DIGITAL U	.00	50,730.34	49,808.00	( 922.34)	101.85	.00	( 922.34)
110-60001-522-002	CAP PRJ: FD PORTABLE RADIOS	.00	27,028.32	25,000.00	( 2,028.32)	108.11	.00	( 2,028.32)
110-60001-522-003	CAP PRJ: FIRE AIRPACKS	.00	.00	371,250.00	371,250.00	.00	.00	371,250.00
110-60001-522-004	CAP PRJ: FD RADIO REPEATER	.00	.00	37,000.00	37,000.00	.00	.00	37,000.00
110-60001-533-004	CAP PRJ: END LOADER REPL #17	.00	.00	.00	.00	.00	3,400.00	( 3,400.00)
110-60001-533-005	CAP PRJ: 2.5 TON DUMP TRUCK	.00	238,220.00	239,914.00	1,694.00	99.29	1.00	1,693.00
110-60001-533-008	CAP PRJ: END LOADER PLOW	.00	155.40	50,000.00	49,844.60	.31	.00	49,844.60
110-60001-533-009	CAP PRJ: FORKLIFT	.00	19,800.00	17,000.00	( 2,800.00)	116.47	200.00	( 3,000.00)
110-60001-533-010	CAP PRJ: TIRE MACHINE	.00	10,499.99	12,000.00	1,500.01	87.50	.00	1,500.01
110-60001-533-011	CAP PRJ: PAINT MACHINE	.00	10,117.67	12,000.00	1,882.33	84.31	1,382.33	500.00
110-60001-533-012	CAP PRJ: BRINE TANK TRAILER	.00	8,800.00	11,000.00	2,200.00	80.00	.00	2,200.00
110-60001-533-013	CAP PRJ: ROADSIDE MOW/TRACT	.00	.00	30,000.00	30,000.00	.00	.00	30,000.00
110-60001-534-001	CAP PRJ: STRT REPAIR-WHEEL T	140,230.99	204,882.35	217,714.00	12,831.65	94.11	.00	12,831.65
110-60001-534-002	CAP PRJ: HIGHWAY STRIPING	.00	236.80	30,000.00	29,763.20	.79	.00	29,763.20
110-60001-534-003	CAP PRJ: ALLEYS	.00	1,357.00	20,000.00	18,643.00	6.79	.00	18,643.00
110-60001-535-002	CAP PRJ: BUS 151 SIDEWALK	.00	( 3,357.70)	.00	3,357.70	.00	.00	3,357.70
110-60001-535-004	CAP PRJ: TID 5 SIDEWALK	.00	8,863.20	60,000.00	51,136.80	14.77	.00	51,136.80
110-60001-536-001	CAP PRJ: SIDEWALK REPAIRS	.00	21,080.68	57,720.00	36,639.32	36.52	.00	36,639.32
110-60001-537-001	CAP PRJ: TID 6 INCUBATOR PARK	.00	1,186.00	75,000.00	73,814.00	1.58	.00	73,814.00
110-60001-541-001	CAP PRJ: IT SERVER UPGRADE	.00	66,145.10	.00	( 66,145.10)	.00	.00	( 66,145.10)
110-60001-541-002	CAP PRJ: IT INFRASTRUCTURE IM	.00	.00	50,000.00	50,000.00	.00	.00	50,000.00
110-60001-542-001	CAP PRJ: CITY GARAGE ROOF	.00	112,239.20	230,000.00	117,760.80	48.80	20,140.00	97,620.80
110-60001-551-000	CAP PRJ: ROUNDTREE BRANCH TR	.00	8,450.00	10,000.00	1,550.00	84.50	.00	1,550.00
110-60001-551-001	CAP PRJ: TAP GRANT NON-MOTO	.00	.00	46,000.00	46,000.00	.00	.00	46,000.00
110-60001-552-003	CAP PRJ: PICKLEBALL COURTS	.00	( 35,000.00)	.00	35,000.00	.00	.00	35,000.00
110-60001-552-006	CAP PRJ: PARKS MOWERS	.00	.00	25,000.00	25,000.00	.00	.00	25,000.00
110-60001-552-010	CAP PRJ: INC PLYGRND EXP-GRA	.00	322,369.92	.00	( 322,369.92)	.00	.00	( 322,369.92)
110-60001-552-011	CAP PRJ: INC PLYGRD EXP-DONA	( 92.27)	37,194.11	.00	( 37,194.11)	.00	.00	( 37,194.11)
110-60001-552-012	CAP PRJ: PARKS SILO SHELTER	.00	.00	30,000.00	30,000.00	.00	.00	30,000.00
110-60001-552-013	CAP PRJ: PARKS ELEC ACC FENC	.00	1,653.25	25,000.00	23,346.75	6.61	.00	23,346.75
110-60001-552-014	CAP PRJ: POOL HOT WATER HEA	.00	1,361.39	10,000.00	8,638.61	13.61	.00	8,638.61
110-60001-552-015	CAP PRJ: PARK SECURITY CAME	.00	.00	50,000.00	50,000.00	.00	.00	50,000.00
110-60001-552-016	CAP PRJ: POOL INTEGRITY EVAL	14,620.75	60,658.00	62,000.00	1,342.00	97.84	.00	1,342.00
110-60001-552-017	CAP PRJ: POOL REPAIRS	.00	39,782.00	39,782.00	.00	100.00	.00	.00
110-60001-552-018	CAP PRJ: TURF SWEEPER	.00	22,900.00	.00	( 22,900.00)	.00	.00	( 22,900.00)
110-60001-553-002	CAP PRJ: TRAIN SAFETY FENCE	.00	191.92	.00	( 191.92)	.00	.00	( 191.92)
110-60001-553-003	CAP PRJ: PRESERVATION PLAN	.00	.00	8,397.00	8,397.00	.00	5,646.64	2,750.36
110-60001-553-004	CAP PRJ: ENERGY AUDIT	.00	.00	64,000.00	64,000.00	.00	.00	64,000.00
110-60001-553-005	CAP PRJ: SAFETY, SECURITY, AIR	.00	21,573.72	34,371.00	12,797.28	62.77	6,587.51	6,209.77
110-60001-553-006	CAP PRJ: MUSEUM PARKING	.00	.00	90,000.00	90,000.00	.00	.00	90,000.00
110-60001-553-007	CAP PRJ: ROCK SCHOOL IMPROV	.00	.00	25,000.00	25,000.00	.00	.00	25,000.00
110-60001-557-000	CAP PRJ: SENIOR CITIZEN CENTE	319.99	155,610.94	48,979.27	( 106,631.67)	317.71	3,700.00	( 110,331.67)
110-60001-557-001	CAP PRJ: SENIOR CENTER VEHIC	.00	.00	53,105.00	53,105.00	.00	.00	53,105.00
110-60001-911-000	CAP PRJ: STREET CONSTRUCTIO	.00	1,103.00	.00	( 1,103.00)	.00	.00	( 1,103.00)
110-60001-911-001	CAP PRJ: BUSHWY 151 SAFETY I	.00	42,610.77	.00	( 42,610.77)	.00	.00	( 42,610.77)

**CITY OF PLATTEVILLE**  
 DETAIL EXPENDITURES WITH COMPARISON TO BUDGET  
 FOR THE 10 MONTHS ENDING OCTOBER 31, 2023

**FUND 110 - CAPITAL PROJECTS FUND**

	PERIOD		BUDGET		% OF	ENC	UNENC
	ACTUAL	YTD ACTUAL	AMOUNT	VARIANCE	BUDGET	BALANCE	BALANCE
110-60001-911-007	CAP PRJ: CEDAR ST-STREET	.00	12,455.05	.00 ( 12,455.05)	.00	.00 ( 12,455.05)	
110-60001-911-008	CAP PRJ: GRIDLEY AVE-STREET	2,625.97	364.00	.00 ( 364.00)	.00	.00 ( 364.00)	
110-60001-911-009	CAP PRJ: HICKORY ST-STREET	5,580.17	54,129.88	.00 ( 54,129.88)	.00	.00 ( 54,129.88)	
110-60001-911-010	CAP PRJ: JEFFERSON ST-STREET	63,522.46	100,596.09	323,100.00 222,503.91	31.13	.00 222,503.91	
110-60001-935-001	CAP PRJ:23-27 TECH REPLACEME	.00	6,412.50	23,000.00 16,587.50	27.88	.00 16,587.50	
110-60001-935-002	CAP PRJ: COMMUNITY ROOM	.00	.00	26,000.00 26,000.00	.00	.00 26,000.00	
110-60001-935-003	CAP PRJ: LACTATION SPACE	1,264.00	2,291.00	22,000.00 19,709.00	10.41	.00 19,709.00	
110-60001-935-004	CAP PRJ: REPAINTING WALLS	.00	.00	12,000.00 12,000.00	.00	.00 12,000.00	
110-60001-935-005	CAP PRJ: FLOOR CLEANING EQUI	.00	9,617.55	10,500.00 882.45	91.60	.00 882.45	
110-60001-939-000	CAP PRJ: STORM SEWER	.00	3,125.00	.00 ( 3,125.00)	.00	.00 ( 3,125.00)	
110-60001-939-002	CAP PRJ: FASTENAL STORM SEW	.00	6,340.20	25,000.00 18,659.80	25.36	.00 18,659.80	
110-60001-939-004	CAP PRJ: MAIN ST CULVERT-STO	15,951.86	124,102.50	.00 ( 124,102.50)	.00	.00 ( 124,102.50)	
110-60001-939-005	CAP PRJ: DEWEY ST-STORM SWR	.00 ( 10,702.04)		.00 10,702.04	.00	.00 10,702.04	
110-60001-939-006	CAP PRJ: DEBORAH CT-STORM S	.00 ( 16,507.16)		.00 16,507.16	.00	.00 16,507.16	
110-60001-939-007	CAP PRJ: CEDAR ST-STORM	.00	511.12	.00 ( 511.12)	.00	.00 ( 511.12)	
110-60001-939-008	CAP PRJ: GRIDLEY AVE-STORM	970.54	197.28	.00 ( 197.28)	.00	.00 ( 197.28)	
110-60001-939-009	CAP PRJ: HICKORY ST-STORM	2,062.40	10,525.97	.00 ( 10,525.97)	.00	.00 ( 10,525.97)	
110-60001-939-010	CAP PRJ: JEFFERSON ST-STORM	169,655.75	258,466.37	276,900.00 18,433.63	93.34	.00 18,433.63	
110-60001-942-001	CAP PRJ: AIRPORT CIP MATCH	.00	.00	30,000.00 30,000.00	.00	.00 30,000.00	
110-60001-947-000	CAP PRJ: TAXI VEHICLE	.00	209.00	.00 ( 209.00)	.00	.00 ( 209.00)	
110-60001-947-001	CAP PRJ: TAXI VEHICLE	.00	67,746.00	40,000.00 ( 27,746.00)	169.37	.00 ( 27,746.00)	
110-60001-947-002	CAP PRJ: BUS VEHICLE	.00	.00	110,000.00 110,000.00	.00	.00 110,000.00	
	<b>TOTAL CAPITAL PROJECTS</b>	<b>471,977.87</b>	<b>2,237,083.39</b>	<b>3,712,540.27 1,475,456.88</b>	<b>60.26</b>	<b>41,057.48</b>	<b>1,434,399.40</b>
	<b>TOTAL FUND EXPENDITURES</b>	<b>471,977.87</b>	<b>2,281,834.39</b>	<b>3,712,540.27 1,430,705.88</b>	<b>61.46</b>	<b>41,057.48</b>	<b>1,389,648.40</b>
	<b>NET REV OVER EXP</b>	<b>( 204,311.51)</b>	<b>( 199,965.33)</b>	<b>( 551,879.50) 351,914.17</b>	<b>( 36.23)</b>	<b>( 41,057.48)</b>	<b>( 241,022.81)</b>

# CITY OF PLATTEVILLE

BALANCE SHEET  
OCTOBER 31, 2023

## FUND 124 - TIF DISTRICT #4 FUND

	BEGINNING BALANCE	CURRENT ACTIVITY	YTD ACTIVITY	ENDING BALANCE	
<u>ASSETS</u>					
124-10001-000-000	TREASURER'S CASH	.00	.00	.00	.00
124-11111-000-000	GENERAL INVESTMENTS	.00	.00	.00	.00
124-12111-000-000	TAXES RECEIVABLE	.00	.00	.00	.00
124-13911-000-000	ACCOUNTS RECEIVABLE MISC.	.00	.00	.00	.00
124-17106-000-000	ADVANCE DUE FROM GEN FUND	.00	.00	.00	.00
	TOTAL ASSETS	.00	.00	.00	.00
<u>LIABILITIES AND EQUITY</u>					
<u>LIABILITIES</u>					
124-21211-000-000	VOUCHERS PAYABLE	.00	.00	.00	.00
124-27015-000-000	LONG-TERM ADV. TO TIF#4	.00	.00	.00	.00
	TOTAL LIABILITIES	.00	.00	.00	.00
<u>FUND EQUITY</u>					
124-30000-000-000	BUDGET VARIANCE	.00	.00	.00	.00
124-31000-000-000	FUND BALANCE	.00	.00	.00	.00
	NET INCOME/LOSS	.00	.00	.00	.00
	TOTAL FUND EQUITY	.00	.00	.00	.00
	TOTAL LIABILITIES AND EQUITY	.00	.00	.00	.00



# CITY OF PLATTEVILLE

BALANCE SHEET  
OCTOBER 31, 2023

## FUND 125 - TIF DISTRICT #5 FUND

		BEGINNING BALANCE	CURRENT ACTIVITY	YTD ACTIVITY	ENDING BALANCE
<u>ASSETS</u>					
125-10001-000-000	TREASURER'S CASH	224,045.86	570,881.00	376,001.64	600,047.50
125-11111-000-000	GENERAL INVESTMENTS	.00	.00	.00	.00
125-12111-000-000	TAXES RECEIVABLE	.00	( 791,547.19)	.00	.00
125-13911-000-000	ACCOUNTS RECEIVABLE MISC.	.00	.00	.00	.00
	<b>TOTAL ASSETS</b>	<u>224,045.86</u>	<u>( 220,666.19)</u>	<u>376,001.64</u>	<u>600,047.50</u>
 <u>LIABILITIES AND EQUITY</u>					
<u>LIABILITIES</u>					
125-21211-000-000	VOUCHERS PAYABLE	( 3,379.67)	.00	3,379.67	.00
125-22211-000-000	ADVANCE TAX COLLECTIONS-TID 5	( 220,666.19)	220,666.19	220,666.19	.00
125-27015-000-000	LONG-TERM ADV. TO TIF#5	.00	.00	.00	.00
125-27018-000-000	ADVANCE DUE TO UTILITY	.00	.00	.00	.00
	<b>TOTAL LIABILITIES</b>	<u>( 224,045.86)</u>	<u>220,666.19</u>	<u>224,045.86</u>	<u>.00</u>
 <u>FUND EQUITY</u>					
125-30000-000-000	BUDGET VARIANCE	.00	.00	.00	.00
125-31000-000-000	FUND BALANCE	.00	.00	.00	.00
125-32005-000-000	TIF #5 FUND BALANCE	.00	.00	.00	.00
125-34110-000-000	P.O. ENCUMBRANCE	.00	.00	.00	.00
	NET INCOME/LOSS	.00	.00	( 600,047.50)	( 600,047.50)
	<b>TOTAL FUND EQUITY</b>	<u>.00</u>	<u>.00</u>	<u>( 600,047.50)</u>	<u>( 600,047.50)</u>
	<b>TOTAL LIABILITIES AND EQUITY</b>	<u>( 224,045.86)</u>	<u>220,666.19</u>	<u>( 376,001.64)</u>	<u>( 600,047.50)</u>

**CITY OF PLATTEVILLE**  
 DETAIL REVENUES WITH COMPARISON TO BUDGET  
 FOR THE 10 MONTHS ENDING OCTOBER 31, 2023

**FUND 125 - TIF DISTRICT #5 FUND**

	PERIOD ACTUAL	YTD ACTUAL	BUDGET AMOUNT	VARIANCE	% OF BUDGET	ENC BALANCE	UNENC BALANCE
<u>TAXES</u>							
125-41120-115-000 TIF #5 DISTRICT TAXES	.00	791,547.19	754,447.00	37,100.19	104.92	.00	37,100.19
TOTAL TAXES	.00	791,547.19	754,447.00	37,100.19	104.92	.00	37,100.19
<u>INTERGOVERNMENTAL REVENUE</u>							
125-43410-234-000 TIF#5 EXEMPT COMPUTER ST.	.00	7,180.63	7,181.00	( .37)	99.99	.00	( .37)
125-43410-235-000 TIF#5 EXEMPT PERS PROP AID	.00	4,287.45	4,287.00	.45	100.01	.00	.45
TOTAL INTERGOVERNMENTAL RE	.00	11,468.08	11,468.00	.08	100.00	.00	.08
TOTAL FUND REVENUE	.00	803,015.27	765,915.00	37,100.27	104.84	.00	37,100.27

**CITY OF PLATTEVILLE**  
 DETAIL EXPENDITURES WITH COMPARISON TO BUDGET  
 FOR THE 10 MONTHS ENDING OCTOBER 31, 2023

**FUND 125 - TIF DISTRICT #5 FUND**

	PERIOD ACTUAL	YTD ACTUAL	BUDGET AMOUNT	VARIANCE	% OF BUDGET	ENC BALANCE	UNENC BALANCE
<u>ATTORNEY</u>							
125-51300-210-000	ATTORNEY: PROF SERVICES	.00	1,592.40	.00	( 1,592.40)	.00	.00 ( 1,592.40)
	TOTAL ATTORNEY	.00	1,592.40	.00	( 1,592.40)	.00	.00 ( 1,592.40)
<u>TAX INCREMENT DISTRICT FEES</u>							
125-56600-290-000	TAX INCREMENT DISTRICT FEES	.00	150.00	150.00	.00	100.00	.00 .00
	TOTAL TAX INCREMENT DISTRICT	.00	150.00	150.00	.00	100.00	.00 .00
<u>INCUBATOR</u>							
125-56721-509-000	PLATTEVILLE INCUBATOR	.00	10,000.00	10,000.00	.00	100.00	.00 .00
125-56721-510-000	GRANT CTY ECON DEV	.00	6,386.34	6,386.00	( .34)	100.01	.00 ( .34)
	TOTAL INCUBATOR	.00	16,386.34	16,386.00	( .34)	100.00	.00 ( .34)
<u>PRINCIPAL ON TIF#5 NOTES</u>							
125-58100-018-000	PRINCIPAL ON TIF#5 NOTES	.00	181,782.05	181,782.00	( .05)	100.00	.00 ( .05)
	TOTAL DEPARTMENT 100	.00	181,782.05	181,782.00	( .05)	100.00	.00 ( .05)
<u>INTEREST ON NOTES</u>							
125-58200-019-000	INTEREST ON TIF#5 NOTES	.00	2,256.99	2,257.00	.01	100.00	.00 .01
	TOTAL INTEREST ON NOTES	.00	2,256.99	2,257.00	.01	100.00	.00 .01
<u>TIF #5 - CAPITAL PROJECTS</u>							
125-60005-210-000	PROFESSIONAL SERVICES	.00	799.99	350.00	( 449.99)	228.57	.00 ( 449.99)
125-60005-802-000	PAYMENT TO TID #7	.00	.00	564,990.00	564,990.00	.00	.00 564,990.00
	TOTAL TIF #5 - CAPITAL PROJECT	.00	799.99	565,340.00	564,540.01	.14	.00 564,540.01
	TOTAL FUND EXPENDITURES	.00	202,967.77	765,915.00	562,947.23	26.50	.00 562,947.23
	NET REV OVER EXP	.00	600,047.50	.00	600,047.50	.00	.00 600,047.50

# CITY OF PLATTEVILLE

BALANCE SHEET  
OCTOBER 31, 2023

## FUND 126 - TIF DISTRICT #6 FUND

	BEGINNING BALANCE	CURRENT ACTIVITY	YTD ACTIVITY	ENDING BALANCE
<u>ASSETS</u>				
126-10001-000-000	30,894.30	411,112.21	( 424,891.53)	( 393,997.23)
126-11111-000-000	.00	.00	.00	.00
126-12111-000-000	.00	( 570,047.12)	.00	.00
126-13911-000-000	.00	.00	.00	.00
126-17106-000-000	.00	.00	.00	.00
<b>TOTAL ASSETS</b>	<u>30,894.30</u>	<u>( 158,934.91)</u>	<u>( 424,891.53)</u>	<u>( 393,997.23)</u>
 <u>LIABILITIES AND EQUITY</u>				
<u>LIABILITIES</u>				
126-21211-000-000	( 1,042.17)	.00	1,042.17	.00
126-22211-000-000	( 158,895.55)	158,895.55	158,895.55	.00
126-27015-000-000	( 378,723.54)	.00	.00	( 378,723.54)
126-27016-000-000	.00	.00	.00	.00
126-27018-000-000	( 65,552.30)	.00	.00	( 65,552.30)
<b>TOTAL LIABILITIES</b>	<u>( 604,213.56)</u>	<u>158,895.55</u>	<u>159,937.72</u>	<u>( 444,275.84)</u>
 <u>FUND EQUITY</u>				
126-30000-000-000	.00	.00	.00	.00
126-31000-000-000	573,319.26	.00	.00	573,319.26
126-32006-000-000	.00	.00	.00	.00
126-34110-000-000	.00	.00	.00	.00
NET INCOME/LOSS	.00	39.36	264,953.81	264,953.81
<b>TOTAL FUND EQUITY</b>	<u>573,319.26</u>	<u>39.36</u>	<u>264,953.81</u>	<u>838,273.07</u>
<b>TOTAL LIABILITIES AND EQUITY</b>	<u>( 30,894.30)</u>	<u>158,934.91</u>	<u>424,891.53</u>	<u>393,997.23</u>

**CITY OF PLATTEVILLE**  
 DETAIL REVENUES WITH COMPARISON TO BUDGET  
 FOR THE 10 MONTHS ENDING OCTOBER 31, 2023

**FUND 126 - TIF DISTRICT #6 FUND**

	PERIOD ACTUAL	YTD ACTUAL	BUDGET AMOUNT	VARIANCE	% OF BUDGET	ENC BALANCE	UNENC BALANCE
<u>TAXES</u>							
126-41120-115-000 TIF #6 DISTRICT TAXES	.00	570,047.12	629,213.00	( 59,165.88)	90.60	.00	( 59,165.88)
TOTAL TAXES	.00	570,047.12	629,213.00	( 59,165.88)	90.60	.00	( 59,165.88)
<u>INTERGOVERNMENTAL REVENUE</u>							
126-43410-234-000 EXEMPT COMPUTER AID	.00	1,013.25	1,013.00	.25	100.02	.00	.25
126-43410-235-000 EXEMPT PERSONAL PROPERTY A	.00	2,316.06	2,316.00	.06	100.00	.00	.06
TOTAL INTERGOVERNMENTAL RE	.00	3,329.31	3,329.00	.31	100.01	.00	.31
TOTAL FUND REVENUE	.00	573,376.43	632,542.00	( 59,165.57)	90.65	.00	( 59,165.57)

**CITY OF PLATTEVILLE**  
 DETAIL EXPENDITURES WITH COMPARISON TO BUDGET  
 FOR THE 10 MONTHS ENDING OCTOBER 31, 2023

**FUND 126 - TIF DISTRICT #6 FUND**

	PERIOD ACTUAL	YTD ACTUAL	BUDGET AMOUNT	VARIANCE	% OF BUDGET	ENC BALANCE	UNENC BALANCE	
<u>ATTORNEY</u>								
126-51300-210-000	ATTORNEY: PROF SERVICES	.00	2,323.37	5,000.00	2,676.63	46.47	.00	2,676.63
	TOTAL ATTORNEY	.00	2,323.37	5,000.00	2,676.63	46.47	.00	2,676.63
<u>ASSESSOR</u>								
126-51530-412-000	ASSESSOR:ST. MANUFACTURING	.00	1,283.57	1,309.00	25.43	98.06	.00	25.43
	TOTAL ASSESSOR	.00	1,283.57	1,309.00	25.43	98.06	.00	25.43
<u>TAX INCREMENT DISTRICT FEE</u>								
126-56600-290-000	TAX INCREMENT DISTRICT FEES	.00	150.00	150.00	.00	100.00	.00	.00
	TOTAL TAX INCREMENT DISTRICT	.00	150.00	150.00	.00	100.00	.00	.00
<u>INCUBATOR</u>								
126-56721-509-000	PLATTEVILLE INCUBATOR	.00	10,000.00	10,000.00	.00	100.00	.00	.00
126-56721-510-000	GRANT CTY ECON DEV	.00	6,386.33	6,386.00	( .33)	100.01	.00	( .33)
	TOTAL INCUBATOR	.00	16,386.33	16,386.00	( .33)	100.00	.00	( .33)
<u>PRINCIPAL ON NOTES</u>								
126-58100-018-000	PRINCIPAL ON TIF#6 NOTES	.00	581,774.86	582,423.00	648.14	99.89	.00	648.14
	TOTAL PRINCIPAL ON NOTES	.00	581,774.86	582,423.00	648.14	99.89	.00	648.14
<u>INTEREST ON NOTES</u>								
126-58200-019-000	INTEREST ON TIF#6 NOTES	.00	102,971.40	102,323.00	( 648.40)	100.63	.00	( 648.40)
	TOTAL INTEREST ON NOTES	.00	102,971.40	102,323.00	( 648.40)	100.63	.00	( 648.40)
<u>TIF #6 CAPITAL PROJECTS</u>								
126-60006-210-000	TIF #6: PROFESSIONAL SERVICE	.00	800.00	700.00	( 100.00)	114.29	.00	( 100.00)
126-60006-314-000	TIF #6: UTILITIES AND REFUSE	39.36	378.18	450.00	71.82	84.04	.00	71.82
126-60006-567-000	TIF #6: PVILLE AREA IND DEV CO	.00	77,050.00	77,050.00	.00	100.00	.00	.00
126-60006-801-000	TAX INCREMENTS TO EMMI ROTH	.00	55,212.53	59,565.00	4,352.47	92.69	.00	4,352.47
	TOTAL TIF #6 CAPITAL PROJECTS	39.36	133,440.71	137,765.00	4,324.29	96.86	.00	4,324.29

**CITY OF PLATTEVILLE**  
 DETAIL EXPENDITURES WITH COMPARISON TO BUDGET  
 FOR THE 10 MONTHS ENDING OCTOBER 31, 2023

**FUND 126 - TIF DISTRICT #6 FUND**

	PERIOD ACTUAL	YTD ACTUAL	BUDGET AMOUNT	VARIANCE	% OF BUDGET	ENC BALANCE	UNENC BALANCE
TOTAL FUND EXPENDITURES	39.36	838,330.24	845,356.00	7,025.76	99.17	.00	7,025.76
NET REV OVER EXP	( 39.36)	( 264,953.81)	( 212,814.00)	( 52,139.81)	( 124.50)	.00	( 264,953.81)

# CITY OF PLATTEVILLE

BALANCE SHEET  
OCTOBER 31, 2023

## FUND 127 - TIF DISTRICT #7 FUND

		BEGINNING BALANCE	CURRENT ACTIVITY	YTD ACTIVITY	ENDING BALANCE
<hr/>					
<u>ASSETS</u>					
127-10001-000-000	TREASURER'S CASH	144,027.76	284,312.43	( 506,349.77)	( 362,322.01)
127-11111-000-000	GENERAL INVESTMENTS	43,623.19	206.22	1,833.32	45,456.51
127-12111-000-000	TAXES RECEIVABLE	.00	( 419,632.28)	.00	.00
127-13911-000-000	ACCOUNTS RECEIVABLE MISC.	.00	.00	.00	.00
127-17107-000-000	ADVANCE DUE FROM TIF #7	.00	.00	.00	.00
<hr/>					
	TOTAL ASSETS	187,650.95	( 135,113.63)	( 504,516.45)	( 316,865.50)
<hr/>					
<u>LIABILITIES AND EQUITY</u>					
<u>LIABILITIES</u>					
127-21211-000-000	VOUCHERS PAYABLE	18,900.34	.00	( 18,900.34)	.00
127-22211-000-000	ADVANCE TAX COLLECTIONS-TID 7	( 116,986.85)	116,986.85	116,986.85	.00
127-27015-000-000	LONG-TERM ADV. TO TIF#7	.00	.00	.00	.00
127-27017-000-000	ADVANCE DUE TO CP - TIF #7	.00	.00	.00	.00
127-27018-000-000	ADVANCE DUE TO UTILITIES	( 199,306.09)	.00	.00	( 199,306.09)
<hr/>					
	TOTAL LIABILITIES	( 297,392.60)	116,986.85	98,086.51	( 199,306.09)
<hr/>					
<u>FUND EQUITY</u>					
127-30000-000-000	BUDGET VARIANCE	.00	.00	.00	.00
127-31000-000-000	FUND BALANCE	109,741.65	.00	.00	109,741.65
127-32007-000-000	TIF #7 FUND BALANCE	.00	.00	.00	.00
127-34110-000-000	P.O. ENCUMBRANCE	.00	.00	.00	.00
	NET INCOME/LOSS	.00	18,126.78	406,429.94	406,429.94
<hr/>					
	TOTAL FUND EQUITY	109,741.65	18,126.78	406,429.94	516,171.59
<hr/>					
	TOTAL LIABILITIES AND EQUITY	( 187,650.95)	135,113.63	504,516.45	316,865.50
<hr/>					



**CITY OF PLATTEVILLE**  
 DETAIL REVENUES WITH COMPARISON TO BUDGET  
 FOR THE 10 MONTHS ENDING OCTOBER 31, 2023

**FUND 127 - TIF DISTRICT #7 FUND**

	PERIOD ACTUAL	YTD ACTUAL	BUDGET AMOUNT	VARIANCE	% OF BUDGET	ENC BALANCE	UNENC BALANCE
<u>TAXES</u>							
127-41120-115-000 TIF #7 DISTRICT TAXES	.00	419,632.28	399,964.00	19,668.28	104.92	.00	19,668.28
TOTAL TAXES	.00	419,632.28	399,964.00	19,668.28	104.92	.00	19,668.28
<u>INTERGOVERNMENTAL REVENUE</u>							
127-43410-234-000 TIF#7 EXEMPT COMPUTER ST.	.00	3,911.87	3,912.00	( .13)	100.00	.00	( .13)
127-43410-235-000 TIF#7 EXEMPT PERS PROP AID	.00	6,422.50	6,423.00	( .50)	99.99	.00	( .50)
TOTAL INTERGOVERNMENTAL RE	.00	10,334.37	10,335.00	( .63)	99.99	.00	( .63)
<u>MISCELLANEOUS REVENUES</u>							
127-48110-817-000 INTEREST FROM TIF#7 BOND	206.22	1,833.32	500.00	1,333.32	366.66	.00	1,333.32
127-48500-840-000 DEVELOPER GUARANTEE	.00	53,720.21	48,515.00	5,205.21	110.73	.00	5,205.21
TOTAL MISCELLANEOUS REVENU	206.22	55,553.53	49,015.00	6,538.53	113.34	.00	6,538.53
<u>OTHER FINANCING SOURCES</u>							
127-49200-989-000 ADVANCE FROM TID#5	.00	.00	564,990.00	( 564,990.00)	.00	.00	( 564,990.00)
TOTAL OTHER FINANCING SOUR	.00	.00	564,990.00	( 564,990.00)	.00	.00	( 564,990.00)
TOTAL FUND REVENUE	206.22	485,520.18	1,024,304.00	( 538,783.82)	47.40	.00	( 538,783.82)

**CITY OF PLATTEVILLE**  
 DETAIL EXPENDITURES WITH COMPARISON TO BUDGET  
 FOR THE 10 MONTHS ENDING OCTOBER 31, 2023

**FUND 127 - TIF DISTRICT #7 FUND**

	PERIOD ACTUAL	YTD ACTUAL	BUDGET AMOUNT	VARIANCE	% OF BUDGET	ENC BALANCE	UNENC BALANCE	
<u>ATTORNEY</u>								
127-51300-210-000	ATTORNEY: PROF SERVICES	.00	1,262.00	1,500.00	238.00	84.13	.00	238.00
	TOTAL ATTORNEY	.00	1,262.00	1,500.00	238.00	84.13	.00	238.00
<u>ASSESSOR</u>								
127-51530-412-000	ASSESSOR:ST. MANUFACTURING	.00	15.53	16.00	.47	97.06	.00	.47
	TOTAL ASSESSOR	.00	15.53	16.00	.47	97.06	.00	.47
<u>TAX INCREMENT DISTRICT FEES</u>								
127-56600-290-000	TAX INCREMENT DISTRICT FEES	.00	150.00	150.00	.00	100.00	.00	.00
	TOTAL TAX INCREMENT DISTRICT	.00	150.00	150.00	.00	100.00	.00	.00
<u>INCUBATOR</u>								
127-56721-509-000	PLATTEVILLE INCUBATOR	.00	10,000.00	10,000.00	.00	100.00	.00	.00
127-56721-510-000	GRANT CTY ECON DEV	.00	6,386.33	6,386.00	(.33)	100.01	.00	(.33)
	TOTAL INCUBATOR	.00	16,386.33	16,386.00	(.33)	100.00	.00	(.33)
<u>COMM PLAN &amp; DEVELOPMENT</u>								
127-56900-568-000	TIF #7 MAIN STREET PROGRAM	.00	37,500.00	37,500.00	.00	100.00	.00	.00
	TOTAL COMM PLAN & DEVELOPM	.00	37,500.00	37,500.00	.00	100.00	.00	.00
<u>PRINCIPAL ON NOTES</u>								
127-58100-018-000	PRINCIPAL ON TIF#7 NOTES	.00	535,000.00	655,000.00	120,000.00	81.68	.00	120,000.00
	TOTAL PRINCIPAL ON NOTES	.00	535,000.00	655,000.00	120,000.00	81.68	.00	120,000.00
<u>INTEREST ON NOTES</u>								
127-58200-019-000	INTEREST ON TIF#7 NOTES	.00	117,006.25	121,671.00	4,664.75	96.17	.00	4,664.75
	TOTAL INTEREST ON NOTES	.00	117,006.25	121,671.00	4,664.75	96.17	.00	4,664.75

**CITY OF PLATTEVILLE**  
 DETAIL EXPENDITURES WITH COMPARISON TO BUDGET  
 FOR THE 10 MONTHS ENDING OCTOBER 31, 2023

**FUND 127 - TIF DISTRICT #7 FUND**

	PERIOD ACTUAL	YTD ACTUAL	BUDGET AMOUNT	VARIANCE	% OF BUDGET	ENC BALANCE	UNENC BALANCE
<u>TIF #7 CAPITAL PROJECTS</u>							
127-60007-210-000	PROFESSIONAL SERVICES	.00	1,300.01	.00	( 1,300.01)	.00	.00 ( 1,300.01)
127-60007-802-000	LEASE PMTS TO DEVELOPER	18,333.00	183,330.00	219,996.00	36,666.00	83.33	.00 36,666.00
	<b>TOTAL TIF #7 CAPITAL PROJECTS</b>	<u>18,333.00</u>	<u>184,630.01</u>	<u>219,996.00</u>	<u>35,365.99</u>	<u>83.92</u>	<u>.00 35,365.99</u>
	<b>TOTAL FUND EXPENDITURES</b>	<u>18,333.00</u>	<u>891,950.12</u>	<u>1,052,219.00</u>	<u>160,268.88</u>	<u>84.77</u>	<u>.00 160,268.88</u>
	<b>NET REV OVER EXP</b>	<u>( 18,126.78)</u>	<u>( 406,429.94)</u>	<u>( 27,915.00)</u>	<u>( 378,514.94)</u>	<u>( 1,455.96)</u>	<u>.00 ( 406,429.94)</u>

# CITY OF PLATTEVILLE

BALANCE SHEET  
OCTOBER 31, 2023

## FUND 129 - TIF DISTRICT #9 FUND

		BEGINNING BALANCE	CURRENT ACTIVITY	YTD ACTIVITY	ENDING BALANCE
<hr/>					
<u>ASSETS</u>					
129-10001-000-000	TREASURER'S CASH	.00	( 1,000.00)	( 11,967.30)	( 11,967.30)
129-11111-000-000	GENERAL INVESTMENTS	.00	.00	.00	.00
129-12111-000-000	TAXES RECEIVABLE	.00	.00	.00	.00
<hr/>					
	TOTAL ASSETS	.00	( 1,000.00)	( 11,967.30)	( 11,967.30)
<hr/> <hr/>					
<u>LIABILITIES AND EQUITY</u>					
<u>LIABILITIES</u>					
129-21211-000-000	VOUCHERS PAYABLE	.00	.00	.00	.00
129-22211-000-000	ADVANCE TAX COLLECTIONS-TID 9	.00	.00	.00	.00
<hr/>					
	TOTAL LIABILITIES	.00	.00	.00	.00
<u>FUND EQUITY</u>					
129-31000-000-000	FUND BALANCE	.00	.00	.00	.00
	NET INCOME/LOSS	.00	1,000.00	11,967.30	11,967.30
<hr/>					
	TOTAL FUND EQUITY	.00	1,000.00	11,967.30	11,967.30
<hr/>					
	TOTAL LIABILITIES AND EQUITY	.00	1,000.00	11,967.30	11,967.30
<hr/> <hr/>					

**CITY OF PLATTEVILLE**  
 DETAIL EXPENDITURES WITH COMPARISON TO BUDGET  
 FOR THE 10 MONTHS ENDING OCTOBER 31, 2023

**FUND 129 - TIF DISTRICT #9 FUND**

	PERIOD ACTUAL	YTD ACTUAL	BUDGET AMOUNT	VARIANCE	% OF BUDGET	ENC BALANCE	UNENC BALANCE
<u>ADMINISTRATIVE OFFICE SUPPLI</u>							
129-51451-500-000 ADMINISTRATIVE	.00	60.20	.00	( 60.20)	.00	.00	( 60.20)
TOTAL ADMINISTRATIVE OFFICE	.00	60.20	.00	( 60.20)	.00	.00	( 60.20)
<u>CITY TREASURER</u>							
129-51510-210-000 PROFESSIONAL SERVICES	.00	10,907.10	.00	( 10,907.10)	.00	.00	( 10,907.10)
TOTAL CITY TREASURER	.00	10,907.10	.00	( 10,907.10)	.00	.00	( 10,907.10)
<u>TAX INCREMENT DISTRICT FEE</u>							
129-56600-290-000 TAX INCREMENT DISTRICT FEES	1,000.00	1,000.00	.00	( 1,000.00)	.00	.00	( 1,000.00)
TOTAL TAX INCREMENT DISTRICT	1,000.00	1,000.00	.00	( 1,000.00)	.00	.00	( 1,000.00)
TOTAL FUND EXPENDITURES	1,000.00	11,967.30	.00	( 11,967.30)	.00	.00	( 11,967.30)
NET REV OVER EXP	( 1,000.00)	( 11,967.30)	.00	( 11,967.30)	.00	.00	( 11,967.30)

# CITY OF PLATTEVILLE

BALANCE SHEET  
OCTOBER 31, 2023

## FUND 130 - REDEVEL. AUTH (RDA) FUND

	BEGINNING BALANCE	CURRENT ACTIVITY	YTD ACTIVITY	ENDING BALANCE	
<u>ASSETS</u>					
130-10001-000-000	TREASURER'S CASH	110,554.98	2,061.71 (	32,900.46)	77,654.52
130-11111-000-000	GENERAL INVESTMENTS	.00	.00	.00	.00
130-13911-000-000	ACCOUNTS RECEIVABLE MISC.	.00	.00	.00	.00
130-17200-000-000	NOTES REC. ECON. DEV.(ALLBE)	.00	.00	.00	.00
130-17400-000-000	RDA LOANS RECEIVABLE	288,226.33	( 1,565.95)	29,794.37	318,020.70
	<b>TOTAL ASSETS</b>	<b>398,781.31</b>	<b>495.76 (</b>	<b>3,106.09)</b>	<b>395,675.22</b>
 <u>LIABILITIES AND EQUITY</u>					
<u>LIABILITIES</u>					
130-21211-000-000	VOUCHERS PAYABLE	.00	.00	.00	.00
130-26000-000-000	DEFERRED (PREPAID) REVENUE	.00	.00	.00	.00
130-26001-000-000	RDA LOANS RECEIVABLE	( 288,226.33)	1,565.95 (	29,794.37)	( 318,020.70)
130-27000-000-000	NOTES ADV. ECON DEV.(ALLBE)	.00	.00	.00	.00
	<b>TOTAL LIABILITIES</b>	<b>( 288,226.33)</b>	<b>1,565.95 (</b>	<b>29,794.37)</b>	<b>( 318,020.70)</b>
 <u>FUND EQUITY</u>					
130-30000-000-000	BUDGET VARIANCE	.00	.00	.00	.00
130-31000-000-000	FUND BALANCE	( 110,554.98)	.00	.00	( 110,554.98)
130-34110-000-000	P.O. ENCUMBRANCE	.00	.00	.00	.00
	NET INCOME/LOSS	.00	( 2,061.71)	32,900.46	32,900.46
	<b>TOTAL FUND EQUITY</b>	<b>( 110,554.98)</b>	<b>( 2,061.71)</b>	<b>32,900.46</b>	<b>( 77,654.52)</b>
	<b>TOTAL LIABILITIES AND EQUITY</b>	<b>( 398,781.31)</b>	<b>( 495.76)</b>	<b>3,106.09</b>	<b>( 395,675.22)</b>

# CITY OF PLATTEVILLE

DETAIL REVENUES WITH COMPARISON TO BUDGET  
FOR THE 10 MONTHS ENDING OCTOBER 31, 2023

## FUND 130 - REDEVEL. AUTH (RDA) FUND

	PERIOD ACTUAL	YTD ACTUAL	BUDGET AMOUNT	VARIANCE	% OF BUDGET	ENC BALANCE	UNENC BALANCE
<u>OTHER FINANCING SOURCES</u>							
130-49210-920-000	LOS AMIGOS MKT LOAN	.00	3,827.03	3,827.00	.03	100.00	.00
130-49210-924-000	DRIFTLESS MARKET LOAN PMT	876.04	6,132.28	10,512.00 ( 4,379.72)	58.34	.00 ( 4,379.72)	.03
130-49210-925-000	DEALS N DRAGONS LOAN PAYME	283.56	2,835.60	3,403.00 ( 567.40)	83.33	.00 ( 567.40)	.00
130-49210-930-000	LMN INVESTMENT LOAN PMT.	1,321.83	11,896.47	15,862.00 ( 3,965.53)	75.00	.00 ( 3,965.53)	.00
130-49210-932-000	HD ACADEMY LOAN	451.16	2,706.96	.00 2,706.96	.00	.00 2,706.96	.00
	<b>TOTAL OTHER FINANCING SOUR</b>	<b>2,932.59</b>	<b>27,398.34</b>	<b>33,604.00 ( 6,205.66)</b>	<b>81.53</b>	<b>.00 ( 6,205.66)</b>	<b>.00</b>
	<b>TOTAL FUND REVENUE</b>	<b>2,932.59</b>	<b>27,398.34</b>	<b>33,604.00 ( 6,205.66)</b>	<b>81.53</b>	<b>.00 ( 6,205.66)</b>	<b>.00</b>

**CITY OF PLATTEVILLE**  
 DETAIL EXPENDITURES WITH COMPARISON TO BUDGET  
 FOR THE 10 MONTHS ENDING OCTOBER 31, 2023

**FUND 130 - REDEVEL. AUTH (RDA) FUND**

		PERIOD ACTUAL	YTD ACTUAL	BUDGET AMOUNT	VARIANCE	% OF BUDGET	ENC BALANCE	UNENC BALANCE
<u>COMM. PLAN &amp; DEVELOPMENT</u>								
130-56900-210-000	RDA: ATTORNEY-PROF SERVICE	.00	90.00	500.00	410.00	18.00	.00	410.00
130-56900-712-000	RDA: LOANS - OTHER	.00	51,500.00	40,000.00	( 11,500.00)	128.75	.00	( 11,500.00)
130-56900-800-000	RDA: GRANTS	.00	.00	2,000.00	2,000.00	.00	.00	2,000.00
130-56900-923-000	RDA: CITY LOAN PMTS-LMN INV	870.88	8,708.80	10,450.00	1,741.20	83.34	.00	1,741.20
	<b>TOTAL COMM. PLAN &amp; DEVELOPM</b>	<b>870.88</b>	<b>60,298.80</b>	<b>52,950.00</b>	<b>( 7,348.80)</b>	<b>113.88</b>	<b>.00</b>	<b>( 7,348.80)</b>
	<b>TOTAL FUND EXPENDITURES</b>	<b>870.88</b>	<b>60,298.80</b>	<b>52,950.00</b>	<b>( 7,348.80)</b>	<b>113.88</b>	<b>.00</b>	<b>( 7,348.80)</b>
	<b>NET REV OVER EXP</b>	<b>2,061.71</b>	<b>( 32,900.46)</b>	<b>( 19,346.00)</b>	<b>( 13,554.46)</b>	<b>( 170.06)</b>	<b>.00</b>	<b>( 32,900.46)</b>



# CITY OF PLATTEVILLE

BALANCE SHEET  
OCTOBER 31, 2023

## FUND 135 - AFFORDABLE HOUSING

	BEGINNING BALANCE	CURRENT ACTIVITY	YTD ACTIVITY	ENDING BALANCE
<u>ASSETS</u>				
135-10001-000-000	125,151.90	( 2,390.48)	( 58,112.38)	67,039.52
135-13911-000-000	.00	( 160.00)	.00	.00
TOTAL ASSETS	125,151.90	( 2,550.48)	( 58,112.38)	67,039.52
<u>LIABILITIES AND EQUITY</u>				
<u>LIABILITIES</u>				
135-21211-000-000	( 1,951.22)	.00	1,951.22	.00
TOTAL LIABILITIES	( 1,951.22)	.00	1,951.22	.00
<u>FUND EQUITY</u>				
135-30000-000-000	.00	.00	.00	.00
135-31000-000-000	( 123,200.68)	.00	.00	( 123,200.68)
NET INCOME/LOSS	.00	2,550.48	56,161.16	56,161.16
TOTAL FUND EQUITY	( 123,200.68)	2,550.48	56,161.16	( 67,039.52)
TOTAL LIABILITIES AND EQUITY	( 125,151.90)	2,550.48	58,112.38	( 67,039.52)

**CITY OF PLATTEVILLE**  
 DETAIL REVENUES WITH COMPARISON TO BUDGET  
 FOR THE 10 MONTHS ENDING OCTOBER 31, 2023

**FUND 135 - AFFORDABLE HOUSING**

	PERIOD ACTUAL	YTD ACTUAL	BUDGET AMOUNT	VARIANCE	% OF BUDGET	ENC BALANCE	UNENC BALANCE	
<u>OTHER FINANCING SOURCES</u>								
135-49210-920-000	AFFORD HOUSING: LOANS	1,573.34	13,070.30	10,000.00	3,070.30	130.70	.00	3,070.30
	TOTAL OTHER FINANCING SOUR	1,573.34	13,070.30	10,000.00	3,070.30	130.70	.00	3,070.30
	TOTAL FUND REVENUE	1,573.34	13,070.30	10,000.00	3,070.30	130.70	.00	3,070.30

**CITY OF PLATTEVILLE**  
 DETAIL EXPENDITURES WITH COMPARISON TO BUDGET  
 FOR THE 10 MONTHS ENDING OCTOBER 31, 2023

**FUND 135 - AFFORDABLE HOUSING**

	PERIOD ACTUAL	YTD ACTUAL	BUDGET AMOUNT	VARIANCE	% OF BUDGET	ENC BALANCE	UNENC BALANCE
<u>AFFORDABLE HOUSING</u>							
135-56900-210-000	AFFORD HOUSING: ATTY-PROF S	90.00	210.00	120.00	( 90.00)	175.00	.00 ( 90.00)
135-56900-712-000	AFFORD HOUSING: LOANS	.00	41,360.08	25,000.00	( 16,360.08)	165.44	.00 ( 16,360.08)
135-56900-800-000	AFFORD HOUSING: GRANTS	4,033.82	27,661.38	30,000.00	2,338.62	92.20	.00 2,338.62
	<b>TOTAL AFFORDABLE HOUSING</b>	<b>4,123.82</b>	<b>69,231.46</b>	<b>55,120.00</b>	<b>( 14,111.46)</b>	<b>125.60</b>	<b>.00 ( 14,111.46)</b>
	<b>TOTAL FUND EXPENDITURES</b>	<b>4,123.82</b>	<b>69,231.46</b>	<b>55,120.00</b>	<b>( 14,111.46)</b>	<b>125.60</b>	<b>.00 ( 14,111.46)</b>
	<b>NET REV OVER EXP</b>	<b>( 2,550.48)</b>	<b>( 56,161.16)</b>	<b>( 45,120.00)</b>	<b>( 11,041.16)</b>	<b>( 124.47)</b>	<b>.00 ( 56,161.16)</b>

# CITY OF PLATTEVILLE

BALANCE SHEET  
OCTOBER 31, 2023

## FUND 140 - BROSKE CENTER

		BEGINNING BALANCE	CURRENT ACTIVITY	YTD ACTIVITY	ENDING BALANCE
<u>ASSETS</u>					
140-10001-000-000	TREASURER'S CASH	13,541.00	( 742.90)	13,149.32	26,690.32
140-13911-000-000	ACCOUNTS RECEIVABLE MISC.	3,000.00	( 6,000.00)	( 3,000.00)	.00
	<b>TOTAL ASSETS</b>	<b>16,541.00</b>	<b>( 6,742.90)</b>	<b>10,149.32</b>	<b>26,690.32</b>
 <u>LIABILITIES AND EQUITY</u>					
<u>LIABILITIES</u>					
140-21211-000-000	VOUCHERS PAYABLE	( 542.84)	.00	542.84	.00
140-23356-000-000	BROSKE CENTER: TRUST/DONATIONS	( 232.80)	3,000.00	.00	( 232.80)
140-23388-000-000	PREPAID BROSKE CENTER RENT	( 6,350.00)	( 3,600.00)	3,190.00	( 3,160.00)
140-27192-000-000	BROSKE CENTER: DAMAGE DEPOSITS	( 2,135.00)	500.00	.00	( 2,135.00)
	<b>TOTAL LIABILITIES</b>	<b>( 9,260.64)</b>	<b>( 100.00)</b>	<b>3,732.84</b>	<b>( 5,527.80)</b>
 <u>FUND EQUITY</u>					
140-30000-000-000	BUDGET VARIANCE	.00	.00	.00	.00
140-31000-000-000	FUND BALANCE	( 7,280.36)	.00	.00	( 7,280.36)
140-34110-000-000	P.O. ENCUMBRANCE	.00	.00	.00	.00
	NET INCOME/LOSS	.00	6,842.90	( 13,882.16)	( 13,882.16)
	<b>TOTAL FUND EQUITY</b>	<b>( 7,280.36)</b>	<b>6,842.90</b>	<b>( 13,882.16)</b>	<b>( 21,162.52)</b>
	<b>TOTAL LIABILITIES AND EQUITY</b>	<b>( 16,541.00)</b>	<b>6,742.90</b>	<b>( 10,149.32)</b>	<b>( 26,690.32)</b>

**CITY OF PLATTEVILLE**  
 DETAIL REVENUES WITH COMPARISON TO BUDGET  
 FOR THE 10 MONTHS ENDING OCTOBER 31, 2023

**FUND 140 - BROSKE CENTER**

	PERIOD ACTUAL	YTD ACTUAL	BUDGET AMOUNT	VARIANCE	% OF BUDGET	ENC BALANCE	UNENC BALANCE	
<u>BROSKE CENTER REVENUES</u>								
140-46740-670-000	BROSKE CENTER: RENTAL	.00	2,400.00	1,000.00	1,400.00	240.00	.00	1,400.00
140-46740-671-000	BROSKE CENTER: RENTAL TAXAB	936.13	32,201.23	15,000.00	17,201.23	214.67	.00	17,201.23
	TOTAL BROSKE CENTER REVENUE	936.13	34,601.23	16,000.00	18,601.23	216.26	.00	18,601.23
	TOTAL FUND REVENUE	936.13	34,601.23	16,000.00	18,601.23	216.26	.00	18,601.23

**CITY OF PLATTEVILLE**  
 DETAIL EXPENDITURES WITH COMPARISON TO BUDGET  
 FOR THE 10 MONTHS ENDING OCTOBER 31, 2023

**FUND 140 - BROSKE CENTER**

	PERIOD ACTUAL	YTD ACTUAL	BUDGET AMOUNT	VARIANCE	% OF BUDGET	ENC BALANCE	UNENC BALANCE
<u>BROSKE CENTER EXPENSES</u>							
140-55130-314-000	BROSKE CENTER: UTILITY/REFU	693.65	7,021.12	7,000.00	( 21.12)	100.30	.00 ( 21.12)
140-55130-340-000	BROSKE CENTER: OPER SUPPLIE	2,268.93	6,544.67	5,500.00	( 1,044.67)	118.99	.00 ( 1,044.67)
140-55130-350-000	BROSKE CENTER: BLDG & GRND	2,000.00	2,529.25	.00	( 2,529.25)	.00	.00 ( 2,529.25)
140-55130-500-000	BROSKE CENTER: OUTLAY	2,816.45	4,624.03	3,000.00	( 1,624.03)	154.13	.00 ( 1,624.03)
	<b>TOTAL BROSKE CENTER EXPENS</b>	<b>7,779.03</b>	<b>20,719.07</b>	<b>15,500.00</b>	<b>( 5,219.07)</b>	<b>133.67</b>	<b>.00 ( 5,219.07)</b>
	<b>TOTAL FUND EXPENDITURES</b>	<b>7,779.03</b>	<b>20,719.07</b>	<b>15,500.00</b>	<b>( 5,219.07)</b>	<b>133.67</b>	<b>.00 ( 5,219.07)</b>
	<b>NET REV OVER EXP</b>	<b>( 6,842.90)</b>	<b>13,882.16</b>	<b>500.00</b>	<b>13,382.16</b>	<b>2,776.43</b>	<b>.00 13,882.16</b>

# CITY OF PLATTEVILLE

BALANCE SHEET  
OCTOBER 31, 2023

## FUND 150 - ARPA FUND

	BEGINNING BALANCE	CURRENT ACTIVITY	YTD ACTIVITY	ENDING BALANCE
<u>ASSETS</u>				
150-10001-000-000 TREASURER'S CASH	794,649.36	( 12,183.00)	40,433.98	835,083.34
TOTAL ASSETS	794,649.36	( 12,183.00)	40,433.98	835,083.34
 <u>LIABILITIES AND EQUITY</u>				
<u>LIABILITIES</u>				
150-21211-000-000 VOUCHERS PAYABLE	.00	.00	.00	.00
150-27000-000-000 UNEARNED REVENUE-ARPA	( 794,648.95)	.00	.00	( 794,648.95)
TOTAL LIABILITIES	( 794,648.95)	.00	.00	( 794,648.95)
 <u>FUND EQUITY</u>				
150-31000-000-000 FUND BALANCE	( .41)	.00	.00	( .41)
150-34110-000-000 P.O. ENCUMBRANCE	.00	.00	.00	.00
NET INCOME/LOSS	.00	12,183.00	( 40,433.98)	( 40,433.98)
TOTAL FUND EQUITY	( .41)	12,183.00	( 40,433.98)	( 40,433.98)
TOTAL LIABILITIES AND EQUITY	( 794,649.36)	12,183.00	( 40,433.98)	( 835,083.34)

**CITY OF PLATTEVILLE**  
 DETAIL REVENUES WITH COMPARISON TO BUDGET  
 FOR THE 10 MONTHS ENDING OCTOBER 31, 2023

**FUND 150 - ARPA FUND**

	PERIOD ACTUAL	YTD ACTUAL	BUDGET AMOUNT	VARIANCE	% OF BUDGET	ENC BALANCE	UNENC BALANCE
<u>INTERGOVERNMENTAL REVENUE</u>							
150-43100-216-000 ARPA:LOCAL FISCAL RECOV. FUN	.00	58,158.98	348,670.00	( 290,511.02)	16.68	.00	( 290,511.02)
TOTAL INTERGOVERNMENTAL RE	.00	58,158.98	348,670.00	( 290,511.02)	16.68	.00	( 290,511.02)
TOTAL FUND REVENUE	.00	58,158.98	348,670.00	( 290,511.02)	16.68	.00	( 290,511.02)



**CITY OF PLATTEVILLE**  
 DETAIL EXPENDITURES WITH COMPARISON TO BUDGET  
 FOR THE 10 MONTHS ENDING OCTOBER 31, 2023

**FUND 150 - ARPA FUND**

	PERIOD ACTUAL	YTD ACTUAL	BUDGET AMOUNT	VARIANCE	% OF BUDGET	ENC BALANCE	UNENC BALANCE
<u>ARPA FUND EXPENSES</u>							
150-57130-210-000	ARPA PROFESSIONAL SERVICES	12,183.00	17,725.00	17,000.00	( 725.00)	104.26	.00 ( 725.00)
	TOTAL ARPA FUND EXPENSES	12,183.00	17,725.00	17,000.00	( 725.00)	104.26	.00 ( 725.00)
<u>TRANSFER TO CIP</u>							
150-59240-915-000	TRANSFER TO GENERAL FUND	.00	.00	75,000.00	75,000.00	.00	.00 75,000.00
150-59240-990-000	TRANSFER TO CIP	.00	.00	256,670.00	256,670.00	.00	.00 256,670.00
	TOTAL TRANSFER TO CIP	.00	.00	331,670.00	331,670.00	.00	.00 331,670.00
	TOTAL FUND EXPENDITURES	12,183.00	17,725.00	348,670.00	330,945.00	5.08	.00 330,945.00
	NET REV OVER EXP	( 12,183.00)	40,433.98	.00	40,433.98	.00	.00 40,433.98

# CITY OF PLATTEVILLE

BALANCE SHEET  
OCTOBER 31, 2023

## FUND 151 - FIRE FACILITY

	BEGINNING BALANCE	CURRENT ACTIVITY	YTD ACTIVITY	ENDING BALANCE
<u>ASSETS</u>				
151-10001-000-000 TREASURER'S CASH	( 27,826.35)	( 1,727.20)	( 89,145.95)	( 116,972.30)
151-13911-000-000 ACCOUNTS RECEIVABLE MISC.	66,005.35	.00	( 66,005.35)	.00
TOTAL ASSETS	<u>38,179.00</u>	<u>( 1,727.20)</u>	<u>( 155,151.30)</u>	<u>( 116,972.30)</u>
<u>LIABILITIES AND EQUITY</u>				
<u>LIABILITIES</u>				
151-21211-000-000 VOUCHERS PAYABLE	( 5,293.40)	.00	5,293.40	.00
TOTAL LIABILITIES	( 5,293.40)	.00	5,293.40	.00
<u>FUND EQUITY</u>				
151-31000-000-000 FUND BALANCE	( 32,885.60)	.00	.00	( 32,885.60)
NET INCOME/LOSS	.00	1,727.20	149,857.90	149,857.90
TOTAL FUND EQUITY	( 32,885.60)	1,727.20	149,857.90	116,972.30
TOTAL LIABILITIES AND EQUITY	<u>( 38,179.00)</u>	<u>1,727.20</u>	<u>155,151.30</u>	<u>116,972.30</u>

**CITY OF PLATTEVILLE**  
 DETAIL REVENUES WITH COMPARISON TO BUDGET  
 FOR THE 10 MONTHS ENDING OCTOBER 31, 2023

**FUND 151 - FIRE FACILITY**

	PERIOD ACTUAL	YTD ACTUAL	BUDGET AMOUNT	VARIANCE	% OF BUDGET	ENC BALANCE	UNENC BALANCE
<u>FIRE FACILITY FUNDS</u>							
151-43260-237-000	FIRE FACILITY FED APPROP.	.00 ( 66,005.35)	.00 ( 66,005.35)	.00	.00	( 66,005.35)	
	TOTAL FIRE FACILITY FUNDS	.00 ( 66,005.35)	.00 ( 66,005.35)	.00	.00	( 66,005.35)	
<u>FIRE FACILITY DONATIONS</u>							
151-48500-100-000	FIRE FACILITY DONATION	.00 .00	7,033,000.00 (7,033,000.00)	.00	.00	(7,033,000.00)	
	TOTAL FIRE FACILITY DONATIONS	.00 .00	7,033,000.00 (7,033,000.00)	.00	.00	(7,033,000.00)	
	TOTAL FUND REVENUE	.00 ( 66,005.35)	7,033,000.00 (7,099,005.35)	(.94)	.00	(7,099,005.35)	

**CITY OF PLATTEVILLE**  
 DETAIL EXPENDITURES WITH COMPARISON TO BUDGET  
 FOR THE 10 MONTHS ENDING OCTOBER 31, 2023

**FUND 151 - FIRE FACILITY**

	PERIOD ACTUAL	YTD ACTUAL	BUDGET AMOUNT	VARIANCE	% OF BUDGET	ENC BALANCE	UNENC BALANCE
<u>FIRE FACILITY EXPENDITURES</u>							
151-57220-820-005 FF PROFESSIONAL FEES	1,727.20	83,852.55	7,000,000.00	6,916,147.45	1.20	.00	6,916,147.45
TOTAL FIRE FACILITY EXPENDITURE	<u>1,727.20</u>	<u>83,852.55</u>	<u>7,000,000.00</u>	<u>6,916,147.45</u>	<u>1.20</u>	<u>.00</u>	<u>6,916,147.45</u>
TOTAL FUND EXPENDITURES	<u>1,727.20</u>	<u>83,852.55</u>	<u>7,000,000.00</u>	<u>6,916,147.45</u>	<u>1.20</u>	<u>.00</u>	<u>6,916,147.45</u>
NET REV OVER EXP	<u>( 1,727.20)</u>	<u>( 149,857.90)</u>	<u>33,000.00</u>	<u>( 182,857.90)</u>	<u>( 454.11)</u>	<u>.00</u>	<u>( 149,857.90)</u>

# CITY OF PLATTEVILLE

BALANCE SHEET  
OCTOBER 31, 2023

## FUND 152 - NIF GRANT

	BEGINNING BALANCE	CURRENT ACTIVITY	YTD ACTIVITY	ENDING BALANCE
<u>ASSETS</u>				
152-10001-000-000 TREASURER'S CASH	70,427.52	.00	( 70,427.52)	.00
TOTAL ASSETS	<u>70,427.52</u>	<u>.00</u>	<u>( 70,427.52)</u>	<u>.00</u>
<u>LIABILITIES AND EQUITY</u>				
<u>LIABILITIES</u>				
152-21211-000-000 VOUCHERS PAYABLE	( 70,427.52)	.00	70,427.52	.00
TOTAL LIABILITIES	<u>( 70,427.52)</u>	<u>.00</u>	<u>70,427.52</u>	<u>.00</u>
<u>FUND EQUITY</u>				
152-31000-000-000 FUND BALANCE	.00	.00	.00	.00
NET INCOME/LOSS	.00	.00	.00	.00
TOTAL FUND EQUITY	<u>.00</u>	<u>.00</u>	<u>.00</u>	<u>.00</u>
TOTAL LIABILITIES AND EQUITY	<u>( 70,427.52)</u>	<u>.00</u>	<u>70,427.52</u>	<u>.00</u>

**CITY OF PLATTEVILLE**  
 DETAIL REVENUES WITH COMPARISON TO BUDGET  
 FOR THE 10 MONTHS ENDING OCTOBER 31, 2023

**FUND 152 - NIF GRANT**

	PERIOD ACTUAL	YTD ACTUAL	BUDGET AMOUNT	VARIANCE	% OF BUDGET	ENC BALANCE	UNENC BALANCE
<u>NIF GRANT FUNDS</u>							
152-43560-100-000 NIF GRANT FUNDS	.00	2,704,577.00	.00	2,704,577.00	.00	.00	2,704,577.00
TOTAL NIF GRANT FUNDS	.00	2,704,577.00	.00	2,704,577.00	.00	.00	2,704,577.00
TOTAL FUND REVENUE	.00	2,704,577.00	.00	2,704,577.00	.00	.00	2,704,577.00



# CITY OF PLATTEVILLE

BALANCE SHEET  
OCTOBER 31, 2023

## FUND 153 - CDI GRANT

	BEGINNING BALANCE	CURRENT ACTIVITY	YTD ACTIVITY	ENDING BALANCE
<u>ASSETS</u>				
153-10001-000-000	TREASURER'S CASH	.00	77,046.00	77,046.00
	TOTAL ASSETS	.00	77,046.00	77,046.00
<u>LIABILITIES AND EQUITY</u>				
<u>LIABILITIES</u>				
153-21211-000-000	VOUCHERS PAYABLE	.00	.00	.00
	TOTAL LIABILITIES	.00	.00	.00
<u>FUND EQUITY</u>				
153-31000-000-000	FUND BALANCE	.00	.00	.00
	NET INCOME/LOSS	.00 (	77,046.00) (	77,046.00) (
	TOTAL FUND EQUITY	.00 (	77,046.00) (	77,046.00) (
	TOTAL LIABILITIES AND EQUITY	.00 (	77,046.00) (	77,046.00) (



**CITY OF PLATTEVILLE**  
 DETAIL REVENUES WITH COMPARISON TO BUDGET  
 FOR THE 10 MONTHS ENDING OCTOBER 31, 2023

**FUND 153 - CDI GRANT**

	PERIOD ACTUAL	YTD ACTUAL	BUDGET AMOUNT	VARIANCE	% OF BUDGET	ENC BALANCE	UNENC BALANCE
<u>CDI GRANT FUNDS</u>							
153-43580-100-000 CDI GRANT FUNDS	77,046.00	250,000.00	.00	250,000.00	.00	.00	250,000.00
TOTAL CDI GRANT FUNDS	77,046.00	250,000.00	.00	250,000.00	.00	.00	250,000.00
TOTAL FUND REVENUE	77,046.00	250,000.00	.00	250,000.00	.00	.00	250,000.00

**CITY OF PLATTEVILLE**  
 DETAIL EXPENDITURES WITH COMPARISON TO BUDGET  
 FOR THE 10 MONTHS ENDING OCTOBER 31, 2023

**FUND 153 - CDI GRANT**

	PERIOD ACTUAL	YTD ACTUAL	BUDGET AMOUNT	VARIANCE	% OF BUDGET	ENC BALANCE	UNENC BALANCE
<u>CDI GRANT EXPENDITURES</u>							
153-57500-790-000 CDI GRANT DISTRIBUTIONS	.00	172,954.00	.00	( 172,954.00)	.00	.00	( 172,954.00)
TOTAL CDI GRANT EXPENDITURE	.00	172,954.00	.00	( 172,954.00)	.00	.00	( 172,954.00)
TOTAL FUND EXPENDITURES	.00	172,954.00	.00	( 172,954.00)	.00	.00	( 172,954.00)
NET REV OVER EXP	77,046.00	77,046.00	.00	77,046.00	.00	.00	77,046.00

**BANK RECONCILIATION AND STATEMENT OF INVESTMENTS  
OCTOBER 2023**

BANK ACCOUNTS	TREASURERS			TREASURERS			ADJ	BANK BALANCE OCTOBER
	BALANCE SEPTEMBER	RECEIPTS	DISBURSEMENTS	BALANCE OCTOBER	OUTSTANDING CHECKS	OUTSTANDING DEPOSITS		
CITY CASH	\$ (270,785.20)	\$ 412,535.21	\$ 1,149,420.18	\$ (1,007,670.17)	\$ 141,157.45	\$ (2,751.77)	\$ -	\$ (863,760.95)
W/S CASH	\$ 995,662.82	\$ 625,158.70	\$ 687,015.73	\$ 933,805.79	\$ 12,305.04	\$ 5,114.60	\$ -	\$ 940,996.23
<b>TOTAL</b>	<b>\$ 724,877.62</b>	<b>\$ 1,037,693.91</b>	<b>\$ 1,836,435.91</b>	<b>\$ (73,864.38)</b>	<b>\$ 153,462.49</b>	<b>\$ 2,362.83</b>	<b>\$ -</b>	<b>\$ 77,235.28</b>
AIRPORT	\$ 86,808.46	\$ 20,779.17	\$ 10,330.30	\$ 97,257.33	\$ -	\$ 2,898.52	\$ -	\$ 94,358.81
AIRPORT RESTRICTED CASH	\$ 38,234.85	\$ -	\$ -	\$ 38,234.85	\$ -	\$ -	\$ -	\$ 38,234.85
	\$ 125,043.31	\$ 20,779.17	\$ 10,330.30	\$ 135,492.18	\$ -	\$ 2,898.52	\$ -	\$ 132,593.66
WHNCP	\$ 13,759.52	\$ 35.06	\$ -	\$ 13,794.58	\$ -	\$ -	\$ -	\$ 13,794.58
COMMUNITY DEVELOPMENT	\$ 134,840.37	\$ 343.57	\$ 26,664.50	\$ 108,519.44	\$ 26,664.50	\$ -	\$ -	\$ 135,183.94

**INVESTMENTS**

**GENERAL INVESTMENTS:**

MidWest One Bank CD	\$ 250,000.00	State Investment (LGIP) #1 (General)	\$ 705,288.20
Dupaco (High Interest Savings)	\$ 250,000.00	Intrafi-Airport	\$ 314,235.83
Dupaco (Savings)	\$ 25.00	State Investment (LGIP) #4 (Library)	\$ 24,319.79
Mound City Bank CD	\$ 238,000.00	State Investment (LGIP) #7 (Greenwood)	\$ 458,088.74
Wisconsin Bank & Trust. CD	\$ 230,000.00	State Investment (LGIP) #8 (Hillside)	\$ 56,065.64
Marine Credit Union CD	\$ 130,071.52	State Investment (LGIP) #9 (2023A & C Debt Funds)	\$ 1,207,287.39
Clare Bank CD	\$ 230,000.00	State Investment (LGIP) #10 (2022A Bond)	\$ 130,309.24
Mound City Bk MMIA (Library Littlefield Trust)	\$ 4,547.65	State Investment (LGIP) #15 (TIF Borrow)	\$ 45,456.51
Ehler's Misc Interest	\$ 267.86	IntraFi#1	\$ 2,922,107.00
Ehler's Investments (Senior Center)	\$ -		
Ehler's Investments (Hillside) #8	\$ 56,400.96		

**WATER AND SEWER INVESTMENTS:**

CD-Heartland Credit Union	\$ 251,089.60	Holding-W&S CD
CD-Heartland Credit Union	\$ 25.00	Savings Acct - Membership
CD-Community First Bank	\$ 250,000.00	Repl.-Sewer CD
State Investment (LGIP) #3	\$ 2,946,070.61	Sewer Replacement
State Investment (LGIP) #6	\$ 1,068,730.82	W/S Operating Fund (Bond depr fund)
State Investment (LGIP) #11	\$ 49.92	W/S 2021B Bond
State Investment (LGIP) #12	\$ 189,035.44	W/S 2020C Bond
State Investment (LGIP) #13	\$ 904,723.75	W/S Depr Fund (restricted)
State Investment (LGIP) #14	\$ 1,012,962.33	W/S Debt Service Reserve
State Investment (LGIP) #16	\$ 283,685.76	W/S 2022B Bond
Ehler's Investments #3	\$ 260,406.45	Sewer Replacement
Ehler's Investments	\$ 230,032.37	W/S Debt Service Reserve

Respectfully Submitted,  
*Sheila Horner*  
Comptroller



## BOARDS AND COMMISSIONS VACANCIES LIST

As of 10/25/23

**Airport Commission** (3 year term ending 11/1/26)  
**Airport Commission** (partial term ending 11/1/24)  
**Board of Appeals (ET Zoning)** (partial term ending 4/1/24)  
**Board of Appeals (ET Zoning)** (partial term ending 4/1/25)  
**Board of Appeals (ET Zoning) Alternate** (partial term ending 4/1/25)  
**Board of Appeals (Zoning)** (3 year term ending 10/1/26)  
**Board of Appeals (Zoning) Alternate** (partial term ending 10/1/24)  
**Board of Appeals (Zoning) Alternate** (partial term ending 10/1/25)  
**Board of Review** (2 - 5 year terms ending after 2028 meeting)  
**Board of Review** (partial term ending after 2027 meeting)  
**Broske Center Care Committee** (non-expiring term)  
**Commission on Aging** (3 year term ending 7/1/26)  
**Housing Authority Board** (partial term ending 5/1/26)  
**Plan Commission** (3 year term ending 5/1/26)  
**Public Transportation Committee** (3 year term ending 9/1/25)  
**Redevelopment Authority Board** (5 year term ending 7/1/28)  
**Redevelopment Authority Board** (2 - partial terms ending 7/1/27)  
**Taskforce for Inclusion, Diversity, & Equity (TIDE)** (non-expiring term)  
**Water & Sewer Commission** (5 year term ending 10/1/28)

### UPCOMING VACANCIES - December 2023

None

Application forms for the City of Platteville Boards and Commissions are available in the City Clerk's office in the Municipal Building at 75 N Bonson Street, Platteville, WI or online at [www.platteville.org](http://www.platteville.org). Please note that most positions require City residency.

## **PROPOSED LICENSES**

**November 14, 2023**

### **Two Year Operator License**

- Ashton W Brusse

### **Taxi Driver License**

- William R Beinborn
- Robert C Doench
- Aaron D Pluemer
- Angela L Rice

CITY OF PLATTEVILLE

RECEIVED  
10/24/23

BANNER PERMIT

Date Permit Requested 10/24/2023

Name of Organization Requesting Permit Wisconsin Badger Camp

Address 1250 US-151 BUS Platteville, WI 53818

Contact Person Ashlyn Moon

Phone Number W: 608-348-9689 C: 608-642-4733

Dates for Banner to be Displayed Nov. 20<sup>th</sup> - Dec 2<sup>nd</sup>

Text of Message to be Displayed \*see attached proof - sat. changed to Fri and location also updated\*

Signature of Person Requesting Permit Ashlyn Moon

\$125.00 Fee Accompanies This Application\*

Request \$125.00 Fee to Be Waived\*

Date Approved by Common Council \_\_\_\_\_

Issued By \_\_\_\_\_  
City Clerk

Fee (if charged) \$ \_\_\_\_\_

Receipt # \_\_\_\_\_

\*Note Regarding City Banner Permit Fee: The City has determined that the actual cost to the City to erect and take down banners, in terms of the cost of personnel in wages/benefits and the cost of operating City equipment, is approximately \$225.00. The Common Council has decided to charge a lesser fee to organizations requesting this permission.

**WISCONSIN  
BADGER CAMP**



**TUBB CLUBB EVENT IN SUPPORT OF  
WISCONSIN BADGER CAMP AT  
THE PLATTEVILLE GOLF COURSE  
1ST SATURDAY OF DECEMBER**

1) Double sided 4'x30' 17 oz. vinyl laminate banner with 2" webbing, 4 D-rings (in each corner), and grommets every 2' top & bottom-\$1,250.00 CUT WIND HOLES

12/15/23

# City of Platteville Street / Alley Closing Permit Application Form

Describe Street / Alley to be Closed:

COURT STREET - BETWEEN MAIN AND IRVING

Date(s):

12/15/23

Beginning Time:

8pm

Ending Time:

9pm

List Names and Street Addresses of all Persons/Businesses Affected Below:

Approval

Danni Stephens 185 Irving 12 Baskets

Y or N

Y or N

Y or N

Y or N

Y or N

Y or N

**NOTE: Attach additional sheets if necessary or use back side**

Name of Requestor:

MAIN STREET PROGRAM - MICHAEL WALSH

Address of Requestor:

203 S. 4TH ST.

Requestor's Contact Number:

608-348-4545

Reason for Request:

HOLIDAY PERFORMANCE

**NOTE:** Call the City Garage at 348-8828 to request barricades if needed. If City barricades are to be used, they must be picked up no later than **2 PM on the Thursday** before usage! City personnel will not be called in on Friday, Saturday or Sunday if this is forgotten.

I affirm that I have checked with all of the persons that are affected by this requested street closing. The objections are listed on an attached sheet.

Signature:

Date:

**Do Not Write Below this Line - For Office Use Only**

Police Department Review:

Street Department Review:

NS #142

Common Council Review Date:

Decision: Approved or Denied

City Clerk:

Date:



**THE CITY OF PLATTEVILLE, WISCONSIN  
COUNCIL SUMMARY SHEET**

**COUNCIL SECTION:  
CONSIDERATION OF  
CONSENT CALENDAR  
ITEM NUMBER:  
IV.G.**

**TITLE:  
Election Cost Sharing Agreement with Grant County**

**DATE:  
November 14, 2023  
VOTE REQUIRED:  
Majority**

**PREPARED BY: City Clerk Candace Klaas**

**Description:**

Grant County pays for election ballots and programing costs for all federal, state, and county races and referenda throughout the County. Then invoices each voting entity's (village, township, city) share at the end of each election. The City is responsible for paying for all municipal races and referenda.

Attached is the Cost Sharing Agreement which clarifies the election costs that Grant County is responsible for and the election costs that the City of Platteville is responsible for during the election cycle 2024-2025.

**Budget Impact:**

None.

**Sample Affirmative Motion:**

*"I move to approve the Cost Sharing Agreement with Grant County as presented for the 2024-2025 election cycle."*

**Attachments:**

- 2024-2025 Cost Sharing Agreement SVRA Self Provider Memorandum of Understanding (MOU)

**2024 COST SHARING AGREEMENT**  
**WisVote Self Provider Memorandum of Understanding (MOU)**  
**(One Year Agreement)**

This agreement was made and entered into on the 1<sup>st</sup> day of January, 2024 by and between Grant County and the City of Platteville.

**IT IS HEREBY AGREED BY AND BETWEEN THE PARTIES AS FOLLOWS:**

1. That the term of this agreement will commence on January 1, 2024 and shall end on December 31, 2024.
2. That the County of Grant has been paying and will continue to pay during the term of this agreement the programming cost to Command Central for Programming the cartridges for the voting machines for the City of Platteville for elections held in the City of Platteville which include national, state, county, and municipal races.
3. That the City of Platteville shall reimburse Grant County for 100 percent of the charges which Grant County pays to Command Central for programming costs in programming the cartridges for the voting machines for each election held in the City of Platteville for municipal races and municipal referenda. The City of Platteville will not be charged for the programming costs which Grant County pays for national races, state races, county races or national, state, or county referenda that are held in the City of Platteville. That once Grant County receives the bill for programming costs for an election held in the City of Platteville for a municipal race or municipal referenda from Command Central, the Grant County Clerk shall forward a bill to the City of Platteville for 100 percent of the charges reflected on Command Central's bill for programming costs for the City of Platteville voting machines for a municipal race or referenda. That the City of Platteville shall pay said bill within thirty days of receipt of the bill. The payment shall be made by the municipality to the Grant County Clerk at 111 South Jefferson Street, PO Box 529, Lancaster, WI 53813.

**THEREFORE**, this Agreement has been adopted and signed by the Municipal Board on this date of \_\_\_\_\_, \_\_\_\_\_, 2023.

**GRANT COUNTY:**

**CITY OF PLATTEVILLE**

\_\_\_\_\_  
Grant County Clerk

\_\_\_\_\_  
Municipal Clerk/Administrator

\_\_\_\_\_  
Grant County Board Chair

\_\_\_\_\_  
City Manager

**THE CITY OF PLATTEVILLE, WISCONSIN  
COUNCIL SUMMARY SHEET**

<b>COUNCIL SECTION: REPORTS ITEM NUMBER: V.A.</b>	<b>TITLE: Board, Commission, and Committee Minutes</b>	<b>DATE: November 14, 2023 VOTE REQUIRED: None</b>
<b>PREPARED BY: Colette Steffen, Deputy City Clerk</b>		

**Description:**

Approved minutes from recent Boards and Commissions meetings. Council representative may give a summary of the meeting.

**Budget/Fiscal Impact:**

None

**Attachments:**

- Housing Authority Board
- Police and Fire Commission
- Airport Commission

PLATTEVILLE HOUSING AUTHORITY BOARD MEETING

Held August 29, 2023, in the Council Chambers

The regular board meeting of the Platteville Housing Authority Board was held on August 29, at 3:30 p.m. in the Council Chambers. Let the records show that the meeting agenda was properly posted according to the Open Meeting Law. A quorum was met. Joyce Bos, Board Chair, called the meeting to order.

Members Present: Joyce Bos, James Wages, Lynne Parrott & Melissa Kelly

Members Absent: Dr. Joanne Wilson

Others Present: Jen Weber

APPROVAL OF PREVIOUS MINUTES

Motion by Wages and second by Kelly to approve the July 2023 board minutes. Motion Carried.

CLIENT UPDATE

The Board reviewed the waiting list and voucher lists. There are currently 91 families on the waiting list. The month of August 2023 included 10 applications, 6 vouchers were issued, 5 placements, 2 end of participations and a total of 98 current program participants. Motion by Kelly and second by Wages to approve the client update. Motion Carried.

APPROVAL OF VOUCHERS AND OPERATIONAL EXPENSES

Landlord and operational expense checks were reviewed. Motion by Wages and second by Parrott to approve operational checks 6200-6207 and 6208-6256. Checks 1020 & 1021 were issued for security deposit assistance.

OLD BUSINESS

NEW BUSINESS

INFORMATIONAL

Weber informed the board that our appeal with the Wisconsin Department of Revenue was successful. A \$600 late penalty fine was removed from our account. Bos informed the board that Parrot has a scheduling conflict with the time of the meeting and asked the board if they are ok with changing the meeting times to 3:45. The board agreed. Weber let the board know that she will be away from September 19 – 21 for the fall WAHA conference.

ADJOURNMENT

Motion by Kelly and second by Wages to adjourn the meeting. Motion Carried.

Respectfully submitted by Jen Weber.

Police and Fire Commission  
Regular Meeting Minutes  
September 5, 2023

Attendance: Tim Boldt, Nathan Manwiller, Vikki Peterson, Will LeSuer, Jason Thompson, Council Liaison Kathy Kopp, Fire Chief Ryan Simmons, Chief of Police Doug McKinley

- The meeting was called to order at 5:02 pm
- The meeting minutes from the August 1, 2023 PFC meeting were unanimously approved (motion by Peterson, 2<sup>nd</sup> by Thompson).
- There were no citizen comments or observations.
- Fire Department Update:

**I. Membership Update**

- We currently have 45 members and have 3 UWP students who have shown interest in joining. We will continue to work on recruiting new volunteers as we are still down 15 members from a full roster.

**II. Reports of Significant Service Calls**

- The fire department responded to only 10 incidents in August. FD response summary for August is as follows:

<u>August 2023</u>	
Fires.....	2
Vehicle Crashes .....	1
Gas Odor/CO Alarms.....	0
Alarm System Activation.....	4
EMS Lift Assist .....	1
Other .....	2

**III. Information Updates**

- Fire Station Project Update – We are still working on concept and schematic design as we had to take a step back and look at a single-story building design due to the initial cost estimate of a 2-story design. City Manager Langreck and Chief Simmons have presented options for the City Council to make a decision on how we proceed. We have also shared the presentation with the Townships and will be meeting with them to discuss the option in the upcoming month. We are hopeful to have a course of action approved by the Common Council and Townships by the end of September so we can move forward towards a late summer 2024 groundbreaking.
- Radio Repeater Update – No update as we are still waiting on the FCC licensing. We are in the process of getting our FCC licensing updated for the new repeater. The vendor is hopeful to have the new repeater installed and running in the next 2-3 months.
- 2024-2028 CIP Planning & 2024 Operating Budget – We have been working on budget planning for the past several weeks. Our proposed CIP plans and operating budget is being reviewed by City Leadership and will be reviewed by the City Council over the next couple of months.

#### IV. Personnel Issues/Concerns/Updates

- Nothing at this time.
- Police Department Update:
  - The PD held a Department meeting on 8/23; photos were taken and officers were recognized with years of service pins
  - CRO Jarad Bartelt assisted the School District with their media blitz on the new pick-up/drop-off patterns at Westview School
  - Brendan Overbey is one month from graduating and starting his field training on the street
  - Officer Ethan Glendenning and Officer Kevin Murphy have created 3 videos on the do's and don't's for college students and the taverns and alcohol; the videos have been posted on the PD's Facebook page
  - An educational meeting was held for the liquor license holders in the city. 2 attendees showed up although all of the liquor license holders in the city were invited
  - The PD is prepping for the Dairy Days events and parade and the Historic Reenactment
  - We are beginning to plan for our community picnic on September 27<sup>th</sup> from 5-7 pm
  - Our radio console project is progressing with some work starting on Wed., Sept. 13<sup>th</sup>
  - The City Camera project is progressing in stages
  - Negotiations with WPPA on behalf of the sworn officers are underway
- PFC By-Laws Updates: tabled pending finalization of the WPPA contract
- The meeting adjourned at 5:30 pm (motion by LeSuer, 2<sup>nd</sup> by Manwiller)

Respectfully submitted,

Doug McKinley

Chief of Police

Minutes of September 18, 2023

Submitted by Danny Xiao, September 18, 2023. Approved on October 9, 2023.

Airport Commission Meeting

September 18, 2023, 6:00 pm

Meeting held in-person, at the Platteville Airport, 5157 HWY 80, Platteville WI.

- I. **Commission Meeting Call to Order:** by Cooley, Chair @ 6:00pm
  - a. Quorum achieved.
  - b. Attendance, Commission Members: Dennis Cooley (P), Doug Du Plessis (P), Joe Sener (A), Danny Xiao (P), Bill Kloster (P), Mike Dalecki (P). Others: Britney Boxrucker (Airport Assistant). Guests: Bob Gates (City Council Representative), Nicola Maurer (Administration Director).
- II. **Approval of Minutes, August 14, 2023**
  - a. Motion by Dalecki, 2<sup>nd</sup> by Gates to approve the minutes of August 14. Motion passed unanimously.
- III. **Citizens Comments, Observations and Petitions**
  - a. The courtesy van is in good shape and serves well for the airport.
- IV. **Discussion and Possible Action on Runway Object Free Area**
  - a. 50 acres of cropland in the runway object free area. Two options: turn into grass to be baled, or turn into grass and be mowed.
  - b. Need to consider the impact to budget (land rental, lose 50 of the 400 acres).
  - c. More discussions with BOA about what can and cannot be done (e.g., soil bean, alfalfa).
  - d. This item needs to be solved before next season.
- V. **Discussion and Possible action on Overdue Hangar Rent**
  - a. Require two months of deposit for future new rental leases.
  - b. Refer to how the City deals with overdues.
- VI. **Discussion and Possible Action on Private Box Hangar Purchase Exploration**
  - a. 80\*80 size, \$700,000
  - b. Ask BOA for possible future entitlement and other options. Snow removal equipment building?
- VII. **Discussion and Possible Action on Bolstering Security System**
  - a. Engage a professional company to evaluate the system and welcome proposals.
- VIII. **Discussion and Possible Action on RFP for Airport Management, others**
  - a. No proposal received yet.
  - b. Add salary range into the RFP.
  - c. Resend to a broader audience.
  - d. Du Plessis moved to modify the RFP, add salary range \$80,000~\$100,000, and send to a broader audience (e.g., American Association of Airport Executives, WAMA, universities, AOP, etc.). 2<sup>nd</sup> by Xiao. Motion carries.

**IX. Discussion and Possible Action on Late Payment Fee Policy**

- a. Refer to the City’s policy

**X. Update on Fuel Loss Investigation**

- a. More than 2000 gallon of fuel missing.

**XI. Discussion and Possible Action on Resignation of Airport Assistant**

- a. Last day will be Sept. 25, 2023.
- b. Prepare a “continuity binder” so temporary employees can carry out the required tasks for compliance.
- c. Document user names and passwords.
- d. Motion by Cooley to accept the resignation. 2<sup>nd</sup> by Kloster. Motion carries.

**XII. Discussion and Possible Action on 2024 Budget**

- a. More discussion and vote in October meeting.

**XIII. Updates**

- Emergency Plan

**XIV. Treasurer’s Report, July 31 & August 31, 2023**

- Monthly Income Review, from Financial Report: \$ 96,486.89
- Monthly Expenses Review, from Financial Report: \$ 90,860.25
- Monthly Invoice Payments, from Financial Report: \$ 33,757.20
- a. Du Plessis moved to pay the bills \$ 33,757.20, 2<sup>nd</sup> by Xiao. Motion passed unanimously.

**XV. Manager’s Report      Manager**

- a. General Airfield Operations
- b. Flight Operations

Flight activity August 2022		Flight activity August 2023	
Total Flights	1188	Total Flights	1799
Personal	140	Personal	208
Business	123	Business	109
Instruction	925	Instruction	1482

- c. Fuel Sales

Fuel sales for August 2022		Fuel sales for August 2023	
100LL	1845 Gallons	100LL	3208 Gallons
Jet A	8178 Gallons	Jet A	2998 Gallons

- d. Fuel Prices

	Quantity purchases	Current Price
100LL	3900	\$5.62
Jet A	7607	\$4.50



A fire extinguisher is needed by each fuel shutoff. An additional fire extinguisher and cabinet were installed on Aug. 25 with a cost of \$583.

XVI. **Adjournment** Chair

- a. Dalecki moved to adjourn, 2<sup>nd</sup> by Xiao, Motion passed unanimously at 8:50pm

End of this meeting minutes.

**THE CITY OF PLATTEVILLE, WISCONSIN  
COUNCIL SUMMARY SHEET**

<b>COUNCIL SECTION: REPORTS ITEM NUMBER: VI.B.</b>	<b>TITLE:</b> Water and Sewer, Airport Financials, Taskforce for Inclusion, Diversity, and Equity, and Department Progress Reports	<b>DATE:</b> November 14, 2023 <b>VOTE REQUIRED:</b> None
<b>PREPARED BY: Colette Steffen, Administrative Assistant II</b>		

**Description:**

Monthly Water and Sewer/Airport Financials, Taskforce for Inclusion, Diversity, and Equity (TIDE), and Department Progress reports for Council Review.

**PLATTEVILLE WATER AND SEWER COMMISSION**

**FINANCIAL REPORT**

**OCTOBER 31, 2023**

**CITY OF PLATTEVILLE**  
 REVENUES WITH COMPARISON TO BUDGET  
 FOR THE 10 MONTHS ENDING OCTOBER 31, 2023

**FUND 600 - WATER & SEWER FUND**

	PERIOD ACT	YTD ACTUAL	BUDGET	UNEARNED	PCNT
<u>INTEREST INCOME</u>					
600-61419-000-00	8,172.47	73,370.58	3,000.00	( 70,370.58)	2445.7
600-61425-000-00	.00	.00	27,826.00	27,826.00	.0
600-61461-100-00	75,822.89	665,041.21	877,000.00	211,958.79	75.8
600-61461-200-00	22,830.82	213,480.43	272,000.00	58,519.57	78.5
600-61461-300-00	13,837.75	114,944.84	132,000.00	17,055.16	87.1
600-61461-400-00	28,467.21	205,192.23	242,000.00	36,807.77	84.8
600-61461-500-00	14,843.98	125,323.56	135,000.00	9,676.44	92.8
600-61462-000-00	7,418.20	66,763.80	89,000.00	22,236.20	75.0
600-61463-000-00	57,618.49	572,987.63	686,000.00	113,012.37	83.5
600-61467-000-00	.00	.00	2,000.00	2,000.00	.0
600-61470-000-00	674.92	6,863.66	7,000.00	136.34	98.1
600-61472-000-00	4,287.99	42,069.01	49,308.00	7,238.99	85.3
600-61473-000-00	.00	.00	3,600.00	3,600.00	.0
600-61474-000-00	3,458.17	69,709.33	60,000.00	( 9,709.33)	116.2
<b>TOTAL INTEREST INCOME</b>	<b>237,432.89</b>	<b>2,155,746.28</b>	<b>2,585,734.00</b>	<b>429,987.72</b>	<b>83.4</b>
<u>INTEREST INCOME</u>					
600-62419-000-00	23,289.96	201,834.37	5,800.00	( 196,034.37)	3479.9
600-62421-010-00	.00	.00	500.00	500.00	.0
600-62622-000-00	239,020.76	2,035,731.09	3,034,046.00	998,314.91	67.1
600-62625-000-00	4,529.48	23,161.04	13,500.00	( 9,661.04)	171.6
600-62626-000-00	.00	.00	4,200.00	4,200.00	.0
600-62631-000-00	629.88	6,249.62	5,800.00	( 449.62)	107.8
600-62635-000-00	10.00	2,374.74	3,700.00	1,325.26	64.2
<b>TOTAL INTEREST INCOME</b>	<b>267,480.08</b>	<b>2,269,350.86</b>	<b>3,067,546.00</b>	<b>798,195.14</b>	<b>74.0</b>
<b>TOTAL FUND REVENUE</b>	<b>504,912.97</b>	<b>4,425,097.14</b>	<b>5,653,280.00</b>	<b>1,228,182.86</b>	<b>78.3</b>

**CITY OF PLATTEVILLE**  
 EXPENDITURES WITH COMPARISON TO BUDGET  
 FOR THE 10 MONTHS ENDING OCTOBER 31, 2023

**FUND 600 - WATER & SEWER FUND**

	PERIOD ACT	YTD ACTUAL	BUDGET	UNEXPENDE	PCNT
<u>TAXES</u>					
600-61408-000-00 TAX EXPENSE/ TAXES	4,279.24	25,361.02	441,000.00	415,638.98	5.8
TOTAL TAXES	4,279.24	25,361.02	441,000.00	415,638.98	5.8
<u>INCOME DEDUCTION</u>					
600-61426-000-00 INC DED BONDS/LOANS PRINCIPAL	.00	.00	622,742.00	622,742.00	.0
600-61426-020-00 INCOME DEDUCT OTR-CONTRIB	.00	.00	74,000.00	74,000.00	.0
TOTAL INCOME DEDUCTION	.00	.00	696,742.00	696,742.00	.0
<u>LONG TERM DEBT</u>					
600-61427-000-00 LONG TERM DEBT INTEREST	85,241.88	146,337.28	179,690.00	33,352.72	81.4
TOTAL LONG TERM DEBT	85,241.88	146,337.28	179,690.00	33,352.72	81.4
<u>AMORTIZATION PREMIUM ON DEBT-C</u>					
600-61429-000-00 AMORTIZATION PREMIUM ON DEBT-C	.00	.00	( 9,376.00)	( 9,376.00)	.0
TOTAL DEPARTMENT 429	.00	.00	( 9,376.00)	( 9,376.00)	.0
<u>PUMPING SUPERVISION</u>					
600-61620-000-00 PUMPING SUPERVISION/ENG LABOR	767.36	8,622.39	9,660.00	1,037.61	89.3
TOTAL PUMPING SUPERVISION	767.36	8,622.39	9,660.00	1,037.61	89.3
<u>ELECTRICITY</u>					
600-61623-200-00 ELECTRICITY-MAIN PLANT	.00	8,683.00	37,900.00	29,217.00	22.9
600-61623-300-00 ELECTRICITY-WELL #6	4,337.66	32,583.20	15,700.00	( 16,883.20)	207.5
600-61623-400-00 ELECTRICITY-WELL #5	4,938.78	47,026.85	53,300.00	6,273.15	88.2
TOTAL ELECTRICITY	9,276.44	88,293.05	106,900.00	18,606.95	82.6
<u>PUMPING-LABOR</u>					
600-61624-100-00 PUMPING-LABOR	3,347.34	35,191.96	47,775.00	12,583.04	73.7
TOTAL DEPARTMENT 624	3,347.34	35,191.96	47,775.00	12,583.04	73.7

**CITY OF PLATTEVILLE**  
 EXPENDITURES WITH COMPARISON TO BUDGET  
 FOR THE 10 MONTHS ENDING OCTOBER 31, 2023

**FUND 600 - WATER & SEWER FUND**

		PERIOD ACT	YTD ACTUAL	BUDGET	UNEXPENDE	PCNT
<u>PUMPING</u>						
600-61626-100-00	MISC PUMPING-LABOR	.00	1,072.14	.00	( 1,072.14)	.0
600-61626-700-00	MISC PUMPING-MISCELLANEOUS	2,286.47	13,077.25	20,400.00	7,322.75	64.1
	<b>TOTAL PUMPING</b>	<b>2,286.47</b>	<b>14,149.39</b>	<b>20,400.00</b>	<b>6,250.61</b>	<b>69.4</b>
<u>MAINTENANCE SUPERVISION</u>						
600-61630-000-00	MAINT SUPERVISION/ENG LABOR	767.36	8,981.83	9,660.00	678.17	93.0
	<b>TOTAL MAINTENANCE SUPERVISION</b>	<b>767.36</b>	<b>8,981.83</b>	<b>9,660.00</b>	<b>678.17</b>	<b>93.0</b>
<u>MAINTENANCE OF STRUCTURES</u>						
600-61631-100-00	MAINT OF STRUCTURES-LABOR	.00	440.61	.00	( 440.61)	.0
600-61631-200-00	MAINT OF STRUCTURES-SUPPLIES &	10,646.58	18,963.97	13,900.00	( 5,063.97)	136.4
	<b>TOTAL MAINTENANCE OF STRUCTURES</b>	<b>10,646.58</b>	<b>19,404.58</b>	<b>13,900.00</b>	<b>( 5,504.58)</b>	<b>139.6</b>
<u>MAINTENANCE OF POWER EQUIP</u>						
600-61632-200-00	MAINT OF POWER EQUIP-SUPPLIES	.00	7,291.29	5,200.00	( 2,091.29)	140.2
	<b>TOTAL MAINTENANCE OF POWER EQUIP</b>	<b>.00</b>	<b>7,291.29</b>	<b>5,200.00</b>	<b>( 2,091.29)</b>	<b>140.2</b>
<u>MAINTENANCE OF PUMPING EQUIP</u>						
600-61633-100-00	MAINT OF PUMP EQUIP-LABOR	.00	819.89	3,990.00	3,170.11	20.6
600-61633-200-00	MAINT OF PUMP EQUIP-SUPPLIES &	.00	2,223.52	4,400.00	2,176.48	50.5
	<b>TOTAL MAINTENANCE OF PUMPING EQUIP</b>	<b>.00</b>	<b>3,043.41</b>	<b>8,390.00</b>	<b>5,346.59</b>	<b>36.3</b>
<u>WATER TREATMENT SUPERVISION</u>						
600-61640-000-00	WATER TREAT SUPERVISION/ENG LA	767.36	8,619.87	9,660.00	1,040.13	89.2
	<b>TOTAL WATER TREATMENT SUPERVISION</b>	<b>767.36</b>	<b>8,619.87</b>	<b>9,660.00</b>	<b>1,040.13</b>	<b>89.2</b>
<u>CHEMICALS</u>						
600-61641-700-00	CHEMICALS-CHLORINE	1,443.75	8,043.75	11,100.00	3,056.25	72.5
600-61641-800-00	CHEMICALS-FLOURIDE	443.35	3,373.46	10,400.00	7,026.54	32.4
600-61641-900-00	CHEMICALS-ALL OTHER CHEMICALS	3,146.75	37,542.75	46,400.00	8,857.25	80.9
	<b>TOTAL CHEMICALS</b>	<b>5,033.85</b>	<b>48,959.96</b>	<b>67,900.00</b>	<b>18,940.04</b>	<b>72.1</b>

**CITY OF PLATTEVILLE**  
EXPENDITURES WITH COMPARISON TO BUDGET  
FOR THE 10 MONTHS ENDING OCTOBER 31, 2023

**FUND 600 - WATER & SEWER FUND**

		PERIOD ACT	YTD ACTUAL	BUDGET	UNEXPENDE	PCNT
<u>TREATMENT</u>						
600-61642-100-00	TREATMENT-LABOR	3,743.20	38,761.07	52,920.00	14,158.93	73.2
600-61642-200-00	TREATMENT-SUPPLIES & EXPENSE	2,521.88	15,632.92	7,100.00	( 8,532.92)	220.2
	<b>TOTAL TREATMENT</b>	<b>6,265.08</b>	<b>54,393.99</b>	<b>60,020.00</b>	<b>5,626.01</b>	<b>90.6</b>
<u>MISCELLANEOUS TREATMENT</u>						
600-61643-100-00	MISC TREATMENT-LABOR	76.68	675.24	400.00	( 275.24)	168.8
600-61643-600-00	MISC TREATMENT-INDUSTRIAL TOWE	.00	.00	400.00	400.00	.0
600-61643-700-00	MISC TREATMENT-MISCELLANEOUS E	.00	22.97	.00	( 22.97)	.0
	<b>TOTAL MISCELLANEOUS TREATMENT</b>	<b>76.68</b>	<b>698.21</b>	<b>800.00</b>	<b>101.79</b>	<b>87.3</b>
<u>WATER TREATMENT</u>						
600-61650-000-00	WATER TREAT SUPERVISION/ENG LA	767.36	8,620.08	9,660.00	1,039.92	89.2
	<b>TOTAL WATER TREATMENT</b>	<b>767.36</b>	<b>8,620.08</b>	<b>9,660.00</b>	<b>1,039.92</b>	<b>89.2</b>
<u>MAINT OF STRUCTURE IMPR</u>						
600-61651-100-00	MAINT OF STRUCTURE IMPR-LABOR	.00	106.56	315.00	208.44	33.8
600-61651-200-00	MAINT OF STRUCTURE IMP-SUPPLIE	.00	1,876.26	6,100.00	4,223.74	30.8
	<b>TOTAL MAINT OF STRUCTURE IMPR</b>	<b>.00</b>	<b>1,982.82</b>	<b>6,415.00</b>	<b>4,432.18</b>	<b>30.9</b>
<u>MAINT OF WATER TREATMENT EQU</u>						
600-61652-100-00	MAINT OF W TREATMENT EQUIP-LAB	810.55	3,354.43	2,100.00	( 1,254.43)	159.7
600-61652-200-00	MAINT OF W TREAT EQUIP-SUPPLIE	.00	2,697.50	6,200.00	3,502.50	43.5
	<b>TOTAL MAINT OF WATER TREATMENT EQU</b>	<b>810.55</b>	<b>6,051.93</b>	<b>8,300.00</b>	<b>2,248.07</b>	<b>72.9</b>
<u>OPERATIONS</u>						
600-61660-000-00	OPERATIONS-SUPERVISION/ENG LAB	767.36	8,623.83	9,700.00	1,076.17	88.9
	<b>TOTAL OPERATIONS</b>	<b>767.36</b>	<b>8,623.83</b>	<b>9,700.00</b>	<b>1,076.17</b>	<b>88.9</b>
<u>STORAGE FACILITIES</u>						
600-61661-100-00	STORAGE FACILITIES-LABOR	.00	.00	200.00	200.00	.0
600-61661-200-00	STORAGE FACILITIES-SUPPLIES &	.00	209.02	900.00	690.98	23.2
	<b>TOTAL STORAGE FACILITIES</b>	<b>.00</b>	<b>209.02</b>	<b>1,100.00</b>	<b>890.98</b>	<b>19.0</b>

**CITY OF PLATTEVILLE**  
EXPENDITURES WITH COMPARISON TO BUDGET  
FOR THE 10 MONTHS ENDING OCTOBER 31, 2023

**FUND 600 - WATER & SEWER FUND**

	PERIOD ACT	YTD ACTUAL	BUDGET	UNEXPENDE	PCNT
<u>TRANSMISSION &amp; DISTRIBUTION</u>					
600-61662-100-00	TRANS & DISTRIBUTION-LABOR	102.24	2,362.80	1,100.00 ( 1,262.80)	214.8
600-61662-200-00	TRANS & DISTRIBUTION-SUPPLIES	.00	1,502.60	.00 ( 1,502.60)	.0
	<b>TOTAL TRANSMISSION &amp; DISTRIBUTION</b>	<b>102.24</b>	<b>3,865.40</b>	<b>1,100.00 ( 2,765.40)</b>	<b>351.4</b>
<u>METERS</u>					
600-61663-100-00	METERS-LABOR	60.47	11,545.71	12,400.00 854.29	93.1
600-61663-200-00	METERS-SUPPLIES & EXPENSE	383.93	6,499.34	.00 ( 6,499.34)	.0
	<b>TOTAL METERS</b>	<b>444.40</b>	<b>18,045.05</b>	<b>( 5,645.05)</b>	<b>145.5</b>
<u>CUSTOMER INSTALLATION</u>					
600-61664-100-00	CUSTOMER INSTALLATION-LABOR	1,623.06	12,166.56	18,800.00 6,633.44	64.7
	<b>TOTAL CUSTOMER INSTALLATION</b>	<b>1,623.06</b>	<b>12,166.56</b>	<b>6,633.44</b>	<b>64.7</b>
<u>MISCELLANEOUS</u>					
600-61665-100-00	MISCELLANEOUS-LABOR	1,359.68	25,059.43	26,900.00 1,840.57	93.2
600-61665-102-00	MISCELLANEOUS-LABOR OT	.00	.00	100.00 100.00	.0
600-61665-200-00	MISCELLANEOUS-SUPPLIES & EXPEN	12.99	4,512.43	4,300.00 ( 212.43)	104.9
	<b>TOTAL MISCELLANEOUS</b>	<b>1,372.67</b>	<b>29,571.86</b>	<b>1,728.14</b>	<b>94.5</b>
<u>MAINTENANCE</u>					
600-61670-000-00	MAINTENANCE-SUPERVISION/ENG LA	768.42	8,632.20	9,700.00 1,067.80	89.0
	<b>TOTAL MAINTENANCE</b>	<b>768.42</b>	<b>8,632.20</b>	<b>1,067.80</b>	<b>89.0</b>
<u>MAINT OF RESERVOIR/TOWER</u>					
600-61672-100-00	MAINT RESERVOIR/TOWER-LABOR	.00	43.62	1,400.00 1,356.38	3.1
600-61672-200-00	MAINT RESERVOIR/TOWER-SUPPLIES	.00	66.98	1,100.00 1,033.02	6.1
600-61672-300-00	MAINT RESERVOIR/TOWER-PAINT	.00	.00	47,500.00 47,500.00	.0
	<b>TOTAL MAINT OF RESERVOIR/TOWER</b>	<b>.00</b>	<b>110.60</b>	<b>50,000.00 49,889.40</b>	<b>.2</b>
<u>MAINTENANCE OF MAINS</u>					
600-61673-100-00	MAINT OF MAINS-LABOR	1,312.71	24,085.30	27,000.00 2,914.70	89.2
600-61673-200-00	MAINT OF MAINS-SUPPLIES & EXPE	4,219.62	25,323.35	60,467.00 35,143.65	41.9
	<b>TOTAL MAINTENANCE OF MAINS</b>	<b>5,532.33</b>	<b>49,408.65</b>	<b>87,467.00 38,058.35</b>	<b>56.5</b>



**CITY OF PLATTEVILLE**  
 EXPENDITURES WITH COMPARISON TO BUDGET  
 FOR THE 10 MONTHS ENDING OCTOBER 31, 2023

**FUND 600 - WATER & SEWER FUND**

	PERIOD ACT	YTD ACTUAL	BUDGET	UNEXPENDE	PCNT
<u>MAINTENANCE OF SERVICES</u>					
600-61675-100-00	176.37	7,394.03	4,700.00	( 2,694.03)	157.3
600-61675-101-00	.00	377.08	400.00	22.92	94.3
600-61675-200-00	156.60	9,386.94	4,600.00	( 4,786.94)	204.1
600-61675-202-00	.00	166.53	.00	( 166.53)	.0
TOTAL MAINTENANCE OF SERVICES	332.97	17,324.58	9,700.00	( 7,624.58)	178.6
<u>MAINTENANCE OF METERS</u>					
600-61676-100-00	881.82	2,324.10	300.00	( 2,024.10)	774.7
600-61676-200-00	4.59	1,767.73	800.00	( 967.73)	221.0
TOTAL MAINTENANCE OF METERS	886.41	4,091.83	1,100.00	( 2,991.83)	372.0
<u>MAINTENANCE OF HYDRANTS</u>					
600-61677-100-00	67.32	3,481.81	13,619.00	10,137.19	25.6
600-61677-200-00	.00	15,386.80	17,700.00	2,313.20	86.9
TOTAL MAINTENANCE OF HYDRANTS	67.32	18,868.61	31,319.00	12,450.39	60.3
<u>MAINTENANCE OF OTHER PLANT</u>					
600-61678-100-00	.00	124.70	.00	( 124.70)	.0
TOTAL MAINTENANCE OF OTHER PLANT	.00	124.70	.00	( 124.70)	.0
<u>TRANSPORTATION-VEHICLE LEASE</u>					
600-61828-300-00	1,861.33	14,106.13	12,460.00	( 1,646.13)	113.2
TOTAL DEPARTMENT 828	1,861.33	14,106.13	12,460.00	( 1,646.13)	113.2
<u>CUSTOMER ACCOUNTS</u>					
600-61901-000-00	768.42	8,633.43	9,700.00	1,066.57	89.0
TOTAL CUSTOMER ACCOUNTS	768.42	8,633.43	9,700.00	1,066.57	89.0
<u>METER READING</u>					
600-61902-000-00	102.24	1,096.86	2,100.00	1,003.14	52.2
TOTAL METER READING	102.24	1,096.86	2,100.00	1,003.14	52.2

**CITY OF PLATTEVILLE**  
 EXPENDITURES WITH COMPARISON TO BUDGET  
 FOR THE 10 MONTHS ENDING OCTOBER 31, 2023

**FUND 600 - WATER & SEWER FUND**

	PERIOD ACT	YTD ACTUAL	BUDGET	UNEXPENDE	PCNT
<u>CUSTOMER COLLECTIONS</u>					
600-61903-100-00	CUSTOMER COLLECT-SUPPLIES	1,366.87	23,367.99	24,300.00	932.01 96.2
600-61903-600-00	CUSTOMER COLLECT-ACCT CLERK	805.65	8,086.40	10,400.00	2,313.60 77.8
600-61903-700-00	CUSTOMER COLLECT-COMPTROLLER	641.20	6,559.26	8,400.00	1,840.74 78.1
	<b>TOTAL CUSTOMER COLLECTIONS</b>	<b>2,813.72</b>	<b>38,013.65</b>	<b>43,100.00</b>	<b>5,086.35 88.2</b>
<u>ADMINISTRATIVE &amp; GENERAL</u>					
600-61920-100-00	ADMIN & GEN-CITY MANAGER	1,154.00	8,107.33	14,415.00	6,307.67 56.2
600-61920-200-00	ADMIN & GEN-PUB WRK DIRECTOR	1,779.20	18,236.80	23,129.00	4,892.20 78.9
600-61920-500-00	ADMIN & GEN-SECRETARY	722.40	7,383.55	4,685.00	( 2,698.55) 157.6
600-61920-600-00	ADMIN & GEN-ACCOUNT CLERK	805.65	7,950.09	10,332.00	2,381.91 77.0
600-61920-700-00	ADMIN & GEN-COMPTROLLER	641.20	6,559.26	8,335.00	1,775.74 78.7
600-61920-800-00	ADMIN & GEN-ADMIN DIRECTOR	1,368.56	15,120.85	19,588.00	4,467.15 77.2
	<b>TOTAL ADMINISTRATIVE &amp; GENERAL</b>	<b>6,471.01</b>	<b>63,357.88</b>	<b>80,484.00</b>	<b>17,126.12 78.7</b>
<u>OFFICE SUPPLIES &amp; EXPENSE</u>					
600-61921-500-00	OFFICE SUPPLIES & EXP-TELEPHON	1,115.73	5,982.13	7,900.00	1,917.87 75.7
600-61921-600-00	OFFICE SUPPLIES & EXP-POSTAGE	212.21	1,895.35	2,100.00	204.65 90.3
600-61921-700-00	OFFICE SUPPLIES & EXP-OFFICE S	82.76	1,106.90	3,400.00	2,293.10 32.6
600-61921-800-00	OFFICE SUPPLIES & EXP-ENGINEER	.00	.00	1,900.00	1,900.00 .0
	<b>TOTAL OFFICE SUPPLIES &amp; EXPENSE</b>	<b>1,410.70</b>	<b>8,984.38</b>	<b>15,300.00</b>	<b>6,315.62 58.7</b>
<u>OUTSIDE SERVICES EMPLOYED</u>					
600-61923-100-00	OUTSIDE SERVICES-AUDIT	38.28	7,246.25	7,300.00	53.75 99.3
600-61923-200-00	OUTSIDE SERVICES-CONSULTANTS	1,062.50	4,712.50	26,100.00	21,387.50 18.1
600-61923-300-00	OUTSIDE SERVICES-WATER CONSULT	.00	.00	18,000.00	18,000.00 .0
600-61923-400-00	OUTSIDE SERVICES-CITY ATTORNEY	418.00	2,444.73	.00	( 2,444.73) .0
	<b>TOTAL OUTSIDE SERVICES EMPLOYED</b>	<b>1,518.78</b>	<b>14,403.48</b>	<b>51,400.00</b>	<b>36,996.52 28.0</b>
<u>PROPERTY INSURANCE</u>					
600-61924-000-00	PROPERTY INSURANCE	.00	12,139.75	13,400.00	1,260.25 90.6
	<b>TOTAL PROPERTY INSURANCE</b>	<b>.00</b>	<b>12,139.75</b>	<b>13,400.00</b>	<b>1,260.25 90.6</b>
<u>INJURIES &amp; DAMAGES</u>					
600-61925-000-00	INJURIES & DAMAGES	.00	6,999.62	7,500.00	500.38 93.3
	<b>TOTAL INJURIES &amp; DAMAGES</b>	<b>.00</b>	<b>6,999.62</b>	<b>7,500.00</b>	<b>500.38 93.3</b>

**CITY OF PLATTEVILLE**  
EXPENDITURES WITH COMPARISON TO BUDGET  
FOR THE 10 MONTHS ENDING OCTOBER 31, 2023

**FUND 600 - WATER & SEWER FUND**

		PERIOD ACT	YTD ACTUAL	BUDGET	UNEXPENDE	PCNT
<u>EMPLOYEE BENEFITS</u>						
600-61926-200-00	EMPLOYEE BENEFIT - HEALTH/LIFE	9,557.30	116,309.36	140,400.00	24,090.64	82.8
600-61926-400-00	EMPLOYEE BENEFIT - RETIREMENT	1,836.54	20,914.77	25,800.00	4,885.23	81.1
600-61926-500-00	EMPLOYEE BENEFIT - VACATION	.00	.00	3,700.00	3,700.00	.0
600-61926-700-00	EMPLOYEE BENEFIT - HRA & FSA	37.16	295.63	800.00	504.37	37.0
600-61926-800-00	EMPLOYEE BENEFIT - UNIFORMS	.00	3,393.59	1,600.00	( 1,793.59)	212.1
	<b>TOTAL EMPLOYEE BENEFITS</b>	<b>11,431.00</b>	<b>140,913.35</b>	<b>172,300.00</b>	<b>31,386.65</b>	<b>81.8</b>
<u>MISCELLANEOUS GENERAL</u>						
600-61930-100-00	MISC GENERAL-LABOR	28.45	299.50	500.00	200.50	59.9
600-61930-200-00	MISC GENERAL-SUPPLIES & EXPENS	.00	269.50	.00	( 269.50)	.0
600-61930-300-00	MISC GENERAL-CONFERENCES	.00	2,095.90	2,900.00	804.10	72.3
	<b>TOTAL MISCELLANEOUS GENERAL</b>	<b>28.45</b>	<b>2,664.90</b>	<b>3,400.00</b>	<b>735.10</b>	<b>78.4</b>
<u>RENT EXPENSE</u>						
600-61931-000-00	RENT EXPENSE	90.00	900.00	1,300.00	400.00	69.2
	<b>TOTAL RENT EXPENSE</b>	<b>90.00</b>	<b>900.00</b>	<b>1,300.00</b>	<b>400.00</b>	<b>69.2</b>
<u>TRANSPORTATION CLEARING</u>						
600-61933-200-00	TRANSPORTATION CLEARING-SUPPLI	14.99	14,072.23	.00	( 14,072.23)	.0
	<b>TOTAL TRANSPORTATION CLEARING</b>	<b>14.99</b>	<b>14,072.23</b>	<b>.00</b>	<b>( 14,072.23)</b>	<b>.0</b>
<u>TAX EXPENSE</u>						
600-62408-000-00	TAX EXPENSE	2,778.31	29,027.73	53,900.00	24,872.27	53.9
	<b>TOTAL TAX EXPENSE</b>	<b>2,778.31</b>	<b>29,027.73</b>	<b>53,900.00</b>	<b>24,872.27</b>	<b>53.9</b>
<u>INCOME DEDUCTION</u>						
600-62426-000-00	INC DED BONDS/LOANS PRINCIPAL	.00	.00	632,742.00	632,742.00	.0
	<b>TOTAL INCOME DEDUCTION</b>	<b>.00</b>	<b>.00</b>	<b>632,742.00</b>	<b>632,742.00</b>	<b>.0</b>
<u>LONG TERM DEBT</u>						
600-62427-000-00	LONG TERM DEBT INTEREST	122,684.47	202,751.42	259,957.00	57,205.58	78.0
	<b>TOTAL LONG TERM DEBT</b>	<b>122,684.47</b>	<b>202,751.42</b>	<b>259,957.00</b>	<b>57,205.58</b>	<b>78.0</b>

**CITY OF PLATTEVILLE**  
 EXPENDITURES WITH COMPARISON TO BUDGET  
 FOR THE 10 MONTHS ENDING OCTOBER 31, 2023

**FUND 600 - WATER & SEWER FUND**

	PERIOD ACT	YTD ACTUAL	BUDGET	UNEXPENDE	PCNT
<u>SUPERVISION &amp; LABOR</u>					
600-62820-000-00	22,059.47	261,005.69	296,300.00	35,294.31	88.1
TOTAL SUPERVISION & LABOR	22,059.47	261,005.69	296,300.00	35,294.31	88.1
<u>PUMPING &amp; HEAT/LIGHTS</u>					
600-62821-000-00	3,687.78	38,873.37	55,800.00	16,926.63	69.7
600-62821-100-00	.00	18,127.11	26,700.00	8,572.89	67.9
TOTAL PUMPING & HEAT/LIGHTS	3,687.78	57,000.48	82,500.00	25,499.52	69.1
<u>AERATION EQUIPMENT</u>					
600-62822-000-00	1,826.18	25,172.97	32,400.00	7,227.03	77.7
TOTAL AERATION EQUIPMENT	1,826.18	25,172.97	32,400.00	7,227.03	77.7
<u>CHLORINE</u>					
600-62823-000-00	150.00	10,298.50	36,700.00	26,401.50	28.1
TOTAL CHLORINE	150.00	10,298.50	36,700.00	26,401.50	28.1
<u>PHOSPHORUS</u>					
600-62824-000-00	11,554.38	80,158.20	63,800.00	( 16,358.20)	125.6
600-62824-100-00	.00	.00	5,900.00	5,900.00	.0
TOTAL PHOSPHORUS	11,554.38	80,158.20	69,700.00	( 10,458.20)	115.0
<u>SLUDGE CHEMICALS</u>					
600-62825-000-00	.00	.00	21,300.00	21,300.00	.0
TOTAL SLUDGE CHEMICALS	.00	.00	21,300.00	21,300.00	.0
<u>OTHER CHEMICALS</u>					
600-62826-000-00	.00	5,184.00	800.00	( 4,384.00)	648.0
TOTAL OTHER CHEMICALS	.00	5,184.00	800.00	( 4,384.00)	648.0

**CITY OF PLATTEVILLE**  
 EXPENDITURES WITH COMPARISON TO BUDGET  
 FOR THE 10 MONTHS ENDING OCTOBER 31, 2023

**FUND 600 - WATER & SEWER FUND**

	PERIOD ACT	YTD ACTUAL	BUDGET	UNEXPENDE	PCNT
<u>SUPPLIES</u>					
600-62827-400-00	OTR OP SUPPLIES & EXPENSES	2,611.60	27,542.61	22,800.00 ( 4,742.61)	120.8
600-62827-600-00	INDUSTRIAL TOWELS EXPENSE	.00	.00	400.00	400.00 .0
	<b>TOTAL SUPPLIES</b>	<b>2,611.60</b>	<b>27,542.61</b>	<b>23,200.00 ( 4,342.61)</b>	<b>118.7</b>
<u>TRANSPORTATION</u>					
600-62828-100-00	TRANSPORTATION-LABOR	.00	.00	200.00	200.00 .0
600-62828-200-00	TRANSPORTATION-SUPPLIES & EXPE	167.28	25,414.53	27,600.00	2,185.47 92.1
600-62828-300-00	TRANSPORTATION-VEHICLE LEASE	1,235.85	16,860.27	12,460.00 ( 4,400.27)	135.3
	<b>TOTAL TRANSPORTATION</b>	<b>1,403.13</b>	<b>42,274.80</b>	<b>40,260.00 ( 2,014.80)</b>	<b>105.0</b>
<u>MAINT OF SEWER COLLECTION</u>					
600-62831-100-00	MAINT OF COLLECTION-LABOR	6,050.67	12,673.88	22,300.00	9,626.12 56.8
600-62831-200-00	MAINT OF COLLECTION-SUPPLIES &	9,714.84	26,578.59	42,600.00	16,021.41 62.4
600-62831-300-00	MAINT OF COLLECTION-TELEVISIONS	.00	.00	13,300.00	13,300.00 .0
	<b>TOTAL MAINT OF SEWER COLLECTION</b>	<b>15,765.51</b>	<b>39,252.47</b>	<b>78,200.00</b>	<b>38,947.53 50.2</b>
<u>MAINTENANCE OF LIFT STATION</u>					
600-62832-100-00	MAINT OF LIFT STATION-LABOR	88.50	2,267.31	4,500.00	2,232.69 50.4
600-62832-200-00	MAINT OF LIFT STATION-SUPPLIES	.00	10,978.36	2,400.00 ( 8,578.36)	457.4
	<b>TOTAL MAINTENANCE OF LIFT STATION</b>	<b>88.50</b>	<b>13,245.67</b>	<b>6,900.00 ( 6,345.67)</b>	<b>192.0</b>
<u>MAINTENANCE OF TREATMENT PLANT</u>					
600-62833-100-00	MAINT OF TREAT PLT-LABOR	.00	.00	14,500.00	14,500.00 .0
600-62833-200-00	MAINT OF TREAT PLT-SUPPLIES &	1,092.33	65,868.69	101,400.00	35,531.31 65.0
600-62833-300-00	MAINT OF TREAT PLT-MAINTENANCE	17.09	23,127.75	.00 ( 23,127.75)	.0
	<b>TOTAL MAINTENANCE OF TREATMENT PLA</b>	<b>1,109.42</b>	<b>88,996.44</b>	<b>115,900.00</b>	<b>26,903.56 76.8</b>
<u>MAINTENANCE OF BLDGS &amp; GROUNDS</u>					
600-62834-100-00	MAINT BLDG & GROUNDS-LABOR	.00	225.53	200.00 ( 25.53)	112.8
600-62834-200-00	METER REPAIR-LABOR	942.29	13,199.79	14,600.00	1,400.21 90.4
600-62834-300-00	MAINT BLDG & GROUNDS-SUPPLIES	212.21	17,660.49	43,100.00	25,439.51 41.0
	<b>TOTAL MAINTENANCE OF BLDGS &amp; GROUN</b>	<b>1,154.50</b>	<b>31,085.81</b>	<b>57,900.00</b>	<b>26,814.19 53.7</b>

**CITY OF PLATTEVILLE**  
 EXPENDITURES WITH COMPARISON TO BUDGET  
 FOR THE 10 MONTHS ENDING OCTOBER 31, 2023

**FUND 600 - WATER & SEWER FUND**

	PERIOD ACT	YTD ACTUAL	BUDGET	UNEXPENDE	PCNT	
<u>BILLING, COLLECTING &amp; ACCTG</u>						
600-62840-200-00	BILLING, COLLECTING-SUPPLIES &	1,326.68	23,632.48	24,800.00	1,167.52	95.3
600-62840-600-00	ACCOUNT CLERK	805.65	8,086.31	10,332.00	2,245.69	78.3
600-62840-700-00	COMPTRROLLER	641.20	6,559.26	8,335.00	1,775.74	78.7
	<b>TOTAL BILLING, COLLECTING &amp; ACCTG</b>	<b>2,773.53</b>	<b>38,278.05</b>	<b>43,467.00</b>	<b>5,188.95</b>	<b>88.1</b>
<u>METER READING - LABOR/EXPENSE</u>						
600-62842-000-00	METER READING-LABOR & EXPENSES	102.24	943.50	2,100.00	1,156.50	44.9
	<b>TOTAL METER READING - LABOR/EXPENSE</b>	<b>102.24</b>	<b>943.50</b>	<b>2,100.00</b>	<b>1,156.50</b>	<b>44.9</b>
<u>UNCOLLECTIBLE ACCOUNTS</u>						
600-62843-000-00	UNCOLLECTIBLE ACCOUNTS	.00	.00	100.00	100.00	.0
	<b>TOTAL UNCOLLECTIBLE ACCOUNTS</b>	<b>.00</b>	<b>.00</b>	<b>100.00</b>	<b>100.00</b>	<b>.0</b>
<u>ADMINISTRATION &amp; OFFICE WAGES</u>						
600-62850-100-00	ADMIN & GEN-CITY MANAGER	1,154.00	8,107.33	14,415.00	6,307.67	56.2
600-62850-200-00	ADMIN & GEN-PUB WRK DIRECTOR	1,779.20	18,236.80	23,130.00	4,893.20	78.8
600-62850-500-00	ADMIN & GEN-SECRETARY	722.40	7,383.37	4,685.00	( 2,698.37)	157.6
600-62850-600-00	ADMIN & GEN-ACCOUNT CLERK	805.65	7,949.86	10,332.00	2,382.14	76.9
600-62850-700-00	ADMIN & GEN-COMPTRROLLER	641.20	6,559.26	8,335.00	1,775.74	78.7
600-62850-800-00	ADMIN & GEN-ADMIN DIRECTOR	1,368.56	15,121.68	19,589.00	4,467.32	77.2
	<b>TOTAL ADMINISTRATION &amp; OFFICE WAGES</b>	<b>6,471.01</b>	<b>63,358.30</b>	<b>80,486.00</b>	<b>17,127.70</b>	<b>78.7</b>
<u>OPERATNG EXPENSES</u>						
600-62851-500-00	OP EXPENSES-TELEPHONE	1,462.35	7,419.96	10,700.00	3,280.04	69.4
600-62851-600-00	OP EXPENSES-POSTAGE	212.20	1,895.37	2,100.00	204.63	90.3
600-62851-700-00	OP EXPENSES-OFFICE SUPPLIES	.00	488.08	2,000.00	1,511.92	24.4
600-62851-800-00	OP EXPENSES-ENGINEERING SUPPLI	.00	.00	1,900.00	1,900.00	.0
	<b>TOTAL OPERATNG EXPENSES</b>	<b>1,674.55</b>	<b>9,803.41</b>	<b>16,700.00</b>	<b>6,896.59</b>	<b>58.7</b>
<u>OUTSIDE SERVICES</u>						
600-62852-100-00	AUDIT EXPENSES	124.97	7,634.74	7,500.00	( 134.74)	101.8
600-62852-200-00	CONSULTANTS EXPENSES	1,062.50	1,912.50	15,900.00	13,987.50	12.0
600-62852-300-00	CONSULTANTS EXPENSES-WWTP	.00	.00	10,000.00	10,000.00	.0
600-62852-400-00	CITY ATTORNEY EXPENSES	.00	3,972.60	.00	( 3,972.60)	.0
	<b>TOTAL OUTSIDE SERVICES</b>	<b>1,187.47</b>	<b>13,519.84</b>	<b>33,400.00</b>	<b>19,880.16</b>	<b>40.5</b>

**CITY OF PLATTEVILLE**  
 EXPENDITURES WITH COMPARISON TO BUDGET  
 FOR THE 10 MONTHS ENDING OCTOBER 31, 2023

**FUND 600 - WATER & SEWER FUND**

	PERIOD ACT	YTD ACTUAL	BUDGET	UNEXPENDE	PCNT
<u>INSURANCE</u>					
600-62853-100-00	PROPERTY INSURANCE EXPENSE	.00	32,433.25	35,700.00	3,266.75 90.9
600-62853-200-00	WORKER'S COMPENSATION EXPENSE	.00	9,234.38	9,800.00	565.62 94.2
	<b>TOTAL INSURANCE</b>	<b>.00</b>	<b>41,667.63</b>	<b>45,500.00</b>	<b>3,832.37 91.6</b>
<u>EMPLOYEE BENEFITS</u>					
600-62854-200-00	EMPLOYEE BENEFIT - HEALTH/LIFE	14,950.61	175,377.93	196,400.00	21,022.07 89.3
600-62854-400-00	EMPLOYEE BENEFIT - RETIREMENT	2,445.28	25,830.45	32,800.00	6,969.55 78.8
600-62854-500-00	EMPLOYEE BENEFIT - VACATION	.00	.00	2,900.00	2,900.00 .0
600-62854-700-00	EMPLOYEE BENEFIT - HRA & FSA	37.16	295.66	900.00	604.34 32.9
600-62854-800-00	EMPLOYEE BENEFIT - UNIFORM	.00	4,938.86	2,200.00	( 2,738.86) 224.5
	<b>TOTAL EMPLOYEE BENEFITS</b>	<b>17,433.05</b>	<b>206,442.90</b>	<b>235,200.00</b>	<b>28,757.10 87.8</b>
<u>COMMISSION EXPENSE</u>					
600-62855-000-00	REGULATORY COMMISSION EXPENSES	.00	4,745.23	.00	( 4,745.23) .0
	<b>TOTAL COMMISSION EXPENSE</b>	<b>.00</b>	<b>4,745.23</b>	<b>.00</b>	<b>( 4,745.23) .0</b>
<u>MISCELLANEOUS EXPENSE</u>					
600-62856-100-00	MISC (SHOP/LOCATES)-LABOR	1,359.68	24,605.60	26,900.00	2,294.40 91.5
600-62856-200-00	MISC (SHOP/LOCATES)-SUPPL& EXP	735.98	9,544.07	40,400.00	30,855.93 23.6
	<b>TOTAL MISCELLANEOUS EXPENSE</b>	<b>2,095.66</b>	<b>34,149.67</b>	<b>67,300.00</b>	<b>33,150.33 50.7</b>
<u>RENT EXPENSE</u>					
600-62857-000-00	RENT EXPENSE	90.00	900.00	8,400.00	7,500.00 10.7
	<b>TOTAL RENT EXPENSE</b>	<b>90.00</b>	<b>900.00</b>	<b>8,400.00</b>	<b>7,500.00 10.7</b>
<u> </u>					
600-62926-400-00	EMPLOYEE BENEFIT - RETIREMENT	177.75	40.42	.00	( 40.42) .0
	<b>TOTAL DEPARTMENT 926</b>	<b>177.75</b>	<b>40.42</b>	<b>.00</b>	<b>( 40.42) .0</b>
	<b>TOTAL FUND EXPENDITURES</b>	<b>387,619.88</b>	<b>2,310,177.35</b>	<b>4,710,138.00</b>	<b>2,399,960.65 49.1</b>
	<b>NET REVENUE OVER EXPENDITURES</b>	<b>117,293.09</b>	<b>2,114,919.79</b>	<b>943,142.00</b>	<b>(1,171,777.79) 224.2</b>

**BANK RECONCILIATION AND STATEMENT OF INVESTMENTS  
OCTOBER 2023**

<u>BANK ACCOUNTS</u>	<u>TREASURERS</u>			<u>TREASURERS</u>			<u>ADJ</u>	<u>BANK BALANCE OCTOBER</u>
	<u>BALANCE SEPTEMBER</u>	<u>RECEIPTS</u>	<u>DISBURSEMENTS</u>	<u>BALANCE OCTOBER</u>	<u>OUTSTANDING CHECKS</u>	<u>OUTSTANDING DEPOSITS</u>		
CITY CASH	\$ (270,785.20)	\$ 412,535.21	\$ 1,149,420.18	\$ (1,007,670.17)	\$ 141,157.45	\$ (2,751.77)	\$ -	\$ (863,760.95)
W/S CASH	\$ 995,662.82	\$ 625,158.70	\$ 687,015.73	\$ 933,805.79	\$ 12,305.04	\$ 5,114.60	\$ -	\$ 940,996.23
<b>TOTAL</b>	<u>\$ 724,877.62</u>	<u>\$ 1,037,693.91</u>	<u>\$ 1,836,435.91</u>	<u>\$ (73,864.38)</u>	<u>\$ 153,462.49</u>	<u>\$ 2,362.83</u>	<u>\$ -</u>	<u>\$ 77,235.28</u>

**INVESTMENTS**

**WATER AND SEWER INVESTMENTS:**

CD-Heartland Credit Union	\$ 251,089.60	Holding-W&S CD
CD-Heartland Credit Union	\$ 25.00	Savings Acct - Membership
CD-Community First Bank	\$ 250,000.00	Repl.-Sewer CD
State Investment (LGIP) #3	\$ 2,946,070.61	Sewer Replacement
State Investment (LGIP) #6	\$ 1,068,730.82	W/S Operating Fund (Bond depr fund)
State Investment (LGIP) #11	\$ 49.92	W/S 2021B Bond
State Investment (LGIP) #12	\$ 189,035.44	W/S 2020C Bond
State Investment (LGIP) #13	\$ 904,723.75	W/S Depr Fund (restricted)
State Investment (LGIP) #14	\$ 1,012,962.33	W/S Debt Service Reserve
State Investment (LGIP) #16	\$ 283,685.76	W/S 2022B Bond
Ehler's Investments	\$ 260,406.45	Sewer Replacement
Ehler's Investments	\$ 230,032.37	W/S Debt Service Reserve

Respectfully Submitted,  
*Sheila Horner*  
Comptroller



**CITY OF PLATTEVILLE AIRPORT COMMISSION**  
**FINANCIAL REPORT**  
**OCTOBER 31, 2023**

# CITY OF PLATTEVILLE

BALANCE SHEET  
OCTOBER 31, 2023

## FUND 200 - AIRPORT FUND

		BEGINNING BALANCE	CURRENT ACTIVITY	YTD ACTIVITY	ENDING BALANCE
<u>ASSETS</u>					
200-10001-000-000	ALLOCATED CASH	.00	( 2,898.52)	.00	.00
200-10002-000-000	TREASURER'S CASH	346,348.02	10,448.87	( 249,090.69)	97,257.33
200-10003-000-000	AIRPORT CASH - RESTRICTED BAL	38,234.85	.00	.00	38,234.85
200-11110-000-000	AIRPORT INVESTMENTS	8,911.44	599.87	305,324.39	314,235.83
200-13911-000-000	ACCOUNTS RECEIVABLE MISC.	25,516.08	.00	( 25,516.08)	.00
200-16120-000-000	AIRPORT FUEL INVENTORY	49,275.85	.00	( 49,275.85)	.00
200-17238-000-000	AIRPORT LOAN RECEIVABLE	.00	.00	.00	.00
	<b>TOTAL ASSETS</b>	<b>468,286.24</b>	<b>8,150.22</b>	<b>( 18,558.23)</b>	<b>449,728.01</b>
<u>LIABILITIES AND EQUITY</u>					
<u>LIABILITIES</u>					
200-21211-000-000	VOUCHERS PAYABLE	( 29,628.06)	.00	29,628.06	.00
200-21220-000-000	WAGES PAYABLE CLEARING	.00	.00	.00	.00
200-21313-000-000	6.20% SOC. SEC. EES	.00	.00	.00	.00
200-21314-000-000	1.45% SOC. SEC. EES	.00	.00	.00	.00
200-21315-000-000	6.20% SOC. SEC. ERS	.00	.00	.00	.00
200-21316-000-000	1.45% SOC. SEC. ERS	.00	.00	.00	.00
200-21700-000-000	1.45% SOC. SEC. ERS	.00	.00	.00	.00
200-23160-000-000	PREPAYMENTS	.00	.00	.00	.00
200-26000-000-000	DEFERRED (PREPAID) REVENUE	.00	.00	.00	.00
200-27015-000-000	ADVANCE FROM GENERAL FUND	.00	.00	.00	.00
200-27238-000-000	AIRPORT SHORT-TERM LOAN	.00	.00	.00	.00
	<b>TOTAL LIABILITIES</b>	<b>( 29,628.06)</b>	<b>.00</b>	<b>29,628.06</b>	<b>.00</b>
<u>FUND EQUITY</u>					
200-30000-000-000	BUDGET VARIANCE	.00	.00	.00	.00
200-31110-000-000	AIRPORT FUND BALANCE	( 438,658.18)	.00	.00	( 438,658.18)
200-34000-000-000	RESERVE FOR ADV. FROM GEN	.00	.00	.00	.00
200-34110-000-000	P.O. ENCUMBRANCE	.00	.00	.00	.00
	NET INCOME/LOSS	.00	( 8,150.22)	( 11,069.83)	( 11,069.83)
	<b>TOTAL FUND EQUITY</b>	<b>( 438,658.18)</b>	<b>( 8,150.22)</b>	<b>( 11,069.83)</b>	<b>( 449,728.01)</b>
	<b>TOTAL LIABILITIES AND EQUITY</b>	<b>( 468,286.24)</b>	<b>( 8,150.22)</b>	<b>18,558.23</b>	<b>( 449,728.01)</b>

**CITY OF PLATTEVILLE**  
**DETAIL REVENUES WITH COMPARISON TO BUDGET**  
**FOR THE 10 MONTHS ENDING OCTOBER 31, 2023**

**FUND 200 - AIRPORT FUND**

		PERIOD		BUDGET		% OF	ENC	UNENC
		ACTUAL	YTD ACTUAL	AMOUNT	VARIANCE	BUDGET	BALANCE	BALANCE
<u>PUBLIC CHARGES FOR SERVICE</u>								
200-46340-460-000	AVIATION FUEL CASH SALES	8,639.89	77,783.80	123,378.00	( 45,594.20)	63.05	.00	( 45,594.20)
200-46340-461-000	AVIATION FUEL CREDIT CARD	6,917.59	126,300.45	185,068.00	( 58,767.55)	68.25	.00	( 58,767.55)
200-46340-462-000	CORPORATE HANGAR	.00	350.00	.00	350.00	.00	.00	350.00
200-46340-463-000	LAND RENT FOR PRIVATE HANGA	.00	1,380.00	6,177.00	( 4,797.00)	22.34	.00	( 4,797.00)
200-46340-464-000	HANGAR RENT	606.30	31,620.24	36,000.00	( 4,379.76)	87.83	.00	( 4,379.76)
200-46340-466-000	INTEREST AIRPORT INVESTMENT	599.87	5,324.39	.00	5,324.39	.00	.00	5,324.39
200-46340-467-000	INTEREST - NOW ACCOUNT	329.87	3,475.50	3,132.00	343.50	110.97	.00	343.50
200-46340-468-000	LAND RENTAL PARCEL A	.00	116,115.12	134,500.00	( 18,384.88)	86.33	.00	( 18,384.88)
200-46340-470-000	LAND RENTAL PARCEL B	.00	4,132.50	7,400.00	( 3,267.50)	55.84	.00	( 3,267.50)
200-46340-471-000	LAND RENTAL PARCEL C	.00	503.50	795.00	( 291.50)	63.33	.00	( 291.50)
200-46340-473-000	MISCELLANEOUS	1,542.00	1,602.00	.00	1,602.00	.00	.00	1,602.00
200-46340-475-000	INS PAYMENTS	.00	12,383.79	.00	12,383.79	.00	.00	12,383.79
200-46340-480-000	MAIN HANGAR RENT	.00	2,323.07	1,455.00	868.07	159.66	.00	868.07
200-46340-485-000	CIP PAYMENT FROM CITY	.00	.00	15,000.00	( 15,000.00)	.00	.00	( 15,000.00)
200-46340-679-000	VENDING SALES	.00	40.27	.00	40.27	.00	.00	40.27
200-46750-675-000	AIRPORT VENDING SALES	22.00	566.92	.00	566.92	.00	.00	566.92
<b>TOTAL PUBLIC CHARGES FOR SE</b>		<b>18,657.52</b>	<b>383,901.55</b>	<b>512,905.00</b>	<b>( 129,003.45)</b>	<b>74.85</b>	<b>.00</b>	<b>( 129,003.45)</b>
<b>TOTAL FUND REVENUE</b>		<b>18,657.52</b>	<b>383,901.55</b>	<b>512,905.00</b>	<b>( 129,003.45)</b>	<b>74.85</b>	<b>.00</b>	<b>( 129,003.45)</b>

**CITY OF PLATTEVILLE**  
 DETAIL EXPENDITURES WITH COMPARISON TO BUDGET  
 FOR THE 10 MONTHS ENDING OCTOBER 31, 2023

**FUND 200 - AIRPORT FUND**

		PERIOD		BUDGET		% OF	ENC	UNENC
		ACTUAL	YTD ACTUAL	AMOUNT	VARIANCE	BUDGET	BALANCE	BALANCE
<u>AIRPORT</u>								
200-53510-120-000	AIRPORT: OTHER WAGES	3,115.00	31,751.90	10,000.00	( 21,751.90)	317.52	.00	( 21,751.90)
200-53510-132-000	AIRPORT: SOC SEC	168.67	1,944.18	600.00	( 1,344.18)	324.03	.00	( 1,344.18)
200-53510-133-000	AIRPORT: MEDICARE	69.63	484.89	150.00	( 334.89)	323.26	.00	( 334.89)
200-53510-804-000	AIRPORT: ATTORNEY FEES	4,394.20	11,123.00	1,500.00	( 9,623.00)	741.53	.00	( 9,623.00)
200-53510-805-000	AIRPORT: FUEL 100LL	.00	97,344.57	113,012.00	15,667.43	86.14	.00	15,667.43
200-53510-806-000	AIRPORT: FUEL JET-A PURCHASE	.00	105,656.44	161,065.00	55,408.56	65.60	.00	55,408.56
200-53510-807-000	AIRPORT: FUEL MAINTENANCE	.00	12,825.71	1,100.00	( 11,725.71)	1,165.97	.00	( 11,725.71)
200-53510-809-000	AIRPORT: FAHERTY RECYCLING	69.00	651.00	700.00	49.00	93.00	.00	49.00
200-53510-810-000	AIRPORT: BUILDINGS & GROUND	954.99	30,680.03	60,000.00	29,319.97	51.13	.00	29,319.97
200-53510-814-000	AIRPORT: FUEL PURCHASES	174.32	1,796.81	6,400.00	4,603.19	28.08	.00	4,603.19
200-53510-815-000	AIRPORT: FUEL FLOWAGE (TO M	.00	.00	10,000.00	10,000.00	.00	.00	10,000.00
200-53510-816-000	AIRPORT: FED/WI GRANT PROJEC	.00	7,612.01	10,000.00	2,387.99	76.12	.00	2,387.99
200-53510-817-000	AIRPORT: CREDIT CARD FEES	177.00	3,190.25	4,000.00	809.75	79.76	.00	809.75
200-53510-820-000	AIRPORT: GENERAL SUPPLIES	162.95	5,078.39	600.00	( 4,478.39)	846.40	.00	( 4,478.39)
200-53510-821-000	AIRPORT: PROPANE	.00	1,924.00	6,500.00	4,576.00	29.60	.00	4,576.00
200-53510-823-000	AIRPORT: LIABILITY INS	.00	7,884.00	6,800.00	( 1,084.00)	115.94	.00	( 1,084.00)
200-53510-824-000	AIRPORT: AIRPORT MGR'S CONT	.00	7,575.00	85,000.00	77,425.00	8.91	.00	77,425.00
200-53510-827-000	AIRPORT: POSTAGE	4.41	62.17	50.00	( 12.17)	124.34	.00	( 12.17)
200-53510-828-000	AIRPORT: PR & ADVERTISING	.00	50.20	500.00	449.80	10.04	.00	449.80
200-53510-830-000	AIRPORT: SALES TAX	73.84	1,608.78	2,500.00	891.22	64.35	.00	891.22
200-53510-833-000	AIRPORT: TELEPHONE	362.08	3,294.63	3,000.00	( 294.63)	109.82	.00	( 294.63)
200-53510-836-000	AIRPORT: ALLIANT	700.54	6,979.58	7,600.00	620.42	91.84	.00	620.42
200-53510-841-000	AIRPORT: TRAVEL & CONFERENC	.00	757.90	.00	( 757.90)	.00	.00	( 757.90)
200-53510-847-000	AIRPORT: AVIATION FUEL TAX	.00	.00	2,500.00	2,500.00	.00	.00	2,500.00
200-53510-848-000	AIRPORT: EQUIPMENT EXPENSES	80.67	7,297.28	15,000.00	7,702.72	48.65	.00	7,702.72
200-53510-850-000	AIRPORT: AIRPORT OUTLAY	.00	25,259.00	.00	( 25,259.00)	.00	.00	( 25,259.00)
TOTAL AIRPORT		10,507.30	372,831.72	508,577.00	135,745.28	73.31	.00	135,745.28
TOTAL FUND EXPENDITURES		10,507.30	372,831.72	508,577.00	135,745.28	73.31	.00	135,745.28
NET REV OVER EXP		8,150.22	11,069.83	4,328.00	6,741.83	255.77	.00	11,069.83

**THE CITY OF PLATTEVILLE, WISCONSIN  
COUNCIL SUMMARY SHEET**

<b>COUNCIL SECTION: REPORTS ITEM NUMBER: VI.B.3.</b>	<b>TITLE: Department Progress Reports</b>	<b>DATE: November 14, 2023 VOTE REQUIRED: Majority</b>
<b>PREPARED BY: Colette Steffen, Deputy City Clerk</b>		

**Description:**

Monthly reports from each department are provided.

**Attachments:**

- Administration Department
- City Manager
- Community Planning & Development Department
- Fire Department
- Platteville Public Library
- Museum Department
- Police Department
- Public Works Department
- Parks & Recreation Department



**Department Progress Report**  
**Administration Department**  
**Nicola Maurer, Director**  
**October 2023**

**ACCOMPLISHMENTS:**

- Finance division:
  - Continued support for users of miTime Time and Attendance software
  - Ongoing work with bill paying, cemetery deeds and records, payroll processing, utility billing
  - Continued training of Utility Billing Specialist Stevens
  - Continued coverage during training period
  - Annual employee performance evaluations
  
- Clerk division:
  - Council Agenda & Packet planning, communication, production, and distribution
  - Progress on planning and building a Special Event Permit
  - Work on elections budget and CIP request submission – Badger Books
  - Continued initial planning of electronic filing system
  - Continued planning for a full election year in 2024
  
- Information Technology:
  - Ongoing IT services support
  
- Administration Director
  - Continued support for Airport Commission with legal matters and 2024 budget
  - Completion of Promissory Note for 2023 CIP budget
  - Continued work on TIF 6 debt refinancing
  - Begin work on WS CIP bond issue
  - Complete work on 2023 Financial Management Plan
  - Preparation and execution of 11/1 bond payment
  - Continued work on Playground accounting, CDBG audit and reimbursement submissions
  - Continued 2024 budget work with operating budget, WS budget and CIP budget
  - Support for utility disconnect process
  - Assist with compensation plan update
  - Phone system administration

## **MAJOR OBJECTIVES FOR THE COMING MONTH:**

- Finance division:
  - Work with Civic on developing download from PD scheduling software to Caselle Connect
  - Ongoing work with bill paying, cemetery deeds and records, payroll processing, utility billing
  - Continue training of Utility Billing Specialist
  - Work on monthly reconciliations
  
- Clerk division:
  - Complete contracts & agreements policy and centralized City storage
  - Complete work on Special Event permit process
  - Ongoing work on council agendas/packets, open records requests, assessment inquiries, election planning
  - Preparation for 2024 election cycle
  
- Information Technology:
  - Work on UWP ITS partnership and planning
  - Recruiting of replacement ITS support specialist
  
- Administration Director
  - Continue support for Airport Commission with legal matters
  - Continue work on Playground accounting, CDBG audit and reimbursement submissions
  - Continue work on WS CIP bond issue
  - Continue work on TIF 6 debt refinancing
  - Complete Finance division evaluations
  - Complete 2024 budget work with adoption of budget
  - Assist with monthly reconciliation set up
  - Work on 2023 CIP and ARPA reports



**City of Platteville**  
**October 2023 Progress Report**  
**City Manager**

Accomplishments in October:

- Met with Ela Kakde, WEDC Representative, regarding possible local area projects including childcare opportunities through school district Fund 80.
- Delivered a recommendation regarding the fire facility project to the Common Council.
- Met with library property owners group leadership to discuss transfer of the library.
- Continued participation in UW Strategic Planning initiative.
- Presented the 2024 Operating Budget Recommendation.
- Finalized WPPA Collective Bargaining Agreement
- Attended the Wisconsin League of Municipalities Regional “Thank You” meeting in Reedsburg.
- Final coordination with a Taste of Platteville event.
- Met with staff on evaluation of the need for a nuisance ordinance.
- Assisted PD with response to citizen concerns regarding a medical response.

Goals for November:

- Direct and implement the Formal Complaint and Mismanagement Policy along with providing training opportunities for staff. – Delayed
- Conduct an after-action review regarding a Taste of Platteville event.
- Conduct an after-action with directors on budget process.
- Begin preliminary investigation into strategic planning.
- Finalize an event request process and donations policy. – Delayed
- Meet with DOT Bureau of Aeronautics regarding our airport.
- Meet with DNR regarding our trails.
- Finalize City Position on PFAS settlement.
- Reinitiate director performance evaluations.
- Represent Platteville at the UW Madison Tailgate Event, recognizing UWP Strategic Planning.
- Meet with the Leadership of the Veterans Honor Roll regarding the monuments in City park.



**DEPARTMENT PROGRESS REPORT**  
**Community Planning & Development**



**November 2023**

**ACCOMPLISHMENTS**

- Worked on administering the affordable housing assistance programs.
- Assisted the owners of the Armory property on the submittal of an application for a Community Development Investment (CDI) grant to assist with building renovations.
- Worked on administering the CDBG grant for the inclusive playground project.
- Processed a PUD approval request for a new Chapel/Newman Center building for the St. Augustine parish. This item is scheduled for the Plan Commission on November 6<sup>th</sup> and the Council on November 28<sup>th</sup>.
- Processed the final reimbursement request for the Updraft Brewery grant.
- Processed two curb appeal grants through the Redevelopment Authority.

**MAJOR OBJECTIVES FOR THE COMING MONTHS**

- Continue promoting the affordable housing incentive programs utilizing funds from the extension of TID 4.
- Finalize the CDBG-CV grant paperwork for the inclusive playground project.
- Work on administering the Neighborhood Investment Fund grant for the Family Advocates project.
- Working on a grant application for the Historic Preservation Commission that would assist with the cost of having up to four properties nominated for the State/National Register of Historic Places.

**PUBLIC INFORMATION ITEMS**

- None

**THINGS THAT NEED ATTENTION (City Manager/City Council)**

- None

**OTHER INFORMATION**

- Donisi Property Update: The properties at 160 N. Hickory Street, 180 N. Hickory Street, 135 N. Water Street, 155 N. Water Street, 375 W. Adams Street, 420 Market Street, and 730 Fremont Street have been sold. The sale of the property at 355 N. Water Street is pending. No sales yet on 420 Hickory Street, 680 Hickory Street, and 190 Elm Street.
- No proposals have been submitted yet in response to the RFP for the 60 Ellen Street property that is owned by the City.

**BUILDING PERMIT SUMMARY 2023**

	PROJECT VALUATION		# OF PERMITS		FEES COLLECTED		NEW S.F. HOMES		TOTAL HOUSING UNITS	
	MONTH	Y-T-D	MONTH	Y-T-D	MONTH	Y-T-D	MONTH	Y-T-D	MONTH	Y-T-D
JANUARY	\$ 1,693,200	\$ 1,693,200	17	17	\$ 20,999	\$ 20,999	8	8	8	8
FEBRUARY	\$ 2,560,242	\$ 4,253,442	20	37	\$ 9,052	\$ 30,050	0	8	8	16
MARCH	\$ 571,702	\$ 4,825,144	12	49	\$ 5,628	\$ 35,678	0	8	1	17
APRIL	\$ 770,574	\$ 5,595,717	20	69	\$ 5,192	\$ 40,870	1	9	3	20
MAY	\$ 4,661,646	\$ 10,257,363	22	91	\$ 14,495	\$ 55,364	1	10	1	21
JUNE	\$ 1,186,674	\$ 11,444,038	29	120	\$ 1,639	\$ 57,004	0	10	0	21
JULY	\$ 210,464	\$ 11,654,502	21	141	\$ 1,235	\$ 58,239	0	10	0	21
AUGUST	\$ 4,020,020	\$ 15,674,522	29	170	\$ 20,865	\$ 79,104	1	11	1	22
SEPTEMBER	\$ 367,515	\$ 16,042,037	14	184	\$ 3,912	\$ 83,016	0	11	0	22
OCTOBER										
NOVEMBER										
DECEMBER										

**MAJOR COMMERCIAL PROJECTS**

**VALUE**

Stop N Go Remodel	\$ 130,000
Grand River Medical Clinic	\$ 378,400
Oak Park Dental	\$ 100,000
Family Advocates	\$ 2,963,000
Tidal Wave Auto Spa	\$ 3,423,365

**NEW RESIDENTIAL PROJECTS**

**VALUE**

1575 Cornerstone Circle	\$ 195,000
1686 Cornerstone Circle	\$ 195,000
1635 Cornerstone Circle	\$ 175,000
1615 Cornerstone Circle	\$ 175,000
1565 Cornerstone Circle	\$ 205,000
1605 Cornerstone Circle	\$ 185,000
1585 Cornerstone Circle	\$ 185,000
1625 Cornerstone Circle	\$ 185,000
1040 Fox Ridge Road	\$ 710,000
710 Lutheran Street	\$ 300,000
515/525 Cedar Street	\$ 137,500
375 Kase Street	\$ 225,000
1688 Cornerstone Circle	\$ 280,000

**Building Permits - 2023**

#	Address	Name	Parcel ID	Zone	Date	Permit Type	Project Value	Building Permit Fee	Erosion Control Fee	Impact Fee	Zoning Fee	Fee Total	Description	Comments
<b>September</b>														
172	490 Washington St	BSNB LLC	850-0000	R-2	9/7/2023	Building Alterations	\$ 10,000.00	\$ 200.00				\$ 200.00	Replace siding	
173	305 Eastside Rd	Family Advocates	3096-0030	PUD	9/7/2023	Electrical	\$ 263,000.00	\$ 2,630.00				\$ 2,630.00	Electrical for new building	
174	195 Bradford St	Eileen Nickels	711-0000	R-3	9/11/2023	Building Alterations	\$ 2,400.00	\$ 25.00				\$ 25.00	Remove window and install door	
175	55 E Main St	55 E Main LLC	134-0000	B-2	9/11/2023	Building Alterations	\$ 11,660.00	\$ 42.00				\$ 42.00	Replace back door, deck and railing	
176	560 W Main St	Glen Bahr	747-0000	R-3	9/12/2023	Building Alterations	\$ 3,000.00	\$ 35.00				\$ 35.00	Replace side entrance door	
177	125 S Water St	Genesis 426	2345-0000	B-2	9/13/2023	HVAC Alterations	\$ 15,000.00	\$ 150.00				\$ 150.00	Replace rooftop unit	
178	1400 N Second St	Frank Steck	497-0000	R-3	9/14/2023	Building	\$ 20,000.00	\$ 74.88				\$ 74.88	Build 24x26 storage building	
179	365 W Dewey St	Ralph Beurret	1479-0000	R-2	9/19/2023	Building Alterations	\$ 1,000.00	\$ 25.00				\$ 25.00	Insulate accessory structure	
180	1345 Karla St	Micheal Schuldes	3027-0000	R-1	9/19/2023	Building Alterations	\$ 9,905.00	\$ 50.00				\$ 50.00	Replace bathtub with shower	
181	Old Lancaster Rd	Austin & Hannah Fox	50-313-10	R-1 (ET)	9/20/2023	Zoning Permit					\$ 25.00			
"						Impact Fee				\$ 380.00		\$ 405.00	Zoning permit and impact fee for house	
182	935 Eastman St	Ryan Tiesman	1387-0000	R-2	9/21/2023	Electrical Alterations	\$ 1,600.00	\$ 25.00				\$ 25.00	Replace service	
183	170 Ridge Ave	Troy Maggied	818-0000	R-1	9/27/2023	Electrical Alterations	\$ 18,000.00	\$ 100.00				\$ 100.00	Rooftop solar	
184	30 E Furnace St	Tyler Beers	100-0000	R-2	9/28/2023	Building Alterations	\$ 9,700.00	\$ 100.00				\$ 100.00	Replace 9 windows	
185	245 E Bus Hwy 151	The Back 9	1872-0000	B-3	9/29/2023	Sign	\$ 2,250.00	\$ 50.00				\$ 50.00	Wall sign	
<b>September Totals</b>							<b>\$ 367,515.00</b>					<b>\$ 3,911.88</b>		

## AFFORDABLE HOME IMPROVEMENT ASSISTANCE PROGRAM

APPROVED PROJECTS 11/2/2023

Property Address	Approved Grant Amount	Approved Loan Amount	Total Approved Funds	Total Payments	Funds Remaining	Project Status	Loan Payment Start Date	Loan Payment End Date	Payment Amount
360 E. Lewis Street	\$ 10,000.00	\$ 25,000.00	\$ 35,000.00	\$ 35,000.00	\$ -	Complete	Jul-22	Jun-27	\$ 416.67
175 Jewett Street	\$ 10,000.00	\$ -	\$ 10,000.00	\$ 10,000.00	\$ -	Complete			
921 E. Madison Street	\$ 10,000.00	\$ -	\$ 10,000.00	\$ 10,000.00	\$ -	Complete			
620 Lancaster Street	\$ 10,000.00	\$ -	\$ 10,000.00	\$ 10,000.00	\$ -	Complete			
65 Sylvia Street	\$ 10,000.00	\$ 25,000.00	\$ 35,000.00	\$ 29,686.27	\$ 5,313.73	Ongoing	Dec-22	Nov-27	\$ 416.67
655 Camp Street	\$ 10,000.00	\$ -	\$ 10,000.00	\$ 6,857.45	\$ 3,142.55	Ongoing			
795 Broadway	\$ 10,000.00	\$ 20,000.00	\$ 30,000.00	\$ 27,000.00	\$ 3,000.00	Ongoing	Jan-23	Dec-27	\$ 333.33
415 W. Cedar Street	\$ 10,000.00	\$ -	\$ 10,000.00	\$ 10,000.00	\$ -	Complete			
110 Jewett Street	\$ 10,000.00	\$ 25,000.00	\$ 35,000.00	\$ 35,000.00	\$ -	Complete	Jul-23	Jun-28	\$ 416.67
515 Lancaster Street	\$ 10,000.00	\$ 25,000.00	\$ 35,000.00	\$ 7,661.38	\$ 27,338.62	Ongoing	Oct-23	Sep-28	\$ 416.67
230 W. Adams Street	\$ 10,000.00	\$ -	\$ 10,000.00			Pending			
420 Market Street	\$ 10,000.00	\$ 25,000.00	\$ 35,000.00			Pending			
<b>Total</b>			\$ 265,000.00	\$ 181,205.10	\$ 38,794.90				

Total Beginning Program Funds	\$ 236,197.00
Total Funds Approved	\$ (265,000.00)
Attorney Expenses	\$ (8,465.46)
Administrative Fees	\$ (510.00)
Loan Payments Made	\$ 9,763.62
<b>Funds Available to Lend/Grant</b>	<b>\$ (28,014.84)</b>

*New projects are on a waiting list until adequate funds become available.*

**DEPARTMENT PROGRESS REPORT**  
**Fire Department**  
**October 2023**



**ACCOMPLISHMENTS**

- Call Response - The fire department responded to only 21 incidents in October. FD response summary is as follows:  
Fires.....7  
Vehicle Crashes .....3  
Gas Odor/CO Alarms .....3  
Alarm System Activation .....3  
EMS Lift Assist .....2  
Other .....3

- Fire Station Project Update – At the October 10<sup>th</sup> Common Council meeting, Council approved moving forward with a Single-Story Fire Facility with 7 apparatus bays at the OE Gray site and to acquire the 2 parcels of land on the south/west side of the OE Gray property. At the October 17<sup>th</sup> Common Council meeting, the Council approved a *Resolution on Determination of Necessity – Property Condemnation* to begin the process of acquiring parcels of land for the project.

We also met with the Architect to begin moving forward with the Schematic Design of the fire facility, have begun working with the CM on what is needed to prepare for demolition of the old buildings as well as a tentative timeline for the project.

Lastly, we have begun meeting with the fundraising committee to get a capital campaign going for the project.

- Radio Repeater Update – This is still in progress, Grant County recently got insurance on the tower which will now allow for the vendor to schedule installation of antenna equipment on the tower. Once, antenna equipment is installed, they can begin getting our radio repeater ready for installation.
- Fire Prevention – October was a busy month for fire prevention as October is fire prevention month. We promoted fire prevention to hundreds of kids in our schools and daycares, we promoted fire prevention throughout the community, and performed fire drills in our schools.

**MAJOR OBJECTIVES FOR THE COMING MONTH**

- Fire Station Design – We will be working with the Architect, Wendel Five Bugles Design, on the Schematic Design of the single-story fire facility.
- Policy and Procedure Review – Chief Simmons and Deputy Chief Pickel will continue to review existing policies and procedures and work to update outdated policies or create missing policies and procedures. This is an ongoing project that we hope to complete by the end of 2023.

**PUBLIC INFORMATION ITEMS**

- Nothing this month.

**THINGS THAT NEED ATTENTION (City Manager/City Council)**

- Nothing at this time.

**COMMITTEE REPORT**

- Next regular meeting of the PFC is tentatively scheduled for Tuesday, December 5, 2023, at 5:00pm in the Police Department Training Room.

## Platteville Public Library

### Director's Report

October 3, 2023

#### LIBRARY NEWS

- Sunday hours have resumed for the school year. The library is once again open on Sundays from 1pm-4pm.
- The library will be closed on October 6. The staff will be attending a workshop in Lancaster entitled "The Art of Conflict Transformation", hosted by SWLS. During this time, the 1st-floor carpets and upholstery will be cleaned.
- Outreach Coordinator Mela hosted a meeting to gather regional organizations and individuals that are serving English Language Learners. The meeting was so successful that the attendees requested that this become a quarterly meeting to share resources and discuss needs. During the meeting, Mela introduced the group to a few of our resources, including the new ELL kits available at the library, rotating Spanish collections, and Spanish library card applications
- 8 staff and 4 volunteers walked in the Dairy Days parade.
- Library Specialist Natalie recently submitted a grant application for "Thinking Money for Kids". This grant opportunity provided by ALA will distribute 200 program kits valued at approximately \$2,000. If awarded, the library would offer programs to support financial education for children ages 3 to 12.
- To celebrate National Library Card Month, we waived the \$1 replacement fee for Library cards. Over 34 replacement cards were distributed, and we welcomed 92 new cardholders in September.
- Library Specialists Rachel and Nancy attended UW-Platteville's merchant fair.

#### BUILDING/GROUNDS

- Building Maintenance Specialist Shannon is working to repair our lighted signage in the parking light. Currently, the word "library" does not light up.
- Main Street Program Director Michael Walsh proposed the addition of a selfie station near the library, at the corner of Main and Elm St. Miniaturized versions of the proposed design options and a photo of the proposed location [here](#)

#### TECHNOLOGY

- Evanced Spaces/Signup, the program calendar and room reservation software we have been using since 2017 will be sunseting in January 2024. Library staff is in the early stages of test-driving various software options available to public libraries.

#### SWLS NEWS

- SWLS Director Kranz presented a new strategic plan to the SWLS board in September. Member libraries requested that the plan not be approved until we have had an opportunity to review the document.
- The year-long, grant-funded subscription to Brainfuse products which included HelpNow, JobNow, and VetNow has ended.
- Thanks to grant funding, all SWLS libraries now offer [CreativeBug](#) as a new database. Creativebug has thousands of award-winning art and craft video classes taught by recognized design experts and artists. Patrons can create an account with their library card.
- Director Lee-Jones attended a compensation survey discussion hosted by SWLS regarding the [Wisconsin Public Library Staff Compensation Survey Report](#) produced by Carlson Dettmann Consulting in partnership with the Wisconsin DPI, SWLS, and IMLS.

#### STAFF NEWS

- Therese Jung has accepted an offer and will join our team as a Library Specialist on the Adult Services team, beginning 11/6.

#### FOUNDATION UPDATES

- The Foundation has committed to hosting a pop-up bookshop on Friday, Dec. 15 from 5pm-8pm in conjunction with the Main Street Program's "Hometown Friday Night" event. Director Lee-Jones has begun conversations with the [Republic of Letters](#) bookshop in Mineral Point.
- At their September 12 meeting, the Foundation approved funding for digital audio devices (audiobooks) for \$2,500. The library continues to see a high demand for Playaways, Readlongs (Wonderbooks/VOx Readers), and Me Readers. Receiving information both visually and audibly reinforces word recognition, improves fluency, builds vocabulary, and supports the development of comprehension.
- At their September 12 meeting, the Foundation approved the annual renewal of the Hillmen Art Connection.
- At their September 12 meeting, the Foundation approved funding for all CIP projects for 2023, except the lactation/comfort room project, which has been waylaid in favor of a more comprehensive look at the library's long-range facility needs.
- Thanks to Foundation funding, Outreach Coordinator Mela welcomed speaker Keiran Murphy to speak on The mYths of the 1914 Murders of Taliesin. The Library and Foundation would also like to thank Kunes Automotive and Platteville Journal for assisting with advertising the Murders of Taliesin program.

**LIBRARY USAGE BY MONTH**

<b>2023</b>	<b>Room Reservations</b>	<b>Circulation</b>	<b>New cardholders</b>	<b>Visitors</b>
<b>January</b>	154	7,283	58	4,976
<b>February</b>	138	7,252	53	4,403
<b>March</b>	213	8,735	56	6,139
<b>April</b>	177	7,437	44	6,021
<b>May</b>	195	6,915	40	5,699
<b>June</b>	181	7,600	85	5,442
<b>July</b>	144	8,328	64	4,988
<b>August</b>	144	7,677	60	5,355
<b>September</b>	149	6,591	92	5,183
<b>October</b>				
<b>November</b>				
<b>December</b>				
<b>Total</b>	<b>1,495</b>	<b>67,818</b>	<b>552</b>	<b>48,206</b>

**LIBRARY DIRECTOR MEETINGS**

9/1 Deposit overview with Cheryl 9/1 Reference Desk 9/1 Long-range building planning, Tammy Black 9/5 Erin 9/5 Karina 9/5 Cheryl 9/5 Outreach Coordinators meeting 9/5 Library Board 9/7 2024 budget review, City Manager Clint Lanreck and Finance Director Nicola Maurer 9/9 Dairy Days Parade 9/9 Reference Desk 9/11 Cheryl 9/12 Main Street Program Promotions Committee 9/12 Library/hotel parking review 9/12 Library Specialist interviews 9/12 Library Foundation 9/12 Common Council (Zoom) 9/13 City Department Director meeting 9/13 Library Specialist interviews	9/14 Library leadership team 9/14 Community Enrichment meeting 9/15 Staff in-service 9/18 Grant County Literacy Council, Boscobel 9/19 Karina 9/19 Cheryl 9/20 Grant County Literacy Council planning meeting 9/25 TIDE 9/26 Erin 9/26 Karina 9/26 Cheryl 9/26 Common Council (Zoom) 9/27 City Department Director meeting 9/27 Meeting with directors from Lancaster PL and Dodgeville PL 9/28 Public Library Staff Compensation Survey 9/28 Library leadership team 9/28 Reference Desk 9/28 Community Enrichment 9/28 Internship interview, Abby Wackershauser 9/29 Reference Desk
--	--

**PATRON SERVICES ACTIVITY**

Karina Zidon, Nancy Sagehorn, Mela Lewandowski, Binga Manwiller, Rachel McFall

<b>Programs</b>	<b>Community outreach, partnerships, volunteers</b>
9/05 Monthly Morning Book Chat - 10 9/06 Unwind - 1 9/12 Genealogy Table - 2	9/06 UWP Merchant Fair - 42 - Nancy, Rachel 9/07 UWP Merchant Fair - 304 - Nancy, Rachel 9/09 Dairy Days Parade - 8 staff, 4 volunteers (Fanny Jolly, Levon J,

9/17 Myths of the 1914 Murders of Taliesin - 43 9/19 Book club: How the Word is Passed - 14 9/20 Make it midweek: Hobbit doors - 6	Phoebe J, Izzy M) 9/13 Nick Helms (Volunteer orientation) - Mela, Rachel 9/20 Grace Kronick (Volunteer orientation) - Mela, Rachel 9/21 Grant County Latino Support Meeting - Mela  Lazlo C - Organized toddler books and big picture books Nandini C - Book mending Tara Cobb - "Unwind" programming Sierra D - Dusting nonfiction Nick Helms - Dusting children's books and large print Fanny Jolly - Shelf reading, pulling/update new materials on shelves Amanda Mohawk - Shelf reading and dusting reference, non-fiction, biography; replace old display with new display Barb Norin - Room docent for "Myths of the 1914 Murders of Taliesin" Nathan P - Cleaning, dusting Zoe X - Shelf reading children's picture books
<b>Self-directed activities</b>	<b>Professional Development</b>
9/05 Adult summer reading finishers - 68	9/14 WPLC Digital Steering Committee - Karina 9/14 SWLS Best Practices - Rachel

<b>YOUTH SERVICES ACTIVITY</b> Erin Isabell, Valerie Curley, Maggie Bahn Denowski, Natalie Langmeier	
<b>Programs</b>	<b>Community outreach, partnerships, volunteers</b>
Manga & munchies mixer (teen) 5 Kid's book club 5 UWP HG & Dev class visit 41 & 25 Fall family storytime 21, 29 Costume swap 31 Remix old books to new creations (teen) 4 Teen book club 3 Musical storytime 24	6 people donated costumes & props for the costume swap UWP Human growth & development classes visited
<b>Self-directed activities</b>	<b>Professional Development</b>
Coloring table- hats 245 Sensory toolbox use 8 Acorn hunt 117 Dial-a-story 234 Sunflower sticker mosaic	9/20 Beanstack tandems webinar- Maggie Sept-Nov UW-Madison online course- Youth Services 101- Natalie





# City of Platteville Museum Department

## Progress Report for October 2023

Prepared Nov. 8, 2023

### ACCOMPLISHMENTS

#### Attendance, Education & Programs

- October 2023 In-Person and Off-Site or Virtual Program/Virtual Tour/Virtual Exhibition/Virtual School Field Trip attendance was 1,234 vs. 2,725 in 2022 and 1,962 in 2021 (Year-to-Date: 17,877 vs. 15,527 in 2022 and 13,818 in 2021).
- October In-Person and Ticketed Online Attendance: 837 vs. 1,637 in 2022 and 1,122 in 2021 (Year-to-Date: 6,084 vs. 7,899 in 2022 and 4,918 in 2021). This included the following:
  - Oct. 13 – 75 Galena Middle School field trip participants
  - Oct. 20 – 96 Platteville field trip participants in a Wisconsin Science Festival field trip
  - Oct. 21 – 178 enjoyed free Wisconsin Science Festival content
  - Oct. 26 – 27 Oregon German Exchange Program field trip participants
  - Oct. 26 – 135 Sweet Treats on Main
  - Oct. 26 – 152 Haunted Mine Tours
- Virtual Tours: 261
- Virtual Programs: 17
- Virtual Exhibitions: 97
- Virtual School Field Trips: 22
- Continued alternative program delivery per digital strategy
  - Google Analytics Website Metrics: 2,373 users, 2,859 sessions
  - Google Search Console: 250 Clicks (web), 1,294 Impressions (web), 19.3% Average Click-Through Rate (Percentage of impressions that resulted in a click), Average Position: 5
  - Top performing queries:
    - platteville mining museum, mining museum Platteville, rollo jamison museum
  - Social media remote learning campaign:
    - Facebook Page Reach for October: 52,071 / 199,735 year to date
    - Facebook Page Visits: 2,870 / 12,623 year to date
    - We shared 39 Facebook posts. The following 13 posts had an organic post reach of 1,000 or more:
      - 10/24/23 had a post reach of 12,362 – “Join us THIS SATURDAY as we descend deep into the 1845 Bevans Mine for Haunted Mine Tours”
      - 10/25/23 had a post reach of 7,295 – “Join us THIS SATURDAY as we descend deep into the 1845 Bevans Mine for Haunted Mine Tours, 5-9 p.m.”
      - 10/23/23 had a post reach of 2,246 – “Join us for some spooktacular Halloween fun on Saturday evening!”
      - 10/21/23 had a post reach of 2,178 – “FREE admission today for Wisconsin Science Festival!”
      - 10/28/23 had a post reach of 2,014 – “Today, join us for Halloween Fun! 🎃 🔍 Sweet Treats at the Museum from 11 a.m. – 1 p.m.”
      - 10/21/23 had a post reach of 1,753 – “FREE Museum admission today for Wisconsin Science Festival!”
      - 10/18/23 had a post reach of 1,679 – “Learn about time from radioactivity! Wisconsin Science Festival starts TODAY!”
      - 10/8/23 had a post reach of 1,292 – “Happy Homecoming, Platteville! The Miners Ball is an event near and dear to the hearts of Platteville”
      - 10/22/23 had a post reach of 1,185 – “One week from today, Platteville residents are invited to Community Free Day!”

- 10/27/23 had a post reach of 1,173 – “It’s not too late to register for Haunted Mine Tours! Join in the Halloween fun! 🎃 Tomorrow from 5-9 p.m.”
- 10/3/23 had a post reach of 1,013 – “Platteville’s spookiest Halloween tradition has returned with ghost miners around every corner!”
- 10/13/23 had a post reach of 1,011 – “Taxidermy restoration has started!”
- New Facebook page likes in October: 69
- Lifetime Total Facebook page likes: 2,700
- Instagram Reach for October: 1,133 / 3,368 year to date
- Instagram Followers: 267
- YouTube views in October: 608 views, 105.5 hours watch time, 9 new subscribers, (135 channel subscribers total)
- YouTube views year to date: 5,525 views, 112.4 hours watch time, 49 new subscribers

### **Earned Income Revenue – City of Platteville Museum Department**

- Museum total net earned income revenue: \$51,258 year to date, which is 90% of the annual budget of \$57,000.
- Museum Store sales year to date: \$14,837, which is 82% of annual budget of \$18,000.
- Tour Admission year to date: \$32,285, which is 124% of the annual budget of \$26,000.
- Program revenues year to date: \$4,136, which is 32% of annual budget of \$13,000.

### **Contributed Income Revenue, Development and PR**

- Friends of The Mining & Rollo Jamison Museums income for October 2023 totaled \$28,181.29
- 2023 Friends Income to date totals \$415,441.16
  - Year-to-date Unrestricted Gifts of General Support, Sponsorships, Membership Dues, and Special Events income totals \$. This is:
    - 74,323% of Friends’ \$78,105 Annual Budget for these categories of income (\$3,782 still needed to be raised)
  - Year-to-date Special Project Restricted Gifts total \$303,295.68 (1,099% of \$27,595 Annual Budget for this category of income).
  - Year-to-date gifts to the Endowment total \$14,520 (175% of the \$8,300 Annual Budget for this category of income).

### **Operations**

- Museum Director Flesch met with John Patakos and Brian Mulligan of UpDraft Brewery on Oct. 3 to plan this year’s Friends of The Mining & Rollo Jamison Museums Annual Meeting and Program, which will feature a Gallery Talk and Craft Beer Tasting. The event, which will be held on Thursday, November 9, from 6–7:30 p.m., is a free benefit for 2023 members of the Friends of the Museums and donors over \$35, and serves as a fundraiser encouraging visitors to join, renew, or make their annual gift, as well as to thank volunteers, donors, and board members. (To become a member, visit [www.mining.jamison.museum/donate](http://www.mining.jamison.museum/donate).)
- Museum major donor Bill Huff and members of his family had a behind-the-scenes tour of the Museum on Oct. 6 with Director Flesch as part of the visit for UW-Platteville Homecoming Week.
- Wisconsin Science Festival was a great success, with special content all week, free tours on Saturday, plus a field trip on Friday with the entire Platteville fifth grade of 120 students. Staff created special content and experiences on the subject of “Time,” including a Geiger counter demonstration of geochronology, a climbable geologic time scale, and a household objects that glow exhibit. On Friday, Oct. 20, we welcomed 120 Platteville 5th graders and their teachers for the Science Festival content.
- Director Flesch welcomed the Education Director and team from the National Mississippi River Museum and Aquarium for a behind-the-scenes tour, building a long-term reciprocal training relationship between the sites.
- Collections Specialist Christina Grev worked with professors Sarah Strange and Dr. Gene Tesdahl, who are leading Museum Intern Emma Larson on an independent study on Historic Textile Restoration. Photos were publicized by the UW-Platteville on Facebook.
- The Museum Director completed the Friends of the Museums Annual Appeal letter and has sent it to the printer for mailing. Year-end gifts from this solicitation are the final infusion to complete the 2023 Annual Fund.

- The Friends of The Mining & Rollo Jamison Museums took orders for the fall Cornish Pasty Sale, which closes on November 3.
- Staff successfully executed three programs for the last weekend of public tour season: Sweet Treats on Main on the morning of Oct. 28 (free crafts and train rides, weather permitting), Haunted Main Tours that night (every 30 minutes from 5-9 p.m.), and Community Free Day on Oct. 29. Our daily tourist season is May through October, and so the 29th marked the seasonal closure, and our crew switches to focusing on one or more great programs each month, plus collection stewardship and facilities projects.
- Director Flesch has cultivated the following Museum University Partnerships
  - Museum staff facilitated a textile conservation internship with student Emma Larsen and advisors Dr. Gene Tesdahl and Sara Strange.
  - The Museum Director is working with Laura Roberts, Internship Coordinator for the English Program and Assistant Professor of English and Professional Writing, to create Wikipedia content. Roberts is serving as a volunteer Wikipedian in Residence as an project in community engagement and documentation to compose/edit Wikipedia articles related to the Museum.
  - The Museum has been adopted as the community project of the UW-Platteville Team Dynamics class. They have distributed event marketing posters on campus, will disseminate organizational materials on Markee Pioneer Student Center tables on November 1st, 2nd and 6th, and will assist with holiday tree decorating.
  - The Museum Director has scheduled a behind-the-scenes tour with Dr. Hilton Kelly, the Dean of the College of the College of Letters, Arts and Education and his staff, to discuss collaborations.
  - Director Flesch met with Natalie Downie, Editor in Chief of the Exponent student newspaper, on Oct. 5 to discuss feature and news content for upcoming issues, as well as internship opportunities for students.

### **Buildings and Grounds**

- Volunteers Martin Jacobson and Lynn Schlager are assisting Museum staff with demo and construction of drywall finish material surrounding a diorama in the Rock School building. This is one of the first significant steps in the Rock School improvement CIP project.
- On Monday, Museum staff welcomed 10 Platteville High School students for Community Service day for two hours. Students helped with leaf removal from paths and railroad tracks as well as sweeping the Hoist House building.
- Last week, the Parks & Recreation team assisted the Museum by using the Streets Department bucket truck to clean Museum gutters and downspouts.
- The collections team — took advantage of the warm weather to steward the industrial collections stored outdoors by scrubbing the lichen.

### **Collections**

Museum Specialist-Collections Management Christina Grev and Collections Assistant Heidi Dyas-McBeth achieved the following collections stewardship initiatives:

- Cataloging and registration
  - Total cataloged in October 2023: 70 artifacts
  - Total cataloged to date under 2022-2024 IMLS grant: 600 (57% of goal of 1,050)
  - Re-accessioned records (this month): 11
  - Total cataloged since the start of cataloging in PastPerfect (since 2016): 12,521. This is 35% of our roughly 36,000-piece collection.
- Collections care projects
  - Installed UV lights in the “Objects that Glow” China cabinet and added additional rocks/minerals from the Green Room in the Rock School.
  - Researched for Museum’s Integrated Pest Management and Disaster Preparedness Plans
  - Scrubbed lichen from the outdoor farming/mining equipment.
  - Helped prepare a display for the Wisconsin Science Festival in the East Display Gallery.

- Assisted UW-Platteville student/museum technician Emma Larson in a school project regarding our textile collection. Emma is photographing/researching one of the dresses in our collection (c.1910) for an upcoming school play as part of an internship advised by Sarah Strange.

### **Museum Volunteers**

- 7 volunteers worked 35.25 volunteer hours for the month (1,015.75 hours total so far in 2023).
- Volunteers needed for:
  - Holiday tree decoration and model train set-up between Nov. 13 and Nov. 30

### **MAJOR OBJECTIVES FOR THE COMING MONTH**

- Programs and Operations:
  - Host Friends of the Museum Annual Meeting & Program on Nov. 8
  - Host UW-Platteville Family Day on Nov. 12
  - Complete IMLS Inspire! Grant Interim Report
  - Prepare East Display Gallery with decorated 14-foot holiday tree and model train in time for December 1, 8, 15.
  - Prepare logistics for Holiday Horse-Drawn Carriage Rides and Holiday Mine Sing.
  - Continue working with Preserve Design Studio, LLC to complete preservation plan.
- Development
  - Acknowledge Annual Appeal year-end solicitation letter.
  - November 18 - Distribute product purchased in Fall Pasty Sale.
  - Invent new fundraiser(s) to generate additional revenue in 2024.
  - Prepare for Museum Capital Campaign Feasibility Study to begin in January 2024.
- Collections:
  - Continue progress on the two-year stewardship project that expires Aug. 31, 2024.

### **PUBLIC INFORMATION ITEMS**

#### **Museum Hours:**

- During the off-season of November through April, the Museum is closed for general admission, guided mine tours, and train rides. Special programs and virtual tours are offered year-round. See [www.mining.jamison.museum/programs](http://www.mining.jamison.museum/programs) for information and registration.
- Shop for merchandise online at [www.mining.jamison.museum/shop](http://www.mining.jamison.museum/shop). We offer year-round in-store or curbside pickup (no delivery) for online orders. Call us at (608) 348-3301 to schedule a pickup time.

**Upcoming Events** (See [www.mining.jamison.museum/programs/](http://www.mining.jamison.museum/programs/) for more information and to register):

#### **Holiday Horse-Drawn Carriage Rides | Family-Size Wagon**

Dates: December 1, 8, & 15, 2023

Time: 4-8:30 p.m.

Cost: \$120/Family-Size Wagon (Up to 10 people)

Delight in the holiday spirit with a horse-drawn carriage ride through downtown Platteville! Enjoy the scenery and holiday lights of Main Street while learning about local history and key architectural landmarks with the background sound of a beautiful team of draft horses. Rides depart from The Mining & Rollo Jamison Museums regularly between 4 p.m. and 8:30 p.m. Shop in the Museum Store before or after your ride.

- Early Bird special rate of \$100 for first two tours of each day (4:00 p.m. and 4:15 p.m.)
- Registration Required

#### **Holiday Mine Sing**

Dates: December 16, 2023

Time: 4-6 p.m.

Cost: \$18/General (13+), \$15/Seniors (65+), \$9/Youth (6-12), \$4.50 Child (under 5)

Join us for a beautiful evening of holiday choral music representing musical traditions of Germany and Cornwall — nations from which many of our region's founders immigrated. A traditional Christmas

concert in the round circling the 14-foot holiday tree by the Madison Maennchor featuring a selection of carols, both German and American, will be followed by the Chough Singers performing 50 feet underground in the Museum's Bevans Mine. The Chough Singers repertoire will include classic Cornish holiday favorites plus a couple of mining songs.

**General Information:**

**MISSION**

Our mission is to continue in the pursuit of excellence in the areas of regional and mining history. To achieve that purpose, the museums are commissioned to be custodians of the past; to interpret the rich lead and zinc mining heritage of the region, as well as to preserve, interpret, and display the artifacts that help define Southwest Wisconsin.

**VISION**

The Mining & Rollo Jamison Museums aspires to be the premiere mining and regional history museum in the Upper Midwest and to instill an appreciation of the past and a sense of place for the future.

**City of Platteville**

**DEPARTMENT PROGRESS REPORT**

**Police Department**

**Week Ending: Saturday, November 4, 2023**

**ACCOMPLISHMENTS**

- Our newest Officer, Brendan Overbey is progressing well during Phase I of his field training.
- The UW-P Homecoming parade, Sweet Treats on Main and Halloween Trick or Treating all went well.
- Two training days were held for the Officers. Topics included low-light shooting with pistols and rifles, policy updates, annual policy reviews, and a classroom discussion on Defensive And Arrest Tactics (DAAT).
- The WPPA union contract with the Police Officers is pending approval by the Common Council.
- The PD's radio console project is nearing completion with final testing and training on the new equipment next week.
- City cameras are operational at the Broske Center and the Pool. Significant progress has been made on connecting the existing fiber optic cables at 3 intersections where cameras are due to be installed.

**MAJOR OBJECTIVES FOR THE COMING MONTH.**

- Begin enforcement of winter parking regulations.
- Continue Phase I and begin Phase II of Officer Overbey's field training process.
- Finalize bids for the purchase of a squad car in 2024 pending the approval of the 2024 CIP budget.
- Begin planning the 2024 training priorities for the Officers, Telecommunicators and Staff of the PD.
- Conduct training for the Telecommunicators on the new radio equipment.

**PUBLIC INFORMATION ITEMS**

Alternate side parking and winter snow route parking enforcement will begin on November 15<sup>th</sup>.

**THINGS THAT NEED ATTENTION (City Manager/City Council)**

- Squad #38 suffered significant damage in a motor vehicle accident. A motorist failed to yield the right-of-way from a stop sign at an intersection and struck the squad. The Officer driving the squad suffered minor injuries, but no work time was missed. A decision is pending on whether the squad will be repaired or totaled out due to the damage.

**COMMITTEE REPORT**

- The Police and Fire Commission is scheduled to meet on Tuesday, November 7, 2023.

**City of Platteville**  
**DEPARTMENT PROGRESS REPORT**  
**Department of Public Works**  
**Howard B. Crofoot, P.E.**

**Period Ending: November 8, 2023**

**ACCOMPLISHMENTS**

- Completed Jefferson Street, pending landscaping in the spring.
- Completed Alley paving and began repairs to PBII parking lot. Parking lot paving to be completed in spring.
- Began TID 5 sidewalk contract and it is completed, except for landscaping.
- Reviewed design contracts and began negotiation for DOT projects on Camp Street and E. Main Street.
- Attended APWA Conference

**MAJOR OBJECTIVES FOR THE COMING MONTH**

- Award design contracts for DOT projects on Camp Street and E. Main Street.
- Continue Wastewater Plant Boiler upgrade
- Award Fuel Contract for 2024 - 2026

**PUBLIC INFORMATION ITEMS**

**THINGS THAT NEED ATTENTION (City Manager/City Council)**

**COMMITTEE REPORTS**

## **Project Update**

**11/08/2023**

**Lead Service Lines (LSL):** The 2023 program is from a different pot of money from previous years. This will be a two-year authorization. Staff submitted the application prior to June 30. Platteville has been awarded the funding. Platteville is awarded 75% as grant and 25% as a loan. We have traditionally limited the amount to \$1,140. Back in 2017 it was estimated that it would cover about 80% of the cost of the project. DNR said that if we have a better estimate of the full cost of the LSL replacements, they MAY be able to find additional funding, but it will be limited to the 75/25 split. Staff is working with plumbers to get updated estimates. For LSL replacements in non-residential buildings, the work is subject to Davis-Bacon Federal wage rates.

### **2022 Projects**

**Rountree Branch Streambank Stabilization:** Staff submitted a grant request last spring for the 2021-2022 DNR grant program. Last summer, staff were informed that our project would not be funded. Late January, staff were informed by DNR staff that there was additional funding for the program and our grant request will be funded. The local match will be a part of the 2022 budget request for project completion in 2022. There are four locations along the Rountree that were selected for grant funding. This will be similar to the earlier project on UW-Platteville and Chamber properties. The DNR sent the official award document on July 1 for 3 of the 4 locations. The final location out past the JN Stone railroad bridge was deleted from the project. Staff conducted bid opening for this project. Rule Construction is the low bidder. DNR came out with a new requirement to NOT use rip-rap on streambanks. Staff and Delta 3 are working with the DNR for alternatives. The DNR granted a request for an extension until 12/31/2023 to complete the project. Delta 3 is requesting an additional extension while they work with the new DNR representative.

### **2023 Projects**

**Jefferson St Reconstruction:** This will reconstruct Jefferson St from Madison St to the cul-de-sac. The Community Safe Routes Committee recommends installing sidewalk on the west side of the street from Madison to Sowden to connect existing sidewalks. It will also replace storm sewer and sanitary sewer through back yards up to Kase Street. Work began in early July. Work is complete. Some grass began to grow in the disturbed areas. We will watch the areas in spring to ensure the grass returns.

**Alley Reconstruction/PBII Parking Lot:** The budget will only allow a small section of alleys to be reconstructed. The intent for this year will be to do the alley from the north end of Oak Street to Fourth Street. This alley is north of and runs parallel to Furnace St. The project has been awarded with the PBII parking lot project. The bids were favorable for alley paving, so we will complete the alley above, plus a couple hundred feet of alley off Gridley Ave, parallel to and between Hickory and Chestnut Streets. The alley paving is complete. The contractor is working on the PBII repairs and will pave the overlay in spring.



**TID 5 (Keystone) Sidewalk:** This will install new sidewalk on Bus 151, Keystone and Progressive Parkway from the current termini at the new Arby's over to the new Starbuck's. Owen's Excavating was awarded the bid. The sidewalk is complete. Initial landscaping will be completed this year and return in the spring for final seeding and mulching.

**DOT Highway 80:** The DOT is currently working on Highway 80 from Platteville to Cuba City. The bridge by Dunkin-Super 8 was reopened on July 24 per the contract. This work is complete. This is the last update.

**STP-Urban Projects (DOT):** The City was awarded Camp Street from Elm to Lancaster as an 80/20 project for construction in 2025 and East Main Street from Water to Broadway as an 80/20 project in 2026. DOT requires the City to do a quality based selection process for a design engineer for each project. DOT has made their policy more stringent based on comments from the Federal Highway Administration (FHWA). Instead of a "short list" of local firms, we are required to solicit from a DOT list of over 50 firms to hopefully get at least three firms to submit their qualifications. Due to DOT rules, Delta 3 is ineligible for this work. We have selected Jewell Associates of Spring Green as the consultant for both projects. The City and DOT are in negotiation with Jewell for the scope of work and cost of the design work.

**STP-Urban and Local Projects (DOT):** The DOT had a grant solicitation for 2024 – 2029 projects that closed on October 27. One is for the STP-Urban program. Staff submitted Camp Street from Lancaster to Hollman as a project for 2028. Staff submitted East Mineral Street from Broadway to Valley Road as a 2029 project. The DOT limited communities to two (2) submissions for the STP-Local program. Staff submitted Sunset Drive for 2026 and Insight Drive for 2028 as the two projects. Originally staff had 15 STP-Local projects submitted and the DOT asked staff to limit the number to two (2).

### **2024 Projects**

**TAP Grants/DNR Grants:** The DOT has awarded the City a grant for about \$407,000 for Phase 1 of the Moundview Trail Connector project. DNR awarded about \$131,000 toward the project. The City needs to budget \$30,000 in 2024 for half the design costs and the two grants would pay the rest of the approximate \$568,000 cost of the project. Phase 1 will pave and light the current gravel trail from the PCA paved trail by the bridge behind J&N Stone and extend north to Mitchell Hollow Road. Staff is waiting for a two-party contract with Delta 3 to begin work. DNR is preparing the grant contract, but said that design work may begin prior to the contract being signed.

Staff submitted for Phase 2 grant award for 2026 and Phase 3 for 2028 to coincide with DNR biannual grants to maximize use of grant funding.



## 2023 Shuttle Bus Riders

	UW-P 2023	% change UWP (2022-2023)	Under 18 *Excludes 5 & Under	Adult	over 65	Disabled	Total	% change (22-23)	Total Expense	Subsidy	Bus Fares	Total Hours	Transfers	Bus Passes Sold (months paid)	BUS PASSES USED	AGE 5 & UNDER			
January	2350	42.3%	0	55	2	0	2407	37.1%	\$ 24,213.60	\$ 24,109.60	\$ 104.00	380.0	0	6	5	0			
February	5873	17.5%	0	72	0	0	5945	16.1%	\$ 33,500.79	\$ 33,424.79	\$ 76.00	525.8	0	6	34	0			
March	5808	39.3%	0	115	0	0	5923	37.4%	\$ 35,460.18	\$ 35,348.18	\$ 112.00	556.5	0	2	59	0			
April	5220	29.4%	0	107	0	0	5327	27.9%	\$ 34,249.50	\$ 34,169.50	\$ 80.00	537.5	0	5	67	0			
May	3336	28.6%	0	83	5	0	3424	26.1%	\$ 31,413.96	\$ 31,325.96	\$ 88.00	493.0	0	4	44	0			
June	29	141.7%	2	141	1	0	173	11.6%	\$ 16,758.36	\$ 16,652.36	\$ 106.00	263.0	0	0	88	0			
July	11	-45.0%	0	169	1	0	181	52.1%	\$ 15,292.80	\$ 15,096.80	\$ 196.00	240.0	0	2	71	0			
August	11	-35.3%	0	194	0	0	205	40.4%	\$ 16,822.08	\$ 16,626.08	\$ 196.00	264.0	0	0	0	0			
September	4202	9.9%	0	174	0	0	4376	10.3%	\$ 35,428.32	\$ 35,230.32	\$ 198.00	556.0	0	0	84	0			
October	6903	42.6%	0	220	1	0	7124	43.5%	\$ 36,957.60	\$ 36,857.60	\$ 100.00	580.0	0	7	0	14			
November	0	-100.0%	0	0	0	0	0	-100.0%	\$ -	\$ -	\$ -	0.0	0	0	0	0			
December	0	-100.0%	0	0	0	0	0	-100.0%	\$ -	\$ -	\$ -	0.0	0	0	0	0			
<b>TOTALS</b>	<b>33,743</b>		<b>2</b>	<b>1330</b>	<b>10</b>	<b>0</b>	<b>35,085</b>		<b>\$ 280,097.19</b>	<b>\$ 278,841.19</b>	<b>\$ 1,256.00</b>	<b>4,395.8</b>	<b>0</b>	<b>32</b>	<b>452</b>	<b>14</b>			
<b>PERCENTAGE</b>	<b>96.18%</b>		<b>0.01%</b>	<b>3.79%</b>	<b>0.03%</b>	<b>0.00%</b>	<b>100.00%</b>		<b>100.00%</b>	<b>99.55%</b>	<b>0.45%</b>								

Total Hours	4,395.8		Collected Fares	\$ 1,256.00	Cost/Rider	\$ 7.98
			Bus Pass Revenue	\$ 1,940.00	State Subsidy	\$ 1.31
			Total Revenues	\$ 3,196.00	Federal Subsidy	\$ 3.95
					City Subsidy	\$ -
					UW-P Subsidy	\$ 2.64
Total Transfers	0				Subsidy/rider	\$ 7.89
					Avg Cost Covered by Fares/Passes	\$ 0.09
					Total Cost Covered by Fares/Passes	\$ 3,196.00
Updated	11/8/2023					

Annual Comparisons					
	2020	2021	2022	2023 YTD	% Diff 22-23
<b>Hours</b>	<b>5493.00</b>	<b>6080.13</b>	<b>5471.76</b>	<b>4,395.8</b>	<b>-19.66%</b>
Cost	\$ 202,581.84	\$ 224,235.22	\$ 208,692.77	\$ 280,097.19	34.22%
Subsidy	\$ 201,941.84	\$ 223,673.22	\$ 207,514.77	\$ 278,841.19	34.37%
Bus Fares	\$ 640.00	\$ 562.00	\$ 1,178.00	\$ 1,256.00	6.62%
Bus Passes	\$ 375.00	\$ 161.17	\$ 1,390.00	\$ 1,940.00	39.57%
Transfers	57	57	6	0	-100.00%
Riders	21,770	20,434	35,747	35,085	-1.85%
UWP	19,389	19,908	34,210	33,743	-1.37%
<b>UWP %</b>	<b>89.06%</b>	<b>97.43%</b>	<b>95.70%</b>	<b>96.18%</b>	
Cost/Rider	\$ 9.31	\$ 10.97	\$ 5.84	\$ 7.98	36.75%



# 2023 TAXI SUBSIDY STATS

Month	Driver Hrs	Cost/Hr	Total Cost	Fare Rev \$	Subsidy	Riders	Revenue/Hr	Subsidy/Hr	Package Rev \$	Drive Thru Rev \$
January	1,066.88	\$ 36.34	\$ 38,770.42	\$ 18,681.50	\$ 20,088.92	2988	\$ 17.51	\$ 18.83	\$ 84.00	\$ 26.00
February	959.85	\$ 36.34	\$ 34,880.95	\$ 19,484.50	\$ 15,396.45	2729	\$ 20.30	\$ 16.04	\$ 36.00	\$ 36.00
March	1,111.53	\$ 36.34	\$ 40,393.00	\$ 21,538.00	\$ 18,855.00	3134	\$ 19.38	\$ 16.96	\$ 120.00	\$ 36.00
April	1,051.55	\$ 36.34	\$ 38,213.33	\$ 20,790.50	\$ 17,422.83	2721	\$ 19.77	\$ 16.57	\$ 60.00	\$ 24.00
May	1,141.38	\$ 36.34	\$ 41,477.75	\$ 15,682.00	\$ 25,795.75	2721	\$ 13.74	\$ 22.60	\$ 24.00	\$ 26.00
June	1,147.20	\$ 36.34	\$ 41,689.25	\$ 17,769.00	\$ 23,920.25	2581	\$ 15.49	\$ 20.85	\$ 60.00	\$ 40.00
July	1,130.27	\$ 36.34	\$ 41,074.01	\$ 17,051.50	\$ 24,022.51	2657	\$ 15.09	\$ 21.25	\$ 108.00	\$ 22.00
August	1,175.33	\$ 36.34	\$ 42,711.49	\$ 16,497.50	\$ 26,213.99	2897	\$ 14.04	\$ 22.30	\$ 60.00	\$ 38.00
September	1,104.17	\$ 36.34	\$ 40,125.54	\$ 23,687.50	\$ 16,438.04	2909	\$ 21.45	\$ 14.89	\$ 60.00	\$ 34.00
October	1,125.93	\$ 36.34	\$ 40,916.30	\$ 16,328.50	\$ 24,587.80	3080	\$ 14.50	\$ 21.84	\$ 48.00	\$ 20.00
November	-	\$ 36.34	\$ -	\$ -	\$ -	0	#DIV/0!	#DIV/0!	\$ -	\$ -
December	-	\$ 36.34	\$ -	\$ -	\$ -	0	#DIV/0!	#DIV/0!	\$ -	\$ -
<b>Total</b>	<b>11,014.09</b>		<b>\$ 400,252.03</b>	<b>\$ 187,510.50</b>	<b>\$ 212,741.53</b>	<b>28,417</b>	<b>\$ 17.02</b>	<b>\$ 19.32</b>	<b>\$ 660.00</b>	<b>\$ 302.00</b>
<b>Average</b>	<b>917.84</b>	<b>\$ 36.34</b>	<b>\$ 33,354.34</b>	<b>\$ 15,625.88</b>	<b>\$ 17,728.46</b>		<b>\$ 19.06</b>	<b>\$ 17.28</b>		

	Driver Hrs	Cost/Hr	Total Cost	Fare Rev \$	Subsidy
<b>Contract</b>	<b>13,500.00</b>	<b>\$ 36.34</b>	<b>\$ 490,590.00</b>	<b>\$ 187,510.50</b>	<b>\$ 212,741.53</b>
Percent of Total	81.59%		81.59%	100.00%	100.00%
Percent of Year	83.33%				

Annual Comparisons						
	2019	2020	2021	2022	2023	% Diff 22-23
Hours	13,111.15	13,483.00	13,207.38	13,393.48	11,014.09	-17.8%
Cost	\$ 390,187.82	\$ 408,130.41	\$ 404,938.27	\$ 432,341.53	\$ 400,252.03	-7.4%
Fare Revenue	\$ 112,002.50	\$ 52,029.00	\$ 50,207.25	\$ 144,258.75	\$ 187,510.50	30.0%
Subsidy Pymt	\$ 278,185.32	\$ 356,101.41	\$ 354,731.02	\$ 288,082.78	\$ 212,741.53	-26.2%
Riders	36,603	40,504	38,188	37,828	28,417	-24.9%
% of Budget Hrs	97.12%	99.87%	97.83%	99.21%	81.59%	-17.8%
% of Year	100.00%	100.00%	100.00%	100.00%	83.33%	0.0%
Cost/Rider	\$ 10.66	\$ 10.08	\$ 10.60	\$ 11.43	\$ 14.08	23.2%

Month	Adult	Student (Under 18)	Senior	Disabled	Other	Additional Rider(s)	Agency (Senior & Disabled)	Parcels	Prescriptions	Total All Trips
January	1232	100	268	675	0	400	306	7	0	2988
February	1135	102	243	908	0	338	0	3	0	2729
March	1240	88	280	682	0	400	434	10	0	3134
April	986	46	277	559	0	294	554	5	0	2721
May	978	46	305	526	0	288	576	2	0	2721
June	943	24	276	614	0	248	471	5	0	2581
July	893	13	281	631	0	317	513	9	0	2657
August	917	30	287	669	0	285	704	5	0	2897
September	1059	56	265	651	0	261	612	5	0	2909
October	1218	31	295	614	0	311	607	4	0	3080
November	0	0	0	0	0	0	0	0	0	0
December	0	0	0	0	0	0	0	0	0	0
<b>Total</b>	<b>10601</b>	<b>536</b>	<b>2777</b>	<b>6529</b>	<b>0</b>	<b>3142</b>	<b>4777</b>	<b>55</b>	<b>0</b>	<b>28417</b>
	37.31%	1.89%	9.77%	22.98%	0.00%	11.06%	16.81%	0.19%	0.00%	

# City of Platteville

## DEPARTMENT PROGRESS REPORT

### Parks & Recreation

**Period Ending: October, 2023**

#### ACCOMPLISHMENTS

##### General

- Parks, PIP, and volunteers of Cummins in Dubuque have spent 3 days this month cleaning, inspecting, and planning for the winterization of the new Inclusive Playground at Smith Park. They came out and cleaned playground equipment, tightened bolts, and raked leaves at the new PIP. Big Thank You to all the volunteers.
- Director Lowe met with Burbach Engineering to review information that was sent by videos. Ricchio, Inc. has re-caulked and replaced the expansion joint material between the cement pads in the pool. The water integrity test showed a good deal of water loss from those expansion joints. Lowe is still trying to get a contractor that could remove and repaint with grout material in at least the zero entry area to minimize the slipperiness.
- Parks grounds crew began the improvements at the Dog Parks this week. Fill around the water spigot was completed and the mulch was placed in various locations. A weed control system has been ordered to go under the fencing around the park.
- Director Lowe, Coordinator Bartels, and Administrative Assistant Taylor began a plan and an ad push to rent both Halls of the Broske Center simultaneously. The challenge is the turnover time for the next tenant and the kitchen area.
- City Manager Langreck and Director Lowe met with Jaycees President Colton Henry and have worked out terms for a new rental agreement for the Jaycees unit at Legion Field.
- Team Heat softball youth travel tournament was held at Legion Field this month. Thirteen teams from as far away as Illinois came to the tournament.
- Contractors completed an epoxy floor finish to the restrooms at the Smith Park Stone Shelter. This project was funded by the great people of Inspiring Communities and PIP.
- The bathroom doors at Stone Shelter have been renovated by contractor CEC and have been added to the remote locking system for the City. This will allow the bathrooms to be open during good playing time at the Inclusive Playground.
- Parks crew began planning for the winterization of the park shelters. All shelters excluding Stone Shelter have been closed for the season.
- In a joint effort with PYDS and Platteville High School Boosters, we have rebuilt the pitcher's mound, batters box, and hitting cage area on Hill Field at Legion Park. Years of use and no improvements brought this project to a necessity. A big thank you to all the volunteers who helped with this project.

## **MAJOR OBJECTIVES FOR THE COMING MONTH**

- Complete the hiring and planning process for all winter activities.
- Complete the batting cage improvements at Legion Park.
- Begin the hiring for the PFAC staffing plan for next season.

## **COMMITTEE REPORTS**

- **Parks, Forestry & Recreation Committee:** The next meeting will be 7 pm on November 20, 2023.

# THE CITY OF PLATTEVILLE, WISCONSIN COUNCIL SUMMARY SHEET

**COUNCIL SECTION:  
REPORTS  
ITEM NUMBER:  
VI.B.4.**

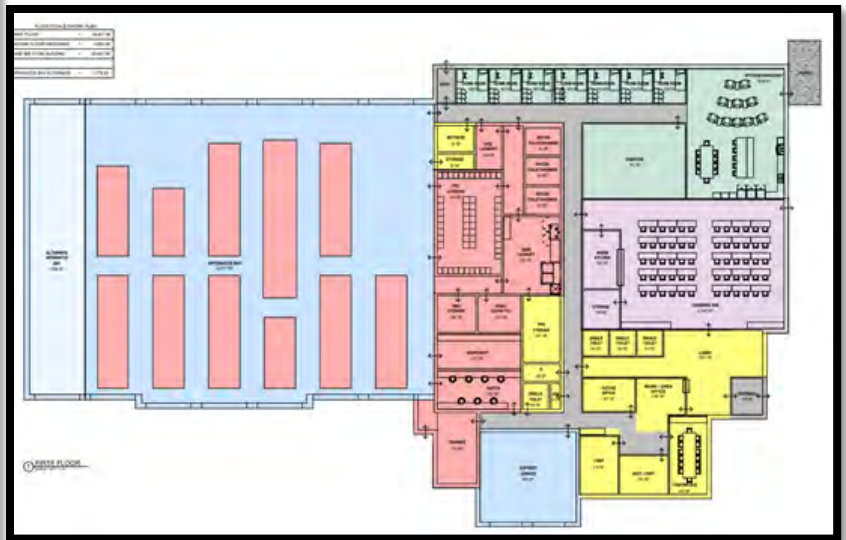
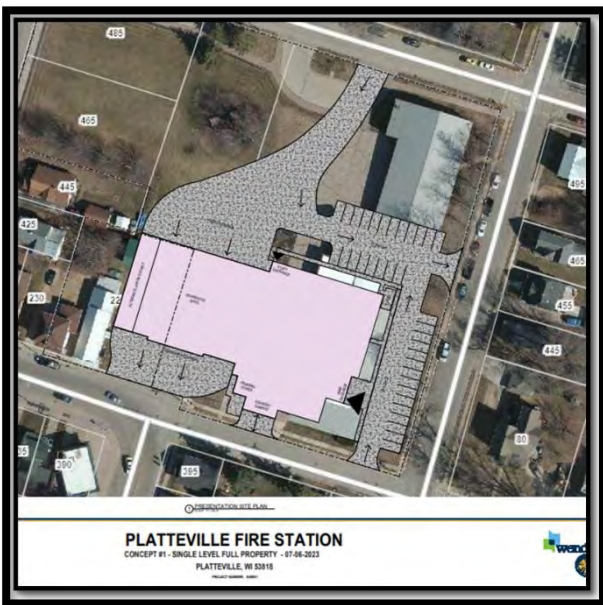
**TITLE:  
Fire Facility Report**

**DATE:  
November 14, 2023  
VOTE REQUIRED:  
None**

**PREPARED BY: Clinton Langreck, City Manager**

## Summary:

On October 10, 2023, the Platteville Common Council took action to move forward with a single-story concept, at an anticipated expense of between \$14-\$14.5 million, placed on the site of the decommissioned O.E. Gray Schoolhouse. This option was heavily recommended by fire district partners and firefighting professionals. The general concept designs are depicted below (subject to modifications through the schematic and engineering design processes).



With this decision reached, the City Manager and Fire Chief will be working with the design team in finalization of the concept and initiation of schematic design. The City Manager and Fire Chief meet multiple times each month with a Facility Guidance Team (who help evaluate and coordinate the many components surrounding the construction project) and with the Fire Facility Fund Raising Committee (who are spearheading the efforts of coordinating the capital funding raising campaign).



**THE CITY OF PLATTEVILLE, WISCONSIN  
COUNCIL SUMMARY SHEET**

<b>COUNCIL SECTION: ACTION ITEM NUMBER: VI.A.</b>	<b>TITLE:</b> Ordinance 23-10 An Ordinance Amending Parking on South Elm Street on the West End of the Platteville Public Library	<b>DATE:</b> November 14, 2023 <b>VOTE REQUIRED:</b> Majority
<b>PREPARED BY: Howard B. Crofoot, P.E., Director of Public Works</b>		

**Description:**

The Holiday Inn Express has expressed a concern that their customers need additional overnight parking and has suggested converting the five (5) parking stalls on the west end of the Platteville Public Library to allow overnight parking for Hotel guests. The reason for the request is that many guests of the Holiday Inn Express are construction workers with large trucks that do not easily fit in the underground parking lot. The management is concerned that forcing guests to use the underground lot may increase damage to vehicles and the building.

Currently, the five stalls are partially on the City right-of-way of South Elm Street just south of Main Street at the west end of the Library. Attached is a street view photo of the stalls in question. These stalls are currently signed like the adjacent street: No Parking 3 AM to 6 AM and 3-hour Parking 9 AM to 5:30 PM.

The management of the Holiday Inn Express requests that the parking area be signed as “Hotel and Library Parking Only and 3-hour Parking 9 AM to 5:30 PM”. The Holiday Inn Express has 72 rooms. There are 55 underground parking spaces, which are available to all hotel guests, and hotel/library/clinic staff. The 34 surface parking spaces, plus the five (5) spaces at the west end of the Library are shared between the hotel, library, and Neighborhood Health Partners clinic. This provides a total of 89 spaces for hotel guests now, and up to 94 spaces if this request is granted.

Currently, the Library pays for 50% of the snow removal for the 34 surface parking and the five (5) stalls by the Library. There would be no change to that arrangement.

**Pro:**

- It helps the Holiday Inn Express provide additional overnight parking for guests.
- It assists a local business. The Holiday Inn Express must be booked to near capacity every night if they need additional parking. This is good for the city.
- It keeps 3-hour parking during the day to accommodate Library patrons’ parking needs.

**Con**

- It sets a precedent by designating partial on-street parking for a particular business.
- It increases the workload of the Police Department to enforce the parking limitation for Hotel and Library Parking. Renters in the surrounding neighborhood may try to park overnight in these stalls until ticketed by the police.

**Budget/Fiscal Impact:**

The cost of new signs should be paid by the Holiday Inn Express. Staff estimates the cost of new signs to be about \$50.



**Recommendation:**

The Common Council may consider the attached ordinance.

**Sample Affirmative Motion:**

*"I move to approve Ordinance 23-10 An Ordinance Restricting Parking on South Elm Street."*

**Attachments:**

- Ordinance 23-10, An Ordinance Restricting Parking on South Elm Street.
- Street View of parking spaces

**ORDINANCE NO. 23-10**

**AN ORDINANCE RESTRICTING PARKING ON SOUTH ELM STREET**

WHEREAS, the Common Council finds it to be in the public interest for the health, safety and welfare of the public to restrict parking on South Elm Street on the west side of the Platteville Public Library.

NOW, THEREFORE, the Common Council of the City of Platteville do ordain as follows:

Section 1. In accordance with Section 39.01 of the Municipal Code, parking is hereby restricted as follows:

Hotel and Library Parking Only  
3-hour Parking from 9 AM to 5:30 PM.

Section 2. In accordance with Section 38.02 (2) (d) of the Municipal Code, the Official Traffic Map is hereby amended accordingly.

Section 3. This Ordinance shall become effective upon passage and publication as provided by law.

Approved and adopted by the Common Council of the City of Platteville on a vote of \_\_\_ to \_\_\_ this \_\_\_ day of \_\_\_\_\_.

CITY OF PLATTEVILLE

By: \_\_\_\_\_  
Barbara Daus, Council President

ATTEST:

\_\_\_\_\_  
Candace Klaas, City Clerk

Published:



**THE CITY OF PLATTEVILLE, WISCONSIN  
COUNCIL SUMMARY SHEET**

<b>COUNCIL SECTION: ACTION ITEM NUMBER: VI.B.</b>	<b>TITLE:</b> Resolution 23-33 Providing for the Sale of Approximately \$1,655,000 Water and Sewer System Revenue Bonds, Series 2023C	<b>DATE:</b> November 14, 2023 <b>VOTE REQUIRED:</b> Majority
<b>PREPARED BY: Nicola Maurer, Administration Director</b>		

**Description:**

The 2023 City of Platteville Water and Sewer Budget included capital projects that are to be funded through issuing bonds. After reviewing project bids and/or projected costs and consulting with Senior Municipal Advisor Roemer, Staff are recommending funding the CIP amount of \$1,891,354 through utility revenue bonds and cash, with \$408,748 from Water bonds and \$1,482,606 from Sewer bonds and \$441,354 from utility cash. Project and cost details are below:

Jefferson Street reconstruction	\$509,073
McGregor Plaza sewer	\$311,061
Platteville High School water main loop & upsizing	\$62,916
Well #3 rehab	\$98,672
WWTP Admin Building boiler system replacement	\$501,632
WWTP sand filter controls – design	\$50,000
WWTP sludge boiler rehab	\$150,000
WWTP digester cleaning & inspection	\$100,000
WWTP flare control valve replacement	\$23,000
WWTP primary digester relief valve	\$15,000
WS backhoe trade-in	\$45,000
WS contingency	\$25,000

The total bond sizing for the water and sewer capital improvement projects including bond issue costs and debt service reserve, is \$1,655,000.

Brian Roemer, Municipal Advisor with Ehlers, will be making a presentation on the proposed \$1,655,000 Water and Sewer System Revenue Bonds.

**Budget/Fiscal Impact:**

The bonds will be special obligations of the City of Platteville, payable only out of revenues of the Water and Sewer System, and therefore do not constitute general obligation debt or count against the City’s general obligation debt borrowing capacity.

**Recommendation:**

Staff recommends the Common Council approve the resolution, which will authorize the City of Platteville to move forward with the 2023 borrowing of \$1,655,000 of Water and Sewer System Revenue Bonds.

**Sample Affirmative Motion:**

*"I move to adopt Resolution 23-33 Providing for the Sale of Approximately \$1,655,000 Water and Sewer System Revenue Bonds, Series 2023C."*

**Attachments:**

- Resolution 23-33 Providing for the Sale of Approximately \$1,655,000 Water and Sewer System Revenue Bonds, Series 2023C
- Ehlers Series 2023C Pre-Sale Report

Resolution No. 23-33

RESOLUTION PROVIDING FOR THE SALE OF APPROXIMATELY  
\$1,655,000 WATER AND SEWER SYSTEM REVENUE BONDS, SERIES 2023C

WHEREAS the City of Platteville, Grant County, Wisconsin (the "City") is in need of approximately \$1,655,000 to finance additions, improvements and extensions to the City's water and sewer systems (the "Project"); and

WHEREAS it is desirable to borrow said funds through the issuance of water and sewer revenue bonds pursuant to Section 66.0621, Wisconsin Statutes.

NOW, THEREFORE, BE IT RESOLVED by the Common Council of the City that:

Section 1. Issuance of the Bonds. The City shall issue water and sewer system revenue bonds in an approximate amount of \$1,655,000 for the purpose of financing the Project, which bonds shall be designated "Water and Sewer System Revenue Bonds, Series 2023C" (the "Bonds").

Section 2. Sale of the Bonds. The Common Council hereby authorizes and directs that the Bonds be offered for public sale. At a subsequent meeting, the Common Council shall consider such bids for the Bonds as may have been received and take action thereon.

Section 3. Notice of Sale. The City Clerk (in consultation with Ehlers & Associates, Inc. ("Ehlers")) be and hereby is directed to cause notice of the sale of the Bonds to be disseminated in such manner and at such times as the City Clerk may determine and to cause copies of a complete Notice of Sale and other pertinent data to be forwarded to interested bidders as the City Clerk may determine.

Section 4. Official Statement. The City Clerk (in consultation with Ehlers) shall cause an Official Statement to be prepared and distributed. The appropriate City officials shall determine when the Official Statement is final for purposes of Securities and Exchange Commission Rule 15c2-12 and shall certify said Official Statement, such certification to constitute full authorization of such Official Statement under this resolution.

Section 5. Reimbursement. The Common Council hereby officially declares its intent pursuant to Treasury Regulation Section 1.150-2 to reimburse any expenditures made in connection with the Project prior to the issuance of the Bonds with the proceeds of the Bonds in an amount not to exceed \$1,655,000.

PASSED BY THE COMMON COUNCIL on the 14th day of November, 2023.

THE CITY OF PLATTEVILLE

\_\_\_\_\_  
Barbara Daus  
Council President

ATTEST:

\_\_\_\_\_  
Candace Klaas  
City Clerk

(SEAL)

November 14, 2023

PRE-SALE REPORT FOR

## City of Platteville, Wisconsin

**\$1,655,000 Water and Sewer System Revenue Bonds,  
Series 2023C**



---

**Prepared by:**

Ehlers  
N19W24400 Riverwood Drive,  
Suite 100  
Waukesha, WI 53188

**Advisors:**

Brian Roemer, Senior Municipal Advisor  
Greg Johnson, Senior Municipal Advisor

---

**BUILDING COMMUNITIES. IT'S WHAT WE DO.**



# EXECUTIVE SUMMARY OF PROPOSED DEBT

## Proposed Issue:

\$1,655,000 Water and Sewer System Revenue Bonds, Series 2023C

## Purposes:

The proposed issue includes financing for 2023 Water and Sewer Capital Improvements as identified in Appendix A of this report.

## Authority:

The Bonds are being issued pursuant to Wisconsin Statute(s):

- 66.0621

The Bonds are not general obligations of the City but are payable only from and secured by a pledge of income and revenue to be derived from the operation of the Water and Sewer System.

## Term/Call Feature:

The Bonds are being issued for a term of 16 years. Principal on the Bonds will be due on May 1 in the years 2024 through 2039. Interest is payable every six months beginning May 1, 2024.

The Bonds will be subject to prepayment at the discretion of the City on May 1, 2031 or any date thereafter.

## Bank Qualification:

Because the City is expecting to issue no more than \$10,000,000 in tax exempt debt during the calendar year, the City will be able to designate the Bonds as “bank qualified” obligations. Bank qualified status broadens the market for the Bonds, which can result in lower interest rates.

## **Rating:**

The City's most recent bond issues were rated by S&P Global Ratings. The current rating on those bonds is "AA-". The City will request a new rating for the Bonds.

If the winning bidder on the Bonds elects to purchase bond insurance, the rating for the issue may be higher than the City's bond rating in the event that the bond rating of the insurer is higher than that of the City.

## **Basis for Recommendation:**

Based on your objectives, financial situation and need, risk tolerance, liquidity needs, experience with the issuance of Bonds and long-term financial capacity, as well as the tax status considerations related to the Bonds and the structure, timing and other similar matters related to the Bonds, we are recommending the issuance of Bonds as a suitable option.

## **Method of Sale/Placement:**

We are recommending the Bonds be issued as municipal securities and offered through a competitive underwriting process. You will solicit competitive bids, which we will compile on your behalf, for the purchase of the Bonds from underwriters and banks.

An allowance for discount bidding will be incorporated in the terms of the issue. The discount is treated as an interest item and provides the underwriter with all or a portion of their compensation in the transaction.

If the Bonds are purchased at a price greater than the minimum bid amount (maximum discount), the unused allowance may be used to reduce your borrowing amount.

## **Premium Pricing:**

In some cases, investors in municipal bonds prefer "premium" pricing structures. A premium is achieved when the coupon for any maturity (the interest rate paid by the issuer) exceeds the yield to the investor, resulting in a price paid that is greater than the face value of the bonds. The sum of the amounts paid in excess of face value is considered "reoffering premium." The underwriter of the bonds will retain a portion of this reoffering premium as their compensation (or "discount") but will pay the remainder of the premium to the City. For this issue of Bonds, any premium amount received may: be retained; used to reduce the issue size; or combination thereof. These adjustments may slightly change the true interest cost of the original bid, either up or down. We anticipate using any premium amounts received to reduce the issue size.

The amount of premium allowed can be restricted in the bid specifications. Restrictions on premium may result in fewer bids, but may also eliminate large adjustments on the day of sale and unintended results with respect to debt service payment impacts. Ehlers will identify appropriate premium restrictions for the Bonds intended to achieve the City's objectives for this financing.

## **Other Considerations:**

The Bonds will be offered with the option of the successful bidder utilizing a term bond structure. By offering underwriters the option to “term up” some of the maturities at the time of the sale, it gives them more flexibility in finding a market for your Bonds. This makes your issue more marketable, which can result in lower borrowing costs. In the event that the successful bidder utilizes a term bond structure, we recommend the City retain a paying agent to handle responsibility for processing mandatory redemption/call notices associated with term bonds.

## **Review of Existing Debt:**

We have reviewed all outstanding indebtedness for the City and find that there are no refunding opportunities at this time.

We will continue to monitor the market and the call dates for the City’s outstanding debt and will alert you to any future refunding opportunities.

## **Continuing Disclosure:**

Because the City has more than \$10,000,000 in outstanding debt (including this issue) and this issue is over \$1,000,000, the City will be agreeing to provide certain updated Annual Financial Information and its Audited Financial Statement annually, as well as providing notices of the occurrence of certain reportable events to the Municipal Securities Rulemaking Board (the “MSRB”), as required by rules of the Securities and Exchange Commission (SEC). The City is already obligated to provide such reports for its existing bonds, and has contracted with Ehlers to prepare and file the reports.

## **Arbitrage Monitoring:**

The City must ensure compliance with certain sections of the Internal Revenue Code and Treasury Regulations (“Arbitrage Rules”) throughout the life of the issue to maintain the tax-exempt status of the Bonds. These Arbitrage Rules apply to amounts held in construction, escrow, reserve, debt service account(s), etc., along with related investment income on each fund/account.

IRS audits will verify compliance with rebate, yield restriction and records retention requirements within the Arbitrage Rules. The City’s specific arbitrage responsibilities will be detailed in the Tax Exemption Certificate (the “Tax Compliance Document”) prepared by your Bond Attorney and provided at closing.

The Bonds may qualify for one or more exception(s) to the Arbitrage Rules by meeting 1) small issuer exception, 2) spend down requirements, 3) bona fide debt service fund limits, 4) reasonable reserve requirements, 5) expenditure within an available period limitations, 6) investments yield restrictions, 7) de minimis rules, or; 8) borrower limited requirements.

An Ehlers arbitrage expert will contact the City within 30 days after the sale date to review the City's specific responsibilities for the Bonds. The City is currently receiving arbitrage services from Ehlers in relation to the Bonds.

### **Investment of Bond Proceeds:**

Ehlers can assist the City in developing a strategy to invest your Bond proceeds until the funds are needed to pay project costs.

### **Risk Factors:**

**Utility Revenue:** The City expects to pay the Bond debt service with:

- Sewer and Water Revenues

In the event utility revenues are insufficient to pay debt service, the Common Council is committing to consider appropriating funds from any other available sources in an amount sufficient to cover the shortfall. If it chooses to do so, the City may levy a tax to make up a shortfall. Any amount levied for this purpose is exempted from levy limits. While the City is not required to appropriate the funds necessary to remedy any shortfall in revenues needed to pay debt service, failure to do so would result in either a lack of access to capital markets in the future, or access at a substantially higher cost.

### **Other Service Providers:**

This debt issuance will require the engagement of other public finance service providers. This section identifies those other service providers, so Ehlers can coordinate their engagement on your behalf. Where you have previously used a particular firm to provide a service, we have assumed that you will continue that relationship. For services you have not previously required, we have identified a service provider. Fees charged by these service providers will be paid from proceeds of the obligation, unless you notify us that you wish to pay them from other sources. Our pre-sale bond sizing includes a good faith estimate of these fees, but the final fees may vary. If you have any questions pertaining to the identified service providers or their role, or if you would like to use a different service provider for any of the listed services please contact us.

**Bond Counsel:** Quarles & Brady LLP.

**Paying Agent:** Issuer, unless term bonds offered, then Bond Trust Services Corporation.

**Rating Agency:** Standard & Poor's Global Ratings (S&P)

## PROPOSED DEBT ISSUANCE SCHEDULE

Pre-Sale Review by Common Council:	November 14, 2023
Due Diligence Call to review Official Statement:	Week of November 20, 2023
Conference with Rating Agency:	Week of November 20, 2023
Distribute Official Statement:	Week of December 5, 2023
Common Council Meeting to Award Sale of the Bonds:	December 12, 2023
Estimated Closing Date:	December 28, 2023

### Attachments

Table 1: Estimated Sources and Uses of Funds

Table 2: Allocation of Debt Service - 2023C Revenue Bonds

Table 3: Revenue Bond Covenant Debt Coverage - Impact of Financing Plan

Table 4: "All-in" Debt Coverage - Impact of Financing Plan

Appendix A: Project Costs provided by City

Appendix B: Bond Buyer Index

## EHLERS' CONTACTS

Brian Roemer, Senior Municipal Advisor	(262) 796-6178
Greg Johnson, Senior Municipal Advisor	(262) 796-6168
Sue Porter, Lead Public Finance Analyst	(262) 796-6167
Kathy Myers, Senior Financial Analyst	(262) 796-6177

## Table 1 Estimated Sources and Uses of Funds

*City of Platteville, WI*

	2023		
	Revenue Bonds	Water Portion	Sewer Portion
<b>CIP Projects<sup>1</sup></b>	1,891,354	408,748	1,482,606
<b>Less Other Available Revenues</b>			
Cash Available <sup>2</sup>	(441,354)	(58,748)	(382,606)
<b>Net Borrowing Requirement</b>	1,450,000	350,000	1,100,000
<b>Debt Service Reserve</b>			
DSR Funds On Hand	(1,194,976)	(288,816)	(906,160)
New DSR Requirement	1,321,988	319,514	1,002,474
<b>Reserve Fund Requirement</b>	127,011	30,698	96,314
<b>Estimated Issuance Expenses</b>	87,838	21,230	66,608
Municipal Advisor (Ehlers)	28,300	6,840	21,460
Bond Counsel (Quarles)	20,000	4,834	15,166
Rating Fee	18,000	4,350	13,650
Maximum Underwriter's Discount	12.50 20,688	5,000	15,688
Paying Agent (if terms)	850	205	645
<b>Subtotal Issuance Expenses</b>	87,838	21,230	66,608
<b>TOTAL TO BE FINANCED</b>	1,664,849	401,927	1,262,922
Estimated Interest Earnings	3.00% (10,875)	(2,625)	(8,250)
Assumed spend down (months)	3.00		
Rounding	1,026	698	328
<b>NET BOND SIZE</b>	<b>1,655,000</b>	<b>400,000</b>	<b>1,255,000</b>

**Notes:**

- 1) Project Totals provided by City as provided in Appendix A
- 2) Matched to a similar amount approved with the 2023 Financial Management Plan.

## Table 2 Allocation of Debt Service - 2023C Revenue Bonds

City of Platteville, WI

Year Ending	Water Portion				Sewer Portion			
	Principal	Est. Rate <sup>1</sup>	Interest	Total	Principal	Est. Rate	Interest	Total
2023				0		0.00%		0
2024	10,000	4.49%	15,972	25,972	50,000	4.49%	48,781	98,781
2025	10,000	4.49%	18,570	28,570	50,000	4.49%	55,924	105,924
2026	10,000	4.45%	18,123	28,123	50,000	4.45%	53,689	103,689
2027	10,000	4.43%	17,679	27,679	50,000	4.43%	51,469	101,469
2028	10,000	4.44%	17,236	27,236	65,000	4.44%	48,918	113,918
2029	10,000	4.49%	16,789	26,789	65,000	4.49%	46,016	111,016
2030	15,000	4.52%	16,226	31,226	80,000	4.52%	42,749	122,749
2031	15,000	4.56%	15,545	30,545	85,000	4.56%	39,003	124,003
2032	15,000	4.61%	14,857	29,857	85,000	4.61%	35,105	120,105
2033	30,000	4.64%	13,815	43,815	85,000	4.64%	31,174	116,174
2034	35,000	4.67%	12,302	47,302	85,000	4.67%	27,217	112,217
2035	40,000	4.76%	10,533	50,533	90,000	4.76%	23,091	113,091
2036	45,000	4.93%	8,471	53,471	95,000	4.93%	18,607	113,607
2037	50,000	4.99%	6,115	56,115	100,000	4.99%	13,770	113,770
2038	50,000	5.09%	3,595	53,595	110,000	5.09%	8,476	118,476
2039	45,000	5.16%	1,161	46,161	110,000	5.16%	2,838	112,838
2040	0	5.43%	0	0	0	5.43%	0	0
2041	0	5.43%	0	0	0	5.43%	0	0
2042	0	5.48%	0	0	0	5.48%	0	0
2043	0	5.53%	0	0	0	5.53%	0	0
<b>Total</b>	<b>400,000</b>		<b>206,986</b>	<b>606,986</b>	<b>1,255,000</b>		<b>546,823</b>	<b>1,801,823</b>

Year Ending	Totals		
	Principal (5/1)	Interest	Total
2023	0	0	0
2024	60,000	64,753	124,753
2025	60,000	74,494	134,494
2026	60,000	71,812	131,812
2027	60,000	69,148	129,148
2028	75,000	66,154	141,154
2029	75,000	62,805	137,805
2030	95,000	58,974	153,974
2031	100,000	54,547	154,547
2032	100,000	49,962	149,962
2033	115,000	44,989	159,989
2034	120,000	39,519	159,519
2035	130,000	33,623	163,623
2036	140,000	27,078	167,078
2037	150,000	19,885	169,885
2038	160,000	12,070	172,070
2039	155,000	3,999	158,999
2040	0	0	0
2041	0	0	0
2042	0	0	0
2043	0	0	0
<b>Total</b>	<b>1,655,000</b>	<b>753,809</b>	<b>2,408,809</b>

**Notes:**

1) Estimated Rate assumes WI/Aa3/TE/BQ/Rev 10/23/23 sale plus 40 basis points (or 0.40%).

**Table 3**  
**Revenue Bond Covenant Debt Coverage - Impact of Financing Plan**

City of Platteville, WI

Year	Water Debt Service					Sewer Debt Service					Combined Debt Service					Year
	Existing Debt	Proposed Debt	Total	Debt Coverage	D.S. Capacity	Existing Debt	Proposed Debt	Total	Debt Coverage	D.S. Capacity	Existing Debt	Proposed Debt	Total	Debt Coverage	D.S. Capacity	
	\$1,631,813 2022 Net Revenues @ 1.25x					\$1,695,853 2022 Net Revenues @ 1.25x					\$3,327,666 2022 Net Revenues @ 1.25x					
2023	599,510		599,510	2.72	705,940	1,163,695		1,163,695	1.46	192,988	1,763,205	0	1,763,205	1.89	898,928	2023
2024	593,281	25,972	619,253	2.64	686,198	1,163,034	98,781	1,261,815	1.34	94,868	1,756,314	124,753	1,881,067	1.77	781,065	2024
2025	589,865	28,570	618,435	2.64	687,015	1,161,139	105,924	1,267,063	1.34	89,620	1,751,004	134,494	1,885,498	1.76	776,635	2025
2026	588,285	28,123	616,408	2.65	689,042	1,165,960	103,689	1,269,649	1.34	87,033	1,754,245	131,812	1,886,057	1.76	776,076	2026
2027	578,543	27,679	606,222	2.69	699,228	1,162,684	101,469	1,264,152	1.34	92,530	1,741,227	129,148	1,870,374	1.78	791,758	2027
2028	575,828	27,236	603,063	2.71	702,387	1,080,261	113,918	1,194,179	1.42	162,503	1,656,088	141,154	1,797,242	1.85	864,891	2028
2029	649,495	26,789	676,284	2.41	629,166	1,076,978	111,016	1,187,994	1.43	168,688	1,726,473	137,805	1,864,278	1.78	797,855	2029
2030	646,630	31,226	677,856	2.41	627,595	954,787	122,749	1,077,535	1.57	279,147	1,601,417	153,974	1,755,391	1.90	906,742	2030
2031	759,501	30,545	790,046	2.07	515,405	945,498	124,003	1,069,501	1.59	287,182	1,704,999	154,547	1,859,546	1.79	802,587	2031
2032	745,948	29,857	775,804	2.10	529,646	825,975	120,105	946,080	1.79	410,602	1,571,923	149,962	1,721,885	1.93	940,248	2032
2033	414,551	43,815	458,366	3.56	847,084	823,737	116,174	939,911	1.80	416,771	1,238,288	159,989	1,398,277	2.38	1,263,855	2033
2034	373,295	47,302	420,597	3.88	884,854	597,609	112,217	709,826	2.39	646,856	970,904	159,519	1,130,423	2.94	1,531,710	2034
2035	268,470	50,533	319,003	5.12	986,448	443,381	113,091	556,472	3.05	800,210	711,851	163,623	875,474	3.80	1,786,658	2035
2036	95,888	53,471	149,359	10.93	1,156,092	434,309	113,607	547,916	3.10	808,767	530,196	167,078	697,274	4.77	1,964,858	2036
2037	99,039	56,115	155,153	10.52	1,150,297	429,832	113,770	543,602	3.12	813,080	528,871	169,885	698,755	4.76	1,963,377	2037
2038	91,996	53,595	145,591	11.21	1,159,860	351,043	118,476	469,518	3.61	887,164	443,039	172,070	615,109	5.41	2,047,024	2038
2039	50,500	46,161	96,661	16.88	1,208,789	288,543	112,838	401,381	4.23	955,301	339,043	158,999	498,042	6.68	2,164,091	2039
2040	0	0	0	N/A	1,305,450	281,403	0	281,403	6.03	1,075,279	281,403	0	281,403	11.83	2,380,730	2040
2041	0	0	0	N/A	1,305,450	274,120	0	274,120	6.19	1,082,562	274,120	0	274,120	12.14	2,388,013	2041
2042	0	0	0	N/A	1,305,450	80,447	0	80,447	21.08	1,276,235	80,447	0	80,447	41.36	2,581,686	2042
2043	0	0	0	N/A	1,305,450	0	0	0	N/A	1,356,682	0	0	0	N/A	2,662,133	2043
2044	0	0	0	N/A	1,305,450	0	0	0	N/A	1,356,682	0	0	0	N/A	2,662,133	2044
<b>Total</b>	<b>7,720,624</b>	<b>606,986</b>	<b>8,327,610</b>			<b>14,704,436</b>	<b>1,801,823</b>	<b>16,506,259</b>			<b>22,425,060</b>	<b>2,408,809</b>	<b>24,833,869</b>			<b>Total</b>

**Notes:**

1) Existing Bond covenants require 1.25 coverage on revenue pledge.



**Table 4**  
**"All-in" Debt Coverage - Impact of Financing Plan**

City of Platteville, WI

Year	Water Debt Service					Sewer Debt Service					Combined Debt Service					Year
	Existing Debt	Proposed Debt	Total	Debt Coverage	D.S. Capacity	Existing Debt	Proposed Debt	Total	Debt Coverage	D.S. Capacity	Existing Debt	Proposed Debt	Total	Debt Coverage	D.S. Capacity	
	\$1,237,293 2022 Net Revenues					\$1,695,853 2022 Net Revenues					\$2,933,146 2022 Net Revenues					
				@ 1.25x					@ 1.25x					@ 1.6x		
2023	599,510		599,510	2.06	390,324	1,163,695		1,163,695	1.46	192,987.59	1,763,205	0	1,763,205	1.66	70,011	
2024	593,281	25,972	619,253	2.00	370,582	1,163,034	98,781	1,261,815	1.34	94,867.83	1,756,314	124,753	1,881,067	1.56	(47,851)	
2025	589,865	28,570	618,435	2.00	371,399	1,161,139	105,924	1,267,063	1.34	89,619.76	1,751,004	134,494	1,885,498	1.56	(52,281)	
2026	588,285	28,123	616,408	2.01	373,426	1,165,960	103,689	1,269,649	1.34	87,033.49	1,754,245	131,812	1,886,057	1.56	(52,841)	
2027	578,543	27,679	606,222	2.04	383,612	1,162,684	101,469	1,264,152	1.34	92,530.14	1,741,227	129,148	1,870,374	1.57	(37,158)	
2028	575,828	27,236	603,063	2.05	386,771	1,080,261	113,918	1,194,179	1.42	162,503.41	1,656,088	141,154	1,797,242	1.63	35,974	
2029	649,495	26,789	676,284	1.83	313,550	1,076,978	111,016	1,187,994	1.43	168,688.43	1,726,473	137,805	1,864,278	1.57	(31,062)	
2030	646,630	31,226	677,856	1.83	311,979	954,787	122,749	1,077,535	1.57	279,147.06	1,601,417	153,974	1,755,391	1.67	77,825	
2031	759,501	30,545	790,046	1.57	199,789	945,498	124,003	1,069,501	1.59	287,181.88	1,704,999	154,547	1,859,546	1.58	(26,330)	
2032	745,948	29,857	775,804	1.59	214,030	825,975	120,105	946,080	1.79	410,601.93	1,571,923	149,962	1,721,885	1.70	111,332	
2033	414,551	43,815	458,366	2.70	531,468	823,737	116,174	939,911	1.80	416,771.25	1,238,288	159,989	1,398,277	2.10	434,939	
2034	373,295	47,302	420,597	2.94	569,238	597,609	112,217	709,826	2.39	646,856.33	970,904	159,519	1,130,423	2.59	702,793	
2035	268,470	50,533	319,003	3.88	670,832	443,381	113,091	556,472	3.05	800,210.43	711,851	163,623	875,474	3.35	957,742	
2036	95,888	53,471	149,359	8.28	840,476	434,309	113,607	547,916	3.10	808,766.79	530,196	167,078	697,274	4.21	1,135,942	
2037	99,039	56,115	155,153	7.97	834,681	429,832	113,770	543,602	3.12	813,080.19	528,871	169,885	698,755	4.20	1,134,461	
2038	91,996	53,595	145,591	8.50	844,244	351,043	118,476	469,518	3.61	887,164.11	443,039	172,070	615,109	4.77	1,218,107	
2039	50,500	46,161	96,661	12.80	893,173	288,543	112,838	401,381	4.23	955,301.34	339,043	158,999	498,042	5.89	1,335,174	
2040	0	0	0	N/A	989,834	281,403	0	281,403	6.03	1,075,279.36	281,403	0	281,403	10.42	1,551,813	
2041	0	0	0	N/A	989,834	274,120	0	274,120	6.19	1,082,562.16	274,120	0	274,120	10.70	1,559,096	
2042	0	0	0	N/A	989,834	80,447	0	80,447	21.08	1,276,235.28	80,447	0	80,447	36.46	1,752,769	
2043	0	0	0	N/A	989,834	0	0	0	N/A	1,356,682.40	0	0	0	N/A	1,833,216	
2044	0	0	0	N/A	989,834	0	0	0	N/A	1,356,682.40	0	0	0	N/A	1,833,216	
<b>Total</b>	<b>7,720,624</b>	<b>606,986</b>	<b>8,327,610</b>			<b>14,704,436</b>	<b>1,801,823</b>	<b>16,506,259</b>			<b>22,425,060</b>	<b>2,408,809</b>	<b>24,833,869</b>		<b>Total</b>	

**Notes:**

"All-in" includes PILOT payment as expense and any GO debt (not applicable).

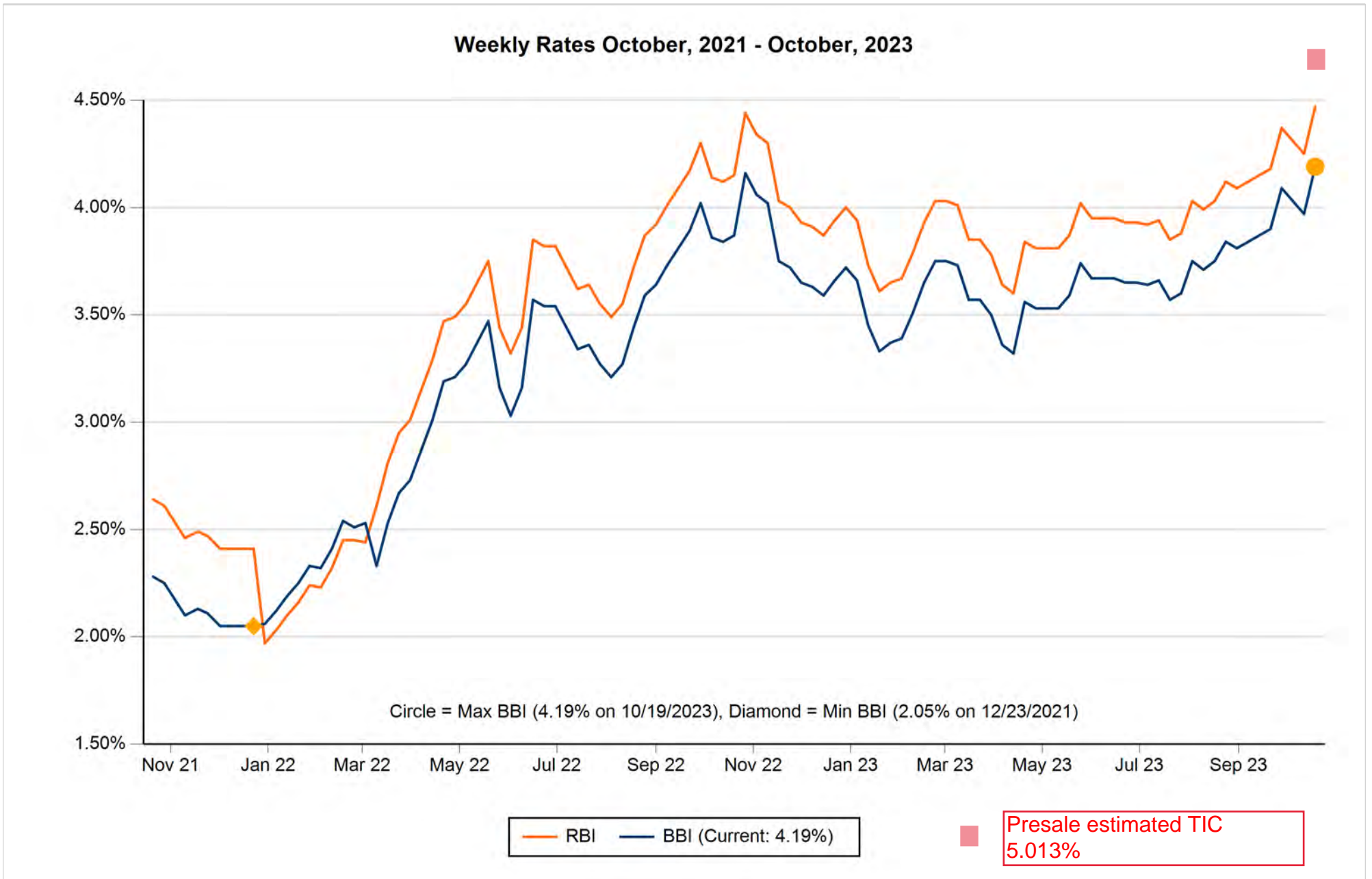
\*City's goal to have 1.6 on a combined basis. This analysis does not consider future utility rate adjustments as planned as part of the Financial Management Plan Process which includes 7% adjustment for sewer (\$220k).

## Appendix A: 2023C List of Project Costs

Project	Priority Ranking	Requested Cost	Bid + engineering	Actual to 10/26/23	Water Revenue Bonds	Sewer Revenue Bonds	Cash on Hand	Notes
Water Meter Replacement Program	3	\$ 50,000					\$ 50,000	
Contingency	3	\$ 25,000		\$ -	\$ 12,500	\$ 12,500		
Safety Equipment (Water)				\$ -				
Safety Equipment (Sewer)	3	\$ 10,000		\$ -			\$ 10,000	
Standby Generator Design-Construction	4	\$ 165,000		\$ 353,592			\$ 54,234	Use cash for the local share of \$54,234 Budget amendment (action 6/28/23)
HS Water Main Loop & Upsizing	Added	\$ 62,916		\$ 62,916	\$ 62,916			
Jefferson Street Reconstruction	5	\$ 600,000	\$ 509,073	\$ 176,896 \$ 240,888	\$ 212,160	\$ 296,913		
McGregor Plaza Sewer	4	\$ 600,000	\$ 311,061	\$ 3,614 \$ 290,663		\$ 311,061		
Sand Filter Controls	4	\$ 200,000		\$ 19,407		\$ 50,000		MSA design/bid contract is \$49,250
2010 Vacuum (Sewer)	3	\$ 185,000		Postponed to 2024				Amount increase and postponement to 2024 via Commission action 9/13/23
2010 Vacuum (Water)								
Sludge Boiler Rehab	4	\$ 150,000		\$ 92,445		\$ 150,000		Will complete in 2024
Digester Cleaning and Inspection	3	\$ 100,000		\$ 98,981		\$ 100,000		
Digester Sludge Pump	4	\$ 55,000		\$ -			\$ 55,000	Postponed to 2025?
Backhoe Trade In (Water)	3	\$ 45,000		\$ 24,125	\$ 22,500	\$ 22,500		
Backhoe Trade In (Sewer)				\$ 24,125				
WWTP SCADA	5	\$ 35,000		\$ 20,344			\$ 35,000	
Well 3 Rehab	4	\$ 35,000		\$ 98,672	\$ 98,672			Peerless for Well 3 (14 yr estimated life)
Flare Control Valve	5	\$ 23,000		\$ 23,735		\$ 23,000		
Primary Digester Relief Valve	5	\$ 15,000		\$ 15,831		\$ 15,000		
WWTP Admin Bldg Boiler System Replcmt	Added	\$ 597,504	\$ 597,504	\$ 54,128		\$ 501,632		\$95,872 of 2022B bond funds remaining as of 10/26/23
<b>GRAND TOTALS</b>		<b>\$ 2,953,420</b>			<b>\$ 408,748</b>	<b>\$ 1,482,606</b>	<b>\$ 204,234</b>	

**Proposed 2023 bond amounts \$ 408,748 \$ 1,482,606**

## APPENDIX B: 2 YEAR TREND IN MUNICIPAL BOND INDICES



Source: *The Bond Buyer*

The Bond Buyer “20 Bond Index” (BBI) shows average yields on a group of municipal bonds that mature in 20 years and have an average rating equivalent to Moody’s Aa2 and S&P’s AA.

The Revenue Bond Index (RBI) shows the average yield on a group of revenue bonds that mature in 30 years and have an average rating equivalent to Moody’s A1 and S&P’s A+.



**THE CITY OF PLATTEVILLE, WISCONSIN  
COUNCIL SUMMARY SHEET**

<b>COUNCIL SECTION: INFORMATION &amp; DISCUSSION ITEM NUMBER: VII.A.</b>	<b>TITLE:</b> Contract 25-23 Fuel Supply 2024 – 2026	<b>DATE</b> November 14, 2023 <b>VOTE REQUIRED:</b> Majority
<b>PREPARED BY:</b> Howard B. Crofoot, P.E. Director of Public Works		

**Description:**

Our current fuel contract with Allegiant Oil expires on December 31, 2023. Staff solicited bids for fuel for both the City and UW-Platteville. Two fuel suppliers returned bids that were opened on October 30, 2023. The Bid Tabulation is enclosed. The prices listed are the price above wholesale prices including applicable taxes. As the wholesale price varies due to market forces, the fuel supplied gets a markup for delivery costs and profit.

The previous contract also included fuel deliveries for UW-Platteville on campus and at the Farm. The proposed contract continues the practice – if UW-Platteville agrees. Staff believes that UW-Platteville will decide whether to continue with the City contract before the November 28, 2023 Action item.

For our main tank at the Street Garage on Valley Road, Allegiant has a monitor to tell them when we need fuel. Other locations, such as the Wastewater Plant, require staff to contact them for fuel delivery. UW-Platteville staff request fuel deliveries as well.

**Budget/Fiscal Impact:**

The current contract was for 2022 – 2023. Allegiant was awarded the contract at a price of \$0.08 per gallon over wholesale. The bid price for 2024 – 2026 is quoted at \$0.12 over wholesale. Mulgrew Oil bid \$0.45 per gallon over wholesale. In 2022 the Street Division purchased over 21,000 gallons of unleaded and almost 14,000 gallons of diesel. The additional markup would add \$840 to the overall budget for unleaded and \$560 to the diesel budget. Staff believes the variation in the wholesale price has more impact on the budget than the \$0.04 per gallon additional markup from the 2022 – 2023 contract to now.

**Recommendation:**

Staff recommends the Common Council pass a motion to award Contract 25-23 to Allegiant Oil at the bid price of \$0.12 per gallon over wholesale price.

**Sample Affirmative Motion:**

*“Move to award Contract 25-23 to Allegiant Oil at the bid price of \$0.12 per gallon over wholesale price.”*

**Attachments:**

- Bid Tab – Contract 25-23

**CITY OF PLATTEVILLE**  
**CONTRACT 25 23 Fuel Supply Contract 2024-2026**  
**BID OPENING: Monday, October 30, 2023 – 10:00 A.M. – City Hall**

Allegiant Oil, LLC  
 PO Box 127  
 Lancaster, WI 53813

Mulgrew Oil & Propane  
 10314 Silverwood Dr  
 Dubuque, IA 52003

	<b>Price over wholesale</b>	<b>Price over wholesale</b>
1. Diesel Fuel #2 (summer or winter blends) with Demulsifier Delivered to City tanks	<b>.12</b>	<b>.45</b>
2. Unleaded Gasoline – no ethanol Delivered to City tanks	<b>.12</b>	<b>.45</b>
3. Unleaded Gasoline – E-10 Blend Delivered to City tanks	<b>.12</b>	<b>.45</b>
4. Unleaded Gasoline – E-10 Blend Delivered to UW-P locations	<b>.12</b>	<b>.45</b>
5. Diesel Fuel #2 (summer or winter blends – on road) Delivered to UW-P	<b>.12</b>	<b>.45</b>
6. Diesel Fuel #2 (summer or winter blends – off road) Delivered to UW-P Farm	<b>12</b>	<b>.45</b>

**THE CITY OF PLATTEVILLE, WISCONSIN  
COUNCIL SUMMARY SHEET**

**COUNCIL SECTION:  
INFORMATION &  
DISCUSSION  
ITEM NUMBER:  
VII.B.**

**TITLE:**  
Potential 2024 Budget Items as Requested by  
Alderman Kilian

**DATE:**  
November 14, 2023  
  
**VOTE REQUIRED:**  
Majority

**PREPARED BY: Joe Carroll, Community Development Director and Howard Crofoot, Public Works Director**

**Description:**

At the October 17<sup>th</sup> Council work session regarding the proposed 2024 budget, Alderman Kilian suggested modifications to the budget to increase funding for two areas: an increase in the budget for the Historic Preservation Commission and an increase to install a crosswalk connecting Jenor Towers and Jenor Tower Park. Below is additional information from Staff related to these two items.

**Historic Preservation Commission Budget:**

The Historic Preservation Commission has historically had a small budget that provides funding for a membership in the Wisconsin Association of Historic Preservation Commissions (WAHPC) and funds for Staff and Commission members to attend conferences and training sessions. Historically, this budget has been at \$500, but was reduced in the 2023 budget to \$250 to better reflect the actual amount of funds spent over the past few years. The 2023 budget amount has been spent on the WAHPC membership (\$40), a membership in the National Alliance of Preservation Commissions (\$100), a webinar hosted by NAPC for Joe Carroll (\$15), and registration for a historic preservation conference for Ric Riniker (\$95). Alderman Kilian has requested an increase in this budget item to \$2,500. Below is a listing of the budget amount and actual funds spent going back to 2012.

<u>Year</u>	<u>Budget Amount</u>	<u>Amount Spent</u>
2023	\$250	\$250
2022	\$500	\$40
2021	\$500	\$40
2020	\$500	\$118
2019	\$500	\$500
2018	\$1000*	\$693
2017	\$500	\$258
2016	\$500	\$480
2015	\$500	\$133
2014	\$500	\$455
2013	\$500	\$171
2012	\$500	\$170

\*Funding for 2018 was increased due to the Commission hosting the annual WAHPC conference in Platteville.

**Budget Increase for Crosswalk:**

Residents of Jenor Tower have addressed the Community Safe Routes Committee to request a mid-block crosswalk directly from the sidewalk entrance to Jenor Tower across East Mineral Street to Jenor Tower Park. Currently, those who are able, cross mid-block, but have difficulty with the full height curbs. Good engineering practice is to limit mid-block crossings, especially when the intersection is so close to the desired crossing – approximately 85 feet. Drivers do not expect mid-block crossings thus could increase the chance of an accident. If the crossing is required, there must be signs to designate the crosswalk and sufficient sight distance so that drivers and pedestrians can see each other. At speeds up to 25 mph, the sight distance

required is 150 feet or most of the length of the street down to Water Street. **Upon further review, Staff recalculated based on the 9% uphill slope and expected speeds. The proposed sight distance is 110 feet. There is white spray paint next to the curb on either side of the street at this distance. In the enclosed photo, you can see the spray can just east of the utility pole where the sight distance would need to be extended. The back tire of the black truck on the south side of the street is where the no parking for sight distance would need to be.** There would need to be an Ordinance prohibiting parking in that area. **Removing this amount of parking would leave two stalls on the north side and three stalls on the south side – all nearest Water Street.**

Due to the steep incline of East Mineral Street (approximately 9%), the crossing would not meet ADA standards of 2% or less cross-slope on the crossing. The only way to correct this would be to reconstruct the street and adjust the slopes to create a flatter area at the desired crossing. The steep sidewalk also poses design issues for a proper crosswalk. **Per email with the City Attorney, “In sum, I would recommend against establishing a new crosswalk that is not compliant with ADA requirements.”**

Staff proposed that this be included in the study/plan being developed by Southwest Wisconsin Regional Planning Commission as part of the comprehensive bicycle/pedestrian plan. The Community Safe Routes Committee at their August 21, 2023, meeting passed a Motion to recommend that the Common Council include \$10,000 in the 2024 CIP Budget to create the mid-block crossing on E. Mineral Street between Jenor Tower and Jenor Tower Park.

Option 1: Plain crossing with accessible ramps on both sides of E. Mineral Street, minimal change to existing sidewalk or street – just to blend in. Plain, unlit pedestrian crossing signs, no parking signs for sight distance, paint for crosswalk and yellow curb. The crossing will be a bare minimum and not ADA-compliant. Budget cost \$10,000.

Option 2: Same as Option 1, but including 24/7 flashing lights on the pedestrian crossing signs – like the ones on Pine Street by Piggly Wiggly. Still not ADA compliant. Budget Cost \$15,000.

Option 3: Same as Option 1, but with Rapid Rectangular Flashing Beacon (RRFB) signs like the ones on Business 151 at the Chamber of Commerce. Budget Cost \$50,000

Option 4: Full Street reconstruction of 317 feet of E. Mineral Street between Water and Oak. New design to construct a fully compliant ADA mid-block crossing. City cost estimate (not including water or sanitary sewer): \$200,000.

#### **Budget/Fiscal Impact:**

The requests would increase the amount of the proposed 2024 budget.

#### **Recommendation:**

Staff cannot determine the need for the requested amount of funds for the Historic Preservation Commission. Historically, this far exceeds the amount of funding necessary for this line item.

Staff still recommend allowing the SW Wis RPC to finish the plan and determine the priority project(s) for the entire system before making a decision.

#### **Sample Affirmative Motion:**

*“Motion to increase the proposed funds in the 2024 budget for the Historic Preservation Commission to \$2,500 as an increase to the 2024 tax levy.”*

*“Motion to approve additional funds in the amount of \$X for the installation of a crosswalk connection Jenor Tower to Jenor Tower Park as an increase to the 2024 tax levy.”*

**Attachments:**

- Proposed crosswalk overhead view
- Proposed crosswalk street view – **revised to show the sight distance.**







**Note spray can at the end of the yellow mark, east of the utility pole. The equivalent on the south side of the street is by the back tire of the black pickup.**

**THE CITY OF PLATTEVILLE, WISCONSIN  
COUNCIL SUMMARY SHEET**

<b>COUNCIL SECTION: INFORMATION &amp; DISCUSSION ITEM NUMBER: VII.C.</b>	<b>TITLE: Planned Unit Development – 135 S. Hickory Street</b>	<b>DATE: November 14, 2023</b>
		<b>VOTE REQUIRED: Majority</b>
<b>PREPARED BY: Joe Carroll, Community Development Director</b>		

**Description:**

This request is the second part of an overall St. Augustine redevelopment project that began back in 2016. The site for the overall project consists of the block bounded by Pine Street, Hickory Street, Greenwood Avenue and Bradford Street. The block initially contained four houses and the existing St. Augustine church building. The first phase of the project involved the removal of all the houses on the block and the construction of a new apartment building. The second phase involves the removal of the existing church building and the construction of a new chapel/Newman Center building.

The new chapel/Newman Center building will be located on the corner of Pine Street and Hickory Street in the same location as the existing building. The proposed building will have a larger footprint and will be taller than the existing building but will include many of the same features. The first floor will include a traditional-styled chapel space, an attached banquet hall/multi-purpose area, a café/kitchen area, restrooms, and storage. The second floor will include a choir loft for the chapel, offices, study rooms, storage, restrooms, and a multi-purpose area. The first floor will open onto an adjacent patio area, and the second floor will have an outdoor deck, both of which are located overlooking the shared open space between the new building and the apartment building.

The building will require the relocation of an existing fire hydrant on the corner of Pine Street and Hickory Street. The applicant will need to coordinate the location of the relocated hydrant with the City. The proposed building is substantially in compliance with the design as approved during the General Development phase in 2016.

**Budget/Fiscal Impact:**

None

**Recommendation:**

The Plan Commission considered this item at their November 6 meeting and recommended approval.

Staff recommends approval of the SIP phase of the planned unit development for the St. Augustine Chapel/Newman Center as proposed, subject to the relocation of a fire hydrant and easement near the corner of Pine Street and Hickory Street at a location approved by City Staff.

**Sample Affirmative Motion:**

*“Motion to approve the Planned Unit Development – Specific Implementation Plan for the St. Augustine Chapel at 135 S. Hickory Street as proposed, subject to the relocation of a fire hydrant and easement near the corner of Pine Street and Hickory Street at a location approved by City Staff.”*

**Attachments:**

- Staff Report
- Location Maps
- Floor Plan and Building Drawings

## STAFF REPORT

# CITY OF PLATTEVILLE

Community Planning & Development Department



**Meeting Dates:** Plan Commission – November 6, 2023  
Common Council – November 14, 2023 (Information)  
Common Council – November 28, 2023 (Action)

**Re:** St. Augustine Redevelopment Project: Planned Unit Development SIP

**Case #:** PC23-PUD01-09

**Applicant:** St. Augustine Parish/Plunkett Raysich Architects

**Location:** 135 S. Hickory Street

### Surrounding Uses and Zoning:

Direction	Land Use	Zoning	Comprehensive Plan
Property in Question	St. Augustine Church	PUD	Institutional/High Density Residential
North	Residential, Parking	R-3, I-1	High Density Residential, Institutional
South	Residential	R-3	High Density Residential
East	Residential	R-3	High Density Residential
West	UWP	I-1	Institutional

### BACKGROUND

1. This request is the second part of an overall St. Augustine redevelopment project that began back in 2016. The site for the overall project consists of the block bounded by Pine Street, Hickory Street, Greenwood Avenue and Bradford Street. The block initially contained four houses and the existing St. Augustine church building. The first phase of the project involved the removal of all the houses on the block and the construction of a new apartment building. The second phase involves the removal of the existing church building and the construction of a new chapel/Newman Center building.
2. The project is being presented as a Planned Unit Development (PUD), with the first part of the approval (the General Development Plan) being approved in 2016. The GDP established the land uses, the permissible densities, the general land plan, the general building design, and other general plan details. The second part of the project (the Specific Implementation Plan) was approved for the apartment building portion of the project. That approval specifically mentioned that the additional details on the new church building would be provided as part of a separate application.

3. The applicant has now applied for approval of the second step in the PUD approval for the church portion of the project, primarily the specific building design and materials, final grading, utilities, and other site details.

### **PROJECT DESCRIPTION**

4. The new chapel/Newman Center building will be located on the corner of Pine Street and Hickory Street in the same location as the existing building. The proposed building will have a larger footprint and will be taller than the existing building but will include many of the same features. The first floor will include a traditional-styled chapel space, an attached banquet hall/multi-purpose area, a café/kitchen area, restrooms, and storage. The second floor will include a choir loft for the chapel, offices, study rooms, storage, restrooms, and a multi-purpose area. The first floor will open onto an adjacent patio area, and the second floor will have an outdoor deck, both of which are located overlooking the shared open space between the new building and the apartment building.

### **STAFF ANALYSIS**

5. As previously approved in the GDP phase, the proposed development has a few characteristics that do not meet the typical zoning requirements:
  - a. Building setbacks. The building will be 2.1' from the property line along Pine Street, 12' from Hickory Street, and 2.2' from the side lot line. The existing building is actually closer to Hickory Street.
  - b. Lot coverage. The building appears to exceed the 70% lot coverage limit typical for institutional uses.
  - c. Parking. The parcel that the church will be located on has no parking spaces. The church will be able to share parking with the apartment building, which also is able to utilize parking at the St. Mary parish location. The existing church did not have on-site parking.
6. The building will require the relocation of an existing fire hydrant on the corner of Pine Street and Hickory Street. The applicant will need to coordinate the location of the relocated hydrant with the City.
7. The proposed building is substantially in compliance with the design as approved during the General Development phase in 2016.

### **STAFF RECOMMENDATION**

8. Staff recommends approval of the SIP phase of the planned unit development for the St. Augustine Chapel/Newman Center as proposed, subject to the relocation of a fire hydrant and easement near the corner of Pine Street and Hickory Street at a location approved by City Staff.

### **ATTACHMENTS:**

1. Site Plans and Building Drawings

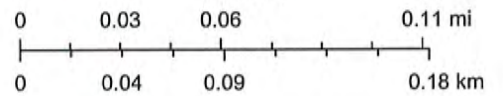
# City of Platteville



10/12/2023, 4:28:11 PM

1:4,514

- Centerlines
- Parcel Data (2023)
- City Boundary
- UWP Places
- Landmark Names







# City of Platteville

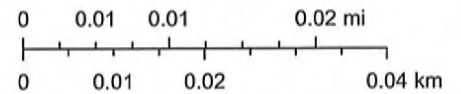


10/12/2023, 4:27:23 PM


1:1,128

-  Centerlines
-  City Boundary

-  Inactive/Retired
-  Parcel Data (2023)

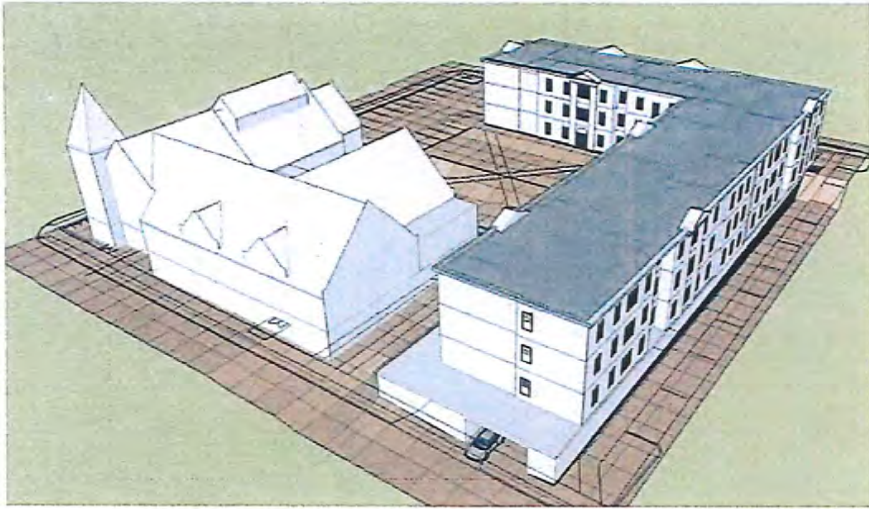


Address Points (Data in Progress)

-  Active







SOUTH EAST VIEW




GROUND LEVEL NORTH EAST VIEW



GROUND LEVEL SOUTH EAST VIEW

NORTH EAST VIEW



**ST. AUGUSTINE PARISH STUDENT CENTER - HOUSING**  
GDP PROPOSAL

FROM 2016 APPROPRIAL

# ST. AUGUSTINE CHAPEL + NEWMAN CENTER

135 S. HICKORY ST. PLATTEVILLE, WI

209 south water street, milwaukee, wisconsin 53204 1-414-359-3060  
 2310 crossroads drive, suite 2000, madison, wisconsin 53718 1-608-240-9900  
 1919 main street, suite 201, sarasota, florida 34236 1-941-444-8845  
 311 canyon wren drive, buda, texas 78610 1-512-649-5627

## SHEET INDEX

### GENERAL

000 TITLE SHEET

### CIVIL

C100 CITY REVIEW  
 C200 CITY REVIEW  
 V001 TOPO MAP

### ARCHITECTURAL

A201 PRESENTATION FIRST FLOOR PLAN  
 A302 PRESENTATION SECOND FLOOR PLAN  
 A400 PRESENTATION EXTERIOR ELEVATIONS  
 A401 PRESENTATION EXTERIOR PERSPECTIVES

## PROJECT INFORMATION

PROJECT DATE: 10/02/2023  
 PRA PROJECT NUMBER: 190191-02  
 DRAWING SET: ZONING SUBMITTAL

## APPLICABLE CODES AND ZONING

2018 WISCONSIN COMMERCIAL BUILDING CODE (SPS 301-300)  
 2010 INTERNATIONAL BUILDING CODE  
 ASSEMBLY OCCUPANCY, GROUP A-3  
 BUSINESS OCCUPANCY, GROUP B

NFA 101 - LIFE SAFETY CODE 2012 - CHAPTER 10  
 ZONING: CITY OF PLATTEVILLE ORDINANCES

## CONSTRUCTION CLASSIFICATION

NEW CONSTRUCTION  
 TYPE OF CONSTRUCTION: PROTECTED TYPE III - SPRINKLERED

## BUILDING AREA

OVERALL FOOTPRINT	12,373 SF
FIRST FLOOR	12,373 SF
SECOND FLOOR	8,663 SF
TOTAL	21,036 SF

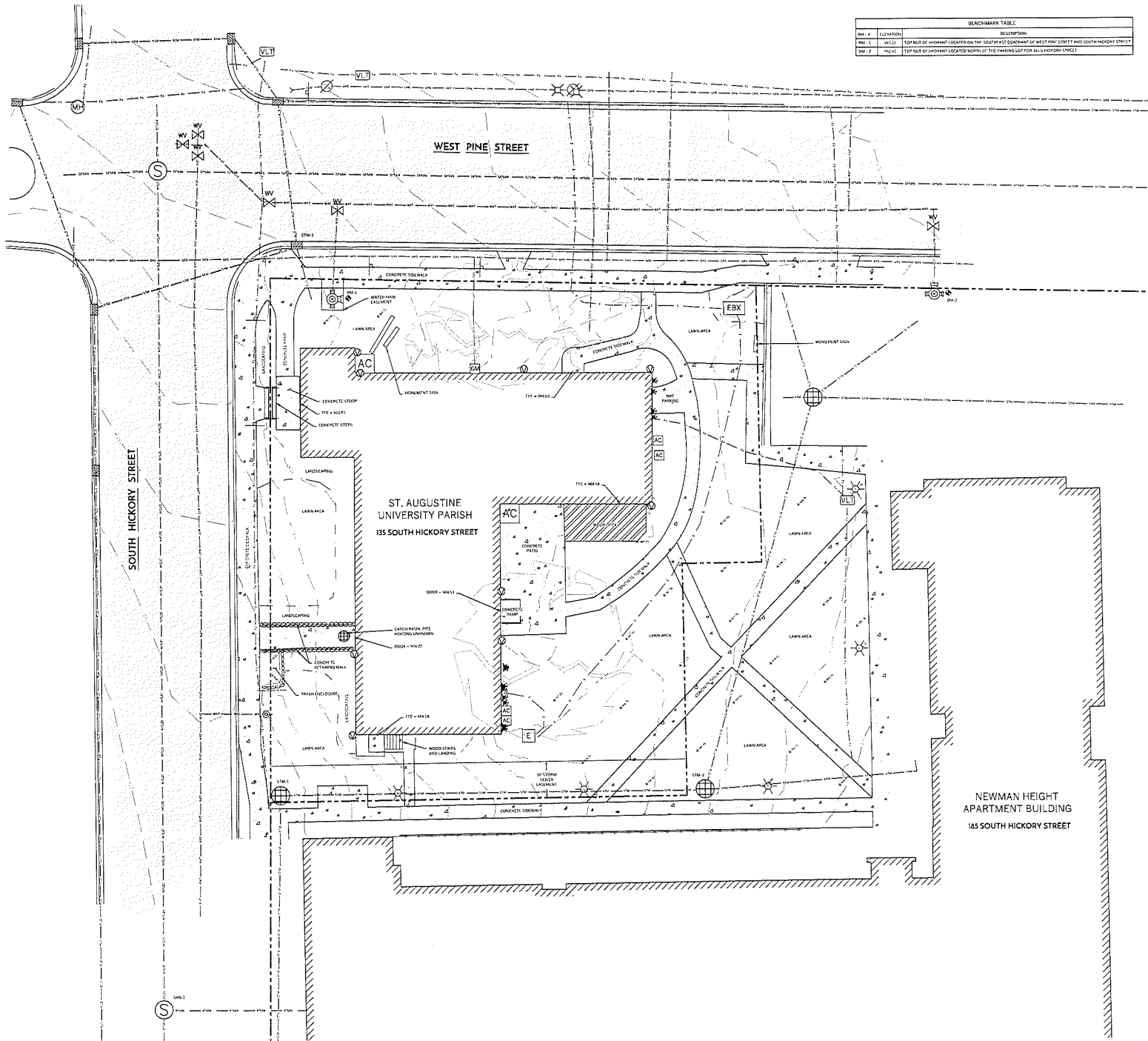
## PROJECT LOCATION



## PROJECT TEAM

**CIVIL**  
 WYSER ENGINEERING

TEL (608) 437-1980



BENCHMARK TABLE		
BM #	ELEVATION	DESCRIPTION
BM 1	146.11	TOP SURFACE OF MONUMENT LOCATED ON THE SOUTHWEST QUARTER OF WEST PINE STREET AND SOUTH HICKORY STREET
BM 2	146.42	TOP SURFACE OF MONUMENT LOCATED NORTH OF THE PARKING LOT FOR SOUTH HICKORY STREET

- LEGEND**
- Sanitary Sewer
  - Storm Sewer
  - Water Main
  - Gas Main
  - Electric
  - Light Pole
  - Electrical Transformer
  - Utility Pole
  - Electrical Meter
  - Electric Box
  - App Engineering Equip
  - Utility Meter
  - Utility Vault
  - Handing Very Pipe
  - Decorative Tree
  - Property Line
  - Encroachment
  - Indication Footprint
  - Fence Line
  - Brick
  - Concrete Wall
  - Sanitary Sewer
  - Water Main
  - Storm Sewer
  - Natural Gas Line
  - Communication Line
  - Electric Line
  - Fire Alarm Electric Line
  - Fire Alarm Panel
  - Appraisal Pavement
  - Concrete Footprint
  - Center Marker
  - Center Marker

- GENERAL NOTES**
- ALL UTILITIES PROVIDED BY WYER ENGINEERING, LLC. (WYER UTILITIES, L.L.C.)
  - NOTICE REFERENCE FOR THIS PLAN AND TITLE SURVEY AND MAP ARE BASED ON THE BROWN COORDINATE REFERENCE SYSTEM, NAD83, GPM17, AND THE UTM ZONE 18N.
  - ELEVATIONS ARE BASED ON THE NORTH AMERICAN DATUM OF 1983 (NAD83) DATUM.
  - SURFACE UTILITIES AND SERVICES SHOWN ON THIS MAP HAVE BEEN APPROVED BY LOCAL PUBLIC UTILITY PROVIDERS AND ACCESSORIES. PROVIDER: FUTURE PIPING AND EXISTING MAPS AND RECORDS. CHECK WITH THE LOCAL PUBLIC UTILITY PROVIDERS AND SERVICE PROVIDERS TO VERIFY THE LOCATION, DEPTH, AND SIZE OF ALL UTILITIES. IT IS THE RESPONSIBILITY OF THE CLIENT TO VERIFY THE LOCATION, DEPTH, AND SIZE OF ALL UTILITIES. IT IS THE RESPONSIBILITY OF THE CLIENT TO VERIFY THE LOCATION, DEPTH, AND SIZE OF ALL UTILITIES.
  - BEFORE EXCAVATING, APPROPRIATE UTILITY COMPANIES SHOULD BE CONTACTED FOR EXISTING UTILITIES. UNDEGROUND UTILITIES, CONTACT GROUNDWORK AT 1-800-225-5111.
  - PLANNED AND EXISTING UTILITIES SHOWN ON THIS MAP HAVE ADHERED TO ALL APPLICABLE CODES AND REGULATIONS. UNDEGROUND UTILITIES, CONTACT GROUNDWORK AT 1-800-225-5111.
  - THIS PROJECT IS SUBJECT TO ALL LOCAL AND STATE REGULATIONS AND ORDINANCES. ALL UTILITIES AND SERVICES SHOWN ON THIS MAP HAVE ADHERED TO ALL APPLICABLE CODES AND REGULATIONS.

STRUCT. #	HOW ELEV.	INLET	ELEV.	PIPE DIA.	PIPE MATERIAL
SS-1	N	146.28	146.28	18"	PVC
SS-2	N	146.28	146.28	18"	PVC
SS-3	N	146.28	146.28	18"	PVC
SS-4	N	146.28	146.28	18"	PVC
SS-5	N	146.28	146.28	18"	PVC
SS-6	N	146.28	146.28	18"	PVC
SS-7	N	146.28	146.28	18"	PVC
SS-8	N	146.28	146.28	18"	PVC
SS-9	N	146.28	146.28	18"	PVC
SS-10	N	146.28	146.28	18"	PVC

STRUCT. #	HOW ELEV.	INLET	ELEV.	PIPE DIA.	PIPE MATERIAL
SS-1	N	146.28	146.28	18"	PVC
SS-2	N	146.28	146.28	18"	PVC
SS-3	N	146.28	146.28	18"	PVC
SS-4	N	146.28	146.28	18"	PVC
SS-5	N	146.28	146.28	18"	PVC
SS-6	N	146.28	146.28	18"	PVC
SS-7	N	146.28	146.28	18"	PVC
SS-8	N	146.28	146.28	18"	PVC
SS-9	N	146.28	146.28	18"	PVC
SS-10	N	146.28	146.28	18"	PVC

**WYER ENGINEERING**

PREPARED BY: 300 EAST FRONT STREET, MOUNT PLEASANT, WI 53552, WWW.WYERENGINEERING.COM

PREPARED FOR: ST. AUGUSTINE UNIVERSITY PARISH, 135 SOUTH HICKORY STREET, PLATTEVILLE, WI 53589

SURVEYED BY: MAL/DZ  
DRAWN BY: ANV  
APPROVED BY: WYV

ST. AUGUSTINE CHAPEL  
CITY OF PLATTEVILLE, GRANT COUNTY, WI  
DATE TISS: 09/05/2023

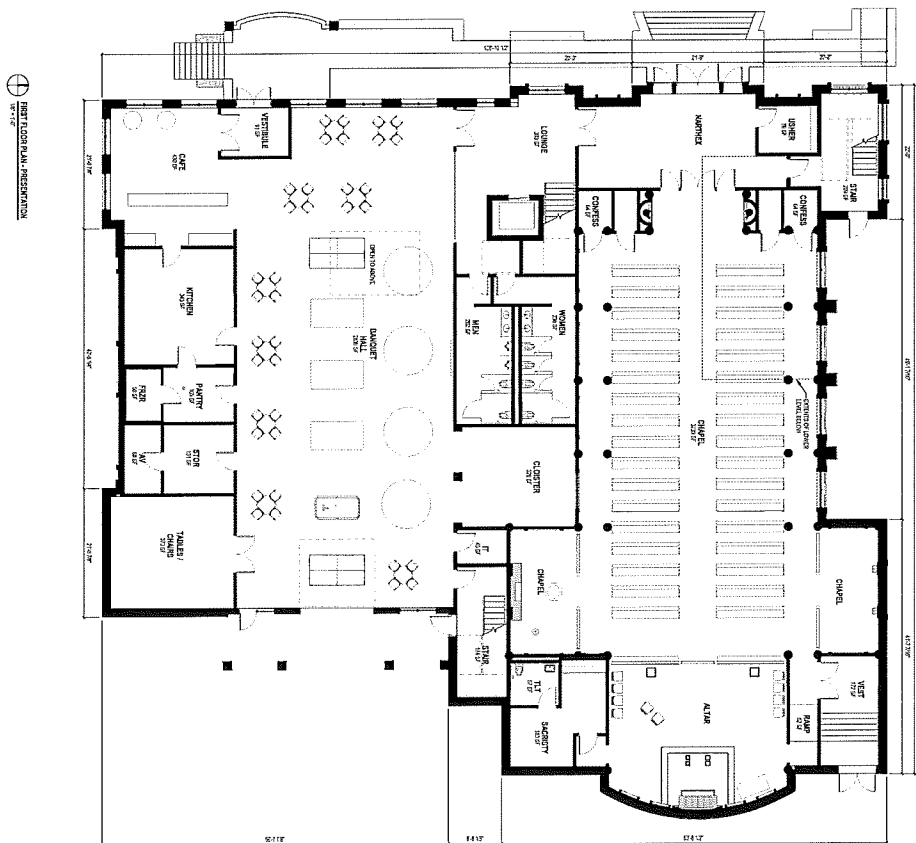
Revision:  
No. Date Description

Graphic Scale: 0' 5' 10' 15'

Wyer Number: 23-1095  
Set Type: TDPD MAP  
Date Issued: 09/05/2023  
Sheet Number: V-001







NOT FOR CONSTRUCTION  
© 2023 PLUNKETT RAYSICH ARCHITECTS, LLP

A201

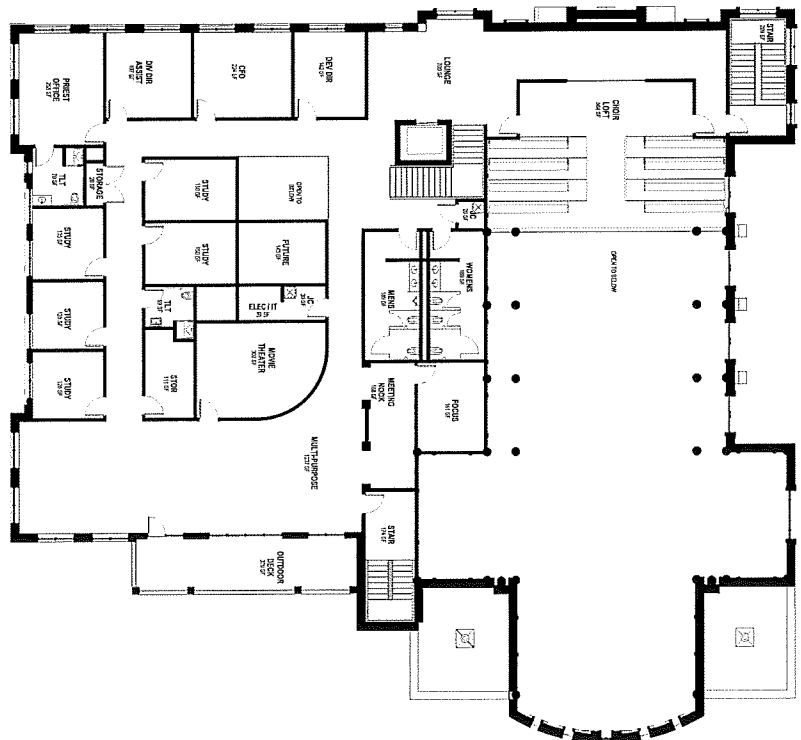
DATE: 09/05/24  
 DRAWN BY: J. B. BROWN  
 CHECKED BY: J. B. BROWN  
 PROJECT: ST. AUGUSTINE CHAPEL + NEWMAN CENTER  
 PREPARED BY: PLUNKETT RAYSICH ARCHITECTS, LLP

ST. AUGUSTINE CHAPEL + NEWMAN CENTER  
 135 S. HICKORY ST. PLATTEVILLE, WI

pra  
 PLUNKETT RAYSICH  
 ARCHITECTS, LLP

300 South State Street, Milwaukee, WI 53224 414.223.8388  
 225 North LaSalle Street, Suite 200, Madison, WI 53703 608.261.2222  
 100 West Center Street, 2nd Floor, Madison, WI 53703 608.261.2222  
 300 North LaSalle Street, 2nd Floor, Madison, WI 53703 608.261.2222

⊕ SECOND FLOOR PLAN - PRESENTATION



NOT FOR CONSTRUCTION  
© 2020 FLUKETT PAVENHART ARCHITECTS, LLP

A202

PRESENTATION SECOND FLOOR PLAN

ST. AUGUSTINE CHAPEL + NEWMAN CENTER  
135 S. HECKORY ST. PLATTEVILLE, WI

prad  
FLUKETT PAVENHART  
ARCHITECTS, LLP

25 North Water Street, Suite 200, Platteville, WI 53589  
202-233-1111  
www.flukett-pavenhart.com





