

# THE CITY OF PLATTEVILLE, WISCONSIN

## COMMON COUNCIL AGENDA

PUBLIC NOTICE is hereby given that a regular meeting of the Common Council of the City of Platteville shall be held on Tuesday, April 14, 2026, at 6:00 PM in the Council Chambers at 75 North Bonson Street, Platteville, WI.

**\*Please note - this meeting will be held in-person.**

**The following link can be used to view the livestream of the meeting:**

<https://us02web.zoom.us/j/89465034744>

### I. CALL TO ORDER

### II. ROLL CALL

### III. CONSIDERATION OF CONSENT AGENDA – The following items may be approved on a single motion and vote due to their routine nature or previous discussion. Please indicate to the Council President if you would prefer separate discussion and action.

- A. Council Minutes – 3/24/26 Regular, 3/31/26 Special
- B. Payment of Bills
- C. Financial Report – March
- D. Appointments to Boards and Commissions
- E. Licenses
  - 1. One-Year and Two-Year Operator License to Sell/Serve Alcohol
  - 2. Taxi Driver Licenses
- F. Permits
  - 1. Run/Walk – Platteville Kiwanis for Kiwanis Run for Badger Camp on Saturday, May 30 from 9:00 A.M. to 11:00 A.M. at Mound View Park
  - 2. Street Closing – West Mineral Street from Park Place to Chestnut Street for Community First Bank Pork Sandwich Event on Thursday, April 30 from 10:00 A.M. to 2:00 P.M.

### IV. CITIZENS' COMMENTS, OBSERVATIONS and PETITIONS, if any – Please limit comments to no more than five minutes.

### V. REPORTS

- A. Board/Commission/Committee Minutes (Council Representative)
  - 1. Museum Board (Badger) 1/21/26, 2/18/26
  - 2. Police & Fire Commission (Kopp) 2/3/26
  - 3. Parks, Forestry, & Recreation Committee (Gates) 2/16/26
  - 4. Commission on Aging (Kopp) 2/23/26
  - 5. Water & Sewer Commission (Daus, Badger, McFall) 3/11/26
- B. Other Reports
  - 1. Water and Sewer Financial Report – March
  - 2. Airport Financial Report – March
  - 3. Department Progress Reports
  - 4. Draft 2025 Financial Statements

## VI. ACTION

- A. East Main Street Project [3/24/26]
- B. Contract 13-26 – Rountree Branch Streambank Repair [3/24/26]

## VII. INFORMATION AND DISCUSSION

- A. Contract 7-26 – Street Maintenance (Thin Overlays)
- B. 2025 Budget Carryovers to 2026, Budget Amendment #1
- C. Boards, Commissions, and Committees Terms of Office [3/24/26]
- D. Comprehensive Plan Update
- E. Council Organizational Meeting Followed by Strategic Planning Workshop on Tuesday, April 21 at 4:30 P.M.

## VIII. ADJOURNMENT

**\*Please note - this meeting will be held in-person.**

Please click the link below to join the webinar to view the livestream:

<https://us02web.zoom.us/j/89465034744>

or visit [zoom.us](https://zoom.us), select "Join a Meeting" and enter the Webinar ID: 894 6503 4744

Connect by phone:

877 853 5257 (Toll Free) or

888 475 4499 (Toll Free)

Webinar ID: 894 6503 4744

*If your attendance requires special accommodation, write City Clerk, P.O. Box 780, Platteville, WI 53818 or call (608) 348-9741 Option 6.*

**THE CITY OF PLATTEVILLE, WISCONSIN  
COUNCIL SUMMARY SHEET**

**COUNCIL SECTION:  
CONSIDERATION OF  
CONSENT AGENDA  
ITEM NUMBER:  
III.**

**TITLE:  
Council Minutes, Payment of Bills, Financial Reports,  
Appointment to Boards and Commissions, Licenses, and  
Permits**

**DATE:  
April 14, 2026**

**VOTE REQUIRED:  
Majority**

**PREPARED BY: Craig Stout, City Clerk**

**Description:**

The following items may be approved on a single motion and vote due to their routine nature or previous discussion. Please indicate to the Council President if you would prefer separate discussion and action.

**Budget/Fiscal Impact:**

None

**Sample Affirmative Motion:**

*"I move to approve all items listed under Consent Agenda."*

**Attachments:**

- Council Minutes
- Payment of Bills
- Financial Reports
- Appointments to Boards and Commissions
- Licenses
- Permits

**PLATTEVILLE COMMON COUNCIL PROCEEDINGS**  
**March 24, 2026**

The regular meeting of the Common Council of the City of Platteville was called to order by Council President Barbara Daus at 6:00 PM in the Council Chambers of the Municipal Building.

**ROLL CALL**

Present: Barbara Daus, Kathy Kopp, Lynne Parrott, Steven Badger, Bob Gates, Tony McFall, and Brian Whisenant

Excused: none

**WORK SESSION/DISCUSSION**

- A. *230 E. Main Street Structural Inspection and Real Estate/Relocation* - Director of Public Works Howard Crofoot gave a history of the E. Main Street project from 2022 up to this point. Since Director Crofoot's last update on the E. Main Street project in February, the Local Small Structures Improvement Program (LSSIP) has become available that could pay for 90% of the cost of replacing the Water/Pine Street culvert. If an application for this grant was successful, the resulting project could increase the size of the Water/Pine culvert and move the problem to the open area behind the new floral shop. Director Crofoot also shared that he received the final contamination analysis report, which shows that the contamination is localized near the former gas stations at Water Street. Estimates of \$200,000 for hazardous waste removal are based on the estimated amount of contamination and the costs charged in recent DOT projects. Michael Martens, an engineer from Jewell Associates gave a brief update on his structural report of 230 E. Main Street. Martens and Jewell Associates performed a structural inspection of 230 E. Main Street to evaluate whether the structure could withstand the demolition of 250 E. Main Street and the associated construction activities on East Main Street. Martens reported that he believes 230 E. Main Street could withstand 250 E. Main Street being demolished. The report indicates that the brick veneer on the eastern exterior wall of 230 E. Main Street—visible above the roofline of 250 E. Main—may not extend beneath the roof line of 250 E. Main Street to the ground. If this condition is confirmed, the brick veneer on 230 E. Main Street would need to be extended to the ground following the demolition of 250 E. Main Street. If the veneer does extend from roof to ground, the east wall of 230 E. Main Street may still require preparation and/or support once exposed. Staff have proposed a contingency of \$200,000 to be added to the 2027 budget to account for either of these conditions. Kathy Rudolph and Laura Humphrey gave an update and answered questions about real estate acquisition relocation payments. Rudolph explained that both the tenants at 250 E. Main Street and the building owner may both be eligible for relocation payments. Relocation payments are separate from the real estate acquisition. Relocation payments are actual, reasonable and necessary payments used to help tenants move to other sites based on a 48 month period per Wisconsin law. Rudolph said they are working off worst case scenarios for their estimate of \$554,000 which is broken up among relocation payments, and professional services. Alderperson Whisenant asked for specific state and federal laws that require relocation payments and a specific breakdown of what money will be spent on. Ellery Schaffer, the Project Manager for Jewell Associates answered questions about the project involving traffic/access and timing of the project. Director Crofoot will confirm amounts being charged to Water and Sewer vs what is being charged to Streets for lead contamination removal.

## PUBLIC HEARING

- A. *Rezoning – 715 Rountree Avenue* - Community Development Director Joe Carroll presented rezoning request for the property at 715 Rountree Avenue. The property is located on the southeast corner of Rountree Avenue and Gridley Avenue. The property is currently vacant. The applicant would like to change the zoning of the property to allow for the construction of multi-family housing. The property is a 0.31-acre (13,480 square foot) parcel with 168 feet of frontage on Gridley Avenue and 80 feet of frontage on Rountree Avenue. The property is served by City utilities in the adjacent street right-of-way. The neighborhood is a combination of single-family residential, duplex residential, multi-family residential, and nearby commercial businesses along Water Street and Business Highway 151. The property is zoned R-2 One & Two-Family Residential, which allows single-family or duplex structures, but does not allow buildings with 3 or more units. The applicant has submitted a request to rezone the property to R-3 Multi-Family Residential, which allows single-family, duplex and multi-family uses. The applicant would like to construct either two 3-unit buildings, or one 6-unit building on the property. The current zoning does not allow that use, but the proposed zoning does. The applicant was present, but no questions were asked. Director Carroll took questions from Council. Motion by Kopp, second by Parrott to close the public hearing. Motion carried 7-0 on a roll call vote. Motion by Kopp, second by Parrott to approve rezoning the property at 715 Rountree Avenue to R-3 Multi-Family Residential. Motion carried 7-0 on a roll call vote.

## CONSIDERATION OF CONSENT AGENDA

Motion by Gates, second by Whisenant to approve the consent agenda as follows: Council Minutes-3/10/26; Regular Payment of Bills totaling \$1,214,233.97; Appointments to Boards and Commissions: none; Two-Year Operator License-Heidi Dyas-McBeth, Isabella J Eibenholz, Trista D Rucker, Anton T Wallace; Temporary Class “B” to serve Fermented Malt Beverages- Friends of Our Gallery at 120 W Main Street on Friday, May 15, from 4:00 PM to 7:00 PM for Artist Reception; Temporary Class “B” to serve Fermented Malt Beverages- Friends of Our Gallery at 120 W Main Street on Friday, June 26, from 4:00 PM to 7:00 PM for Artist Reception; Temporary Class “B” to serve Fermented Malt Beverages- Friends of Our Gallery at 120 W Main Street on Friday, August 14, from 4:00 PM to 7:00 PM for Artist Reception; Banner Permit- Platteville Dairy Days advertising August 14-September 25; Banner Permit- Veterans of Foreign Wars October 31-November 15. Motion carried 7-0 on a roll call vote.

## CITIZENS’ COMMENTS, OBSERVATIONS AND PETITIONS, if any.

Fire Chief Ryan Simmons gave an update on the March 29<sup>th</sup> Platteville Fire Department pancake breakfast fundraiser. Alderperson Badger gave an update on the Mining and Rollo Jamison Museums pasty sale fundraiser.

## REPORTS

- A. Board/Commission/Committee Minutes-. Library Board, Airport Commission, Water & Sewer Commission

## ACTION

- A. *Contract 8-26 – Highway Painting* Motion by Badger, second by Kopp, to award Contract 8-26, Highway Painting with Alternates A, B and C to Century Traffic at the bid price of \$50,076.65. Motion carried 7-0 on a roll call vote.

## INFORMATION AND DISCUSSION

- A. *Award of Contract 13-26 Rountree Branch Streambank Restoration* - Director of Public Works Howard Crofoot presented. The base bid for this project is to conduct streambank stabilization with rip rap and turf reinforcement matting in three locations along the Rountree Branch. The three locations include: Site 1: Near Delta 3 Engineering: This location has eroded to nearly the trail surface. This has caused shifting in the trail and cracking in the trail surface. The project will slope and rip rap the streambank, plus replace the damaged trail surface with new concrete. Concrete was selected due to the small amount of trail to be replaced and the relative cost of getting the proper asphalt paving equipment to do the work. Sites 2 and 3: Along the trail northeast of the first railroad bridge northeast of East Mineral Street. There are two oxbows in the stream that come very close to the trail. The intent is to slope and rip rap the streambank to protect the trail from possible erosion. There is an Alternate Bid to repair an area near the Back Bar at Uno's. This area has eroded to an extent that there is a hole developing along the south side of the trail near the stream. If awarded, the project would rip rap and stabilize the bank and repair the trail. The low bidder is R&T Voegeli. This firm has done sidewalk repair contracts in 2024 and 2025. The 2025 Capital Improvement Program budgeted \$200,000 to complete this project. Of this amount, \$100,000.00 is allocated in the City Capital Improvement Plan budget and \$100,000.00 is allocated from a DNR grant. When you remove the Engineering allocation of \$30,000, it leaves approximately \$170,000 for construction. The low bidder is R&T Voegeli with a base bid of \$38,005.00. Dan Dreessens of Delta 3 confirmed that the bid price was correct. The Alternate Bid for work at the Back Bar is \$11,255.00. The total with the Alternate Bid is \$49,260.00. This bid is under budget. Director Crofoot confirmed that the DNR said we could add locations since we are under budget. Staff recommends awarding Contract 13-26 Rountree Branch Streambank Repair with Alternate A to R&T Voegeli for \$49,260.00.
- B. *2026 - 2028 Governmental Responsibility for Runoff Management Grants* - Director of Public Works Howard Crofoot presented Every even year, the Wisconsin DNR accepts grant applications for certain environmental projects. These projects must be completed by the end of the second year after award. The goal for this type of project is to reduce streambank erosion through the use of vegetation, rip-rap or other methods. The maximum award for this type of project is \$150,000 matching grant toward a \$300,000 project. In 2020, 2022 and 2024, the City received matching funds for streambank repairs. On the enclosed map the 2020 sites are in red, the 2022 sites are in green, and the 2024 sites that were just discussed in the previous agenda item are in blue. Staff are reviewing sites for potential locations for the 2026 grant request. This grant request is due April 15 of every even year. One requirement is that the governing body of the local government requesting the grant submit a Resolution acknowledging the submission and pledging the local match funding. This would designate up to \$150,000 in CIP funds from the approximately \$750,000 discretionary funds in the CIP for 2028. This may require other projects, such as vehicle replacements to be deferred. Director Crofoot said that this grant may not even need to be submitted depending on what happens with Contract 13-26. The Common Council may consider the attached Resolution
- C. *Boards, Commissions, and Committees Terms of Office* - Parks and Recreation Director Robert Lowe gave a review of the City of Platteville's Boards, Commissions, and Committees, including current term lengths, composition requirements, and applicable ordinance or statutory citations. Director Lowe stated that the Parks, Forestry, and Recreation Committee (PFRC) recommend that

the Council consider adjustments to the tenure of their committee appointments. Director Lowe noted that during his research he wanted to provide a broader scope of the City's Boards, Commissions, and Committees (BCCs). Most committee structures are established by city ordinance, any adjustment to member tenure will require a formal ordinance change. Rather than addressing these requests through "piecemeal" updates, Director Lowe is proposing that the Council review all committees and tenures collectively. At this time, this item is presented for information and discussion only. It is Director Lowe's hope to present two proposals at the next Council meeting regarding virtual attendance by committee members and a specific change to PFRC to allow for two consecutive terms without a one-year absence. Council President Daus requested information about what state statute requires in terms of possibly combining boards/commissions, how alternates should be used and terms requirements.

Motion by Badger, second by Whisenant to go into a Closed Session and adjourn from Closed Session. Motion carried 7-0 on a roll call vote.

CLOSED SESSION per Wisconsin 19.85(1)(c) – Considering employment, promotion, compensation or performance evaluation data of any public employee over which the governmental body has jurisdiction or exercises responsibility – Discuss City Manager Candidates

ADJOURNMENT

The meeting was adjourned at 9:30 PM.

Respectfully submitted,

Craig Stout, City Clerk

**PLATTEVILLE COMMON COUNCIL PROCEEDINGS**  
**March 31, 2026**

The special meeting of the Common Council of the City of Platteville was called to order by Council President Barbara Daus at 6:00 P.M. in the Council Chambers of the Municipal Building.

**ROLL CALL**

Present: Barbara Daus, Bob Gates, Kathy Kopp, Brian Whisenant, Steven Badger, Tony McFall, and Lynne Parrott  
Excused: none

Motion by Badger, second by Whisenant, to go into a Closed Session. Motion carried 7-0 on a roll call vote.

CLOSED SESSION - per Wisconsin Statute 19.85(1)(c) - Considering employment, promotion, compensation or performance evaluation data of any public employee over which the governmental body has jurisdiction or exercises responsibility – Discuss City Manager candidates.

Motion by Badger, second by Kopp, to adjourn Closed Session. Motion carried 7-0 on a roll call vote.

**ADJOURNMENT**

Motion by Badger, second by Gates, to adjourn. Motion carried 6-0 on a roll call vote. The meeting was adjourned at 5:33 P.M.

Respectfully submitted,

Mark Rohloff, Interim City Manager

## SCHEDULE OF BILLS

### MOUND CITY BANK:

3/20/2026	Schedule of Bills (ACH payments)	11370-11375	\$	146,159.84
3/20/2026	Schedule of Bills	79912-79913	\$	274.61
3/20/2026	Payroll (ACH Deposits)	1009536-1009652	\$	251,259.51
3/26/2026	VOID	79969	\$	(450.00)
3/27/2026	Schedule of Bills (ACH payments)	11376-11378	\$	9,569.05
3/27/2026	Schedule of Bills	79973-79974	\$	145.45
3/31/2026	Schedule of Bills (ACH payments)	11379	\$	39,800.00
4/3/2026	Schedule of Bills (ACH payments)	11380-11383	\$	61,559.78
4/3/2026	Schedule of Bills	79975-79977	\$	38,587.09
4/3/2026	Payroll (ACH Deposits)	1009653-1009786	\$	227,554.57
4/8/2026	Schedule of Bills (ACH payments)	11384-11443	\$	958,486.45
4/8/2026	Schedule of Bills	79866-80038	\$	623,144.90
	(W/S Bills amount paid with City Bills)		\$	(237,382.22)
	(W/S Payroll amount paid with City Payroll)		\$	<u>(73,132.15)</u>
	Total		\$	2,045,576.88

GL Period	Check Issue Date	Check Number	Payee	Description	Invoice Number	Invoice Seq	Invoice Amount	Check Amount	
<b>11370</b>									
03/26	03/20/2026	11370	AFLAC	MONTHLY PREMIUMS A	PR0228261	1	413.23	413.23	M
03/26	03/20/2026	11370	AFLAC	MONTHLY PREMIUMS A	PR0228261	2	146.00	146.00	M
03/26	03/20/2026	11370	AFLAC	MONTHLY PREMIUMS A	PR0314261	1	413.23	413.23	M
03/26	03/20/2026	11370	AFLAC	MONTHLY PREMIUMS A	PR0314261	2	146.00	146.00	M
Total 11370:								1,118.46	
<b>11371</b>									
03/26	03/20/2026	11371	INTERNAL REVENUE SE	FEDERAL INCOME TAX S	PR0314261	1	14,772.95	14,772.95	M
03/26	03/20/2026	11371	INTERNAL REVENUE SE	FEDERAL INCOME TAX S	PR0314261	2	14,772.95	14,772.95	M
03/26	03/20/2026	11371	INTERNAL REVENUE SE	FEDERAL INCOME TAX	PR0314261	3	3,454.94	3,454.94	M
03/26	03/20/2026	11371	INTERNAL REVENUE SE	FEDERAL INCOME TAX	PR0314261	4	3,454.94	3,454.94	M
03/26	03/20/2026	11371	INTERNAL REVENUE SE	FEDERAL INCOME TAX F	PR0314261	5	24,903.78	24,903.78	M
Total 11371:								61,359.56	
<b>11372</b>									
03/26	03/20/2026	11372	WI DEFERRED COMP BO	DEFERRED COMPENSAT	PR0314261	1	1,997.66	1,997.66	M
03/26	03/20/2026	11372	WI DEFERRED COMP BO	DEFERRED COMPENSAT	PR0314261	2	3,017.14	3,017.14	M
Total 11372:								5,014.80	
<b>11373</b>									
03/26	03/20/2026	11373	WI DEPT OF REVENUE	STATE INCOME TAX STA	PR0314261	1	9,391.95	9,391.95	M
Total 11373:								9,391.95	
<b>11374</b>									
03/26	03/20/2026	11374	WI SCTF	CHILD SUPPORT CHILD	PR0314261	1	371.53	371.53	M
Total 11374:								371.53	
<b>11375</b>									
03/26	03/20/2026	11375	WI RETIREMENT SYSTE	WRS RETIREMENT EER	PR0228261	1	7,639.47	7,639.47	M
03/26	03/20/2026	11375	WI RETIREMENT SYSTE	WRS RETIREMENT EER	PR0228261	2	4,856.76	4,856.76	M
03/26	03/20/2026	11375	WI RETIREMENT SYSTE	WRS RETIREMENT EER	PR0228261	3	2,217.28	2,217.28	M
03/26	03/20/2026	11375	WI RETIREMENT SYSTE	WRS RETIREMENT ERR	PR0228261	4	7,639.47	7,639.47	M
03/26	03/20/2026	11375	WI RETIREMENT SYSTE	WRS RETIREMENT ERR	PR0228261	5	9,983.30	9,983.30	M
03/26	03/20/2026	11375	WI RETIREMENT SYSTE	WRS RETIREMENT ERR	PR0228261	6	2,217.28	2,217.28	M
03/26	03/20/2026	11375	WI RETIREMENT SYSTE	WRS RETIREMENT EER	PR0314261	1	7,780.88	7,780.88	M
03/26	03/20/2026	11375	WI RETIREMENT SYSTE	WRS RETIREMENT EER	PR0314261	2	4,704.53	4,704.53	M
03/26	03/20/2026	11375	WI RETIREMENT SYSTE	WRS RETIREMENT EER	PR0314261	3	2,206.65	2,206.65	M
03/26	03/20/2026	11375	WI RETIREMENT SYSTE	WRS RETIREMENT ERR	PR0314261	4	7,780.88	7,780.88	M
03/26	03/20/2026	11375	WI RETIREMENT SYSTE	WRS RETIREMENT ERR	PR0314261	5	9,670.39	9,670.39	M
03/26	03/20/2026	11375	WI RETIREMENT SYSTE	WRS RETIREMENT ERR	PR0314261	6	2,206.65	2,206.65	M
Total 11375:								68,903.54	
<b>11376</b>									
03/26	03/27/2026	11376	CARDMEMBER SERVICE	LIBRARY CHARGES	02.03.2026	1	100.10	100.10	M
03/26	03/27/2026	11376	CARDMEMBER SERVICE	LIBRARY CHARGES	02.03.2026	2	21.64	21.64	M
03/26	03/27/2026	11376	CARDMEMBER SERVICE	FIRE DEPT CHARGES	02.03.2026	3	199.98	199.98	M
03/26	03/27/2026	11376	CARDMEMBER SERVICE	FIRE DEPT CHARGES	02.03.2026	4	12.97	12.97	M
03/26	03/27/2026	11376	CARDMEMBER SERVICE	FIRE DEPT CHARGES	02.03.2026	5	59.70	59.70	M
03/26	03/27/2026	11376	CARDMEMBER SERVICE	SENIOR CENTER CHARG	02.03.2026	6	300.64	300.64	M

GL Period	Check Issue Date	Check Number	Payee	Description	Invoice Number	Invoice Seq	Invoice Amount	Check Amount	
03/26	03/27/2026	11376	CARDMEMBER SERVICE	SENIOR CENTER CHARG	02.03.2026	7	27.96	27.96	M
03/26	03/27/2026	11376	CARDMEMBER SERVICE	CITY MANAGER SUNSHI	02.03.2026	8	57.09	57.09	M
03/26	03/27/2026	11376	CARDMEMBER SERVICE	ADMINISTRATION CHAR	02.03.2026	9	50.00	50.00	M
03/26	03/27/2026	11376	CARDMEMBER SERVICE	ADMINISTRATION CHAR	02.03.2026	10	21.09	21.09	M
03/26	03/27/2026	11376	CARDMEMBER SERVICE	INFO TECH	02.03.2026	11	79.92	79.92	M
03/26	03/27/2026	11376	CARDMEMBER SERVICE	AIRPORT	02.03.2026	12	38.00	38.00	M
03/26	03/27/2026	11376	CARDMEMBER SERVICE	PARKS CHARGE	02.03.2026	13	88.68	88.68	M
03/26	03/27/2026	11376	CARDMEMBER SERVICE	PARKS CHARGE	02.03.2026	14	468.87	468.87	M
03/26	03/27/2026	11376	CARDMEMBER SERVICE	FIRE DEPT CHARGES	02.03.2026	15	50.99	50.99	M
03/26	03/27/2026	11376	CARDMEMBER SERVICE	RECREATION CHARGES	02.03.2026	16	21.09	21.09	M
03/26	03/27/2026	11376	CARDMEMBER SERVICE	RECREATION CHARGES	02.03.2026	17	50.00	50.00	M
03/26	03/27/2026	11376	CARDMEMBER SERVICE	ENGINEERING CHARGE	02.03.2026	18	350.00	350.00	M
03/26	03/27/2026	11376	CARDMEMBER SERVICE	SUNSHINE FUND CHARG	02.03.2026	19	426.83	426.83	M
03/26	03/27/2026	11376	CARDMEMBER SERVICE	HUMAN RESOURCES	02.03.2026	20	70.00	70.00	M
03/26	03/27/2026	11376	CARDMEMBER SERVICE	POLICE DEPT CHARGES	02.03.2026	21	452.50	452.50	M
03/26	03/27/2026	11376	CARDMEMBER SERVICE	POLICE DEPT CHARGES	02.03.2026	22	98.69	98.69	M
03/26	03/27/2026	11376	CARDMEMBER SERVICE	POLICE DEPT CHARGES	02.03.2026	23	287.21	287.21	M
03/26	03/27/2026	11376	CARDMEMBER SERVICE	POLICE DEPT CHARGES	02.03.2026	24	64.26	64.26	M
03/26	03/27/2026	11376	CARDMEMBER SERVICE	LIBRARY CHARGES	02.03.2026	25	564.39	564.39	M
03/26	03/27/2026	11376	CARDMEMBER SERVICE	LIBRARY CHARGES	02.03.2026	26	37.37	37.37	M
03/26	03/27/2026	11376	CARDMEMBER SERVICE	LIBRARY CHARGES	02.03.2026	27	285.60	285.60	M
03/26	03/27/2026	11376	CARDMEMBER SERVICE	LIBRARY CHARGES	02.03.2026	28	77.77	77.77	M
03/26	03/27/2026	11376	CARDMEMBER SERVICE	SEWER DEPT CHARGES	02.03.2026	29	111.77	111.77	M
03/26	03/27/2026	11376	CARDMEMBER SERVICE	WATER DEPT CHARGES	02.03.2026	30	76.35	76.35	M
03/26	03/27/2026	11376	CARDMEMBER SERVICE	WATER DEPT CHARGES	02.03.2026	31	7.45	7.45	M
03/26	03/27/2026	11376	CARDMEMBER SERVICE	SEWER DEPT CHARGES	02.03.2026	32	2,016.34	2,016.34	M
03/26	03/27/2026	11376	CARDMEMBER SERVICE	COUNCIL CHARGES	02.03.2026	33	19.99	19.99	M
03/26	03/27/2026	11376	CARDMEMBER SERVICE	CLERK CHARGES	02.03.2026	34	65.00	65.00	M
03/26	03/27/2026	11376	CARDMEMBER SERVICE	STREET DEPT CHARGES	02.03.2026	35	32.99	32.99	M
03/26	03/27/2026	11376	CARDMEMBER SERVICE	STREET DEPT CHARGES	02.03.2026	36	38.72	38.72	M
03/26	03/27/2026	11376	CARDMEMBER SERVICE	INFO TECH	02.03.2026	37	140.00	140.00	M
03/26	03/27/2026	11376	CARDMEMBER SERVICE	MUSEUM CHARGES	02.03.2026	38	74.93	74.93	M
03/26	03/27/2026	11376	CARDMEMBER SERVICE	MUSEUM CHARGES	02.03.2026	39	10.41	10.41	M
03/26	03/27/2026	11376	CARDMEMBER SERVICE	MUSEUM CHARGES	02.03.2026	40	63.29	63.29	M
03/26	03/27/2026	11376	CARDMEMBER SERVICE	MUSEUM CHARGES	02.03.2026	41	41.12	41.12	M
03/26	03/27/2026	11376	CARDMEMBER SERVICE	MUSEUM CHARGES	02.03.2026	42	63.75	63.75	M
03/26	03/27/2026	11376	CARDMEMBER SERVICE	MUSEUM CHARGES	02.03.2026	43	6.00	6.00	M
03/26	03/27/2026	11376	CARDMEMBER SERVICE	MUSEUM CHARGES	02.03.2026	44	464.25	464.25	M

Total 11376: 7,595.70

**11377**

03/26	03/27/2026	11377	WI DEPT OF REVENUE	TIF DISTRICT ADMIN FEE	TID 2026	1	150.00	150.00	M
03/26	03/27/2026	11377	WI DEPT OF REVENUE	TIF DISTRICT ADMIN FEE	TID 2026	2	150.00	150.00	M
03/26	03/27/2026	11377	WI DEPT OF REVENUE	TIF DISTRICT ADMIN FEE	TID 2026	3	150.00	150.00	M

Total 11377: 450.00

**11378**

03/26	03/27/2026	11378	MADISON NATIONAL LIF	DISABILITY INSURANCE-	019689 APR	1	4.55	4.55	
03/26	03/27/2026	11378	MADISON NATIONAL LIF	DISABILITY INSURANCE-	019689 APR	2	20.54	20.54	
03/26	03/27/2026	11378	MADISON NATIONAL LIF	DISABILITY INSURANCE-	019689 APR	3	20.27	20.27	
03/26	03/27/2026	11378	MADISON NATIONAL LIF	DISABILITY INSURANCE-	019689 APR	4	13.65	13.65	
03/26	03/27/2026	11378	MADISON NATIONAL LIF	DISABILITY INSURANCE-	019689 APR	5	24.02	24.02	
03/26	03/27/2026	11378	MADISON NATIONAL LIF	DISABILITY INSURANCE-	019689 APR	6	34.64	34.64	
03/26	03/27/2026	11378	MADISON NATIONAL LIF	DISABILITY INSURANCE-	019689 APR	7	26.74	26.74	

GL Period	Check Issue Date	Check Number	Payee	Description	Invoice Number	Invoice Seq	Invoice Amount	Check Amount	
03/26	03/27/2026	11378	MADISON NATIONAL LIF	DISABILITY INSURANCE-	019689 APR	8	550.14	550.14	
03/26	03/27/2026	11378	MADISON NATIONAL LIF	DISABILITY INSURANCE-	019689 APR	9	49.35	49.35	
03/26	03/27/2026	11378	MADISON NATIONAL LIF	DISABILITY INSURANCE-	019689 APR	10	23.00	23.00	
03/26	03/27/2026	11378	MADISON NATIONAL LIF	DISABILITY INSURANCE-	019689 APR	11	110.91	110.91	
03/26	03/27/2026	11378	MADISON NATIONAL LIF	DISABILITY INSURANCE-	019689 APR	12	2.81	2.81	
03/26	03/27/2026	11378	MADISON NATIONAL LIF	DISABILITY INSURANCE-	019689 APR	13	11.21	11.21	
03/26	03/27/2026	11378	MADISON NATIONAL LIF	DISABILITY INSURANCE-	019689 APR	14	29.67	29.67	
03/26	03/27/2026	11378	MADISON NATIONAL LIF	DISABILITY INSURANCE-	019689 APR	15	23.44	23.44	
03/26	03/27/2026	11378	MADISON NATIONAL LIF	DISABILITY INSURANCE-	019689 APR	16	124.95	124.95	
03/26	03/27/2026	11378	MADISON NATIONAL LIF	DISABILITY INSURANCE-	019689 APR	17	46.31	46.31	
03/26	03/27/2026	11378	MADISON NATIONAL LIF	DISABILITY INSURANCE-	019689 APR	18	36.52	36.52	
03/26	03/27/2026	11378	MADISON NATIONAL LIF	DISABILITY INSURANCE-	019689 APR	19	55.88	55.88	
03/26	03/27/2026	11378	MADISON NATIONAL LIF	DISABILITY INSURANCE-	019689 APR	20	5.12	5.12	
03/26	03/27/2026	11378	MADISON NATIONAL LIF	DISABILITY INSURANCE-	019689 APR	21	2.30	2.30	
03/26	03/27/2026	11378	MADISON NATIONAL LIF	DISABILITY INSURANCE-	019689 APR	22	33.36	33.36	
03/26	03/27/2026	11378	MADISON NATIONAL LIF	DISABILITY INSURANCE-	019689 APR	23	124.04	124.04	
03/26	03/27/2026	11378	MADISON NATIONAL LIF	DISABILITY INSURANCE-	019689 APR	24	149.93	149.93	
Total 11378:								1,523.35	
<b>11379</b>									
03/26	03/31/2026	11379	DEPOSITORY TRUST/CL	04.01.26 DEBT INTEREST	04.01.2026	1	3,625.00	3,625.00	M
03/26	03/31/2026	11379	DEPOSITORY TRUST/CL	04.01.26 DEBT INTEREST	04.01.2026	2	16,425.00	16,425.00	M
03/26	03/31/2026	11379	DEPOSITORY TRUST/CL	04.01.26 DEBT INTEREST	04.01.2026	3	19,750.00	19,750.00	M
Total 11379:								39,800.00	
<b>11380</b>									
04/26	04/03/2026	11380	INTERNAL REVENUE SE	FEDERAL INCOME TAX S	PR0328261	1	13,277.87	13,277.87	M
04/26	04/03/2026	11380	INTERNAL REVENUE SE	FEDERAL INCOME TAX S	PR0328261	2	13,277.87	13,277.87	M
04/26	04/03/2026	11380	INTERNAL REVENUE SE	FEDERAL INCOME TAX	PR0328261	3	3,105.31	3,105.31	M
04/26	04/03/2026	11380	INTERNAL REVENUE SE	FEDERAL INCOME TAX	PR0328261	4	3,105.31	3,105.31	M
04/26	04/03/2026	11380	INTERNAL REVENUE SE	FEDERAL INCOME TAX F	PR0328261	5	15,811.87	15,811.87	M
Total 11380:								48,578.23	
<b>11381</b>									
04/26	04/03/2026	11381	WI DEFERRED COMP BO	DEFERRED COMPENSAT	PR0328261	1	1,839.21	1,839.21	M
04/26	04/03/2026	11381	WI DEFERRED COMP BO	DEFERRED COMPENSAT	PR0328261	2	3,083.39	3,083.39	M
Total 11381:								4,922.60	
<b>11382</b>									
04/26	04/03/2026	11382	WI DEPT OF REVENUE	STATE INCOME TAX STA	PR0328261	1	7,687.42	7,687.42	M
Total 11382:								7,687.42	
<b>11383</b>									
04/26	04/03/2026	11383	WI SCTF	CHILD SUPPORT CHILD	PR0328261	1	371.53	371.53	M
Total 11383:								371.53	
<b>11384</b>									
04/26	04/08/2026	11384	WI DEPT OF REVENUE	SALES TAX-AIRPORT	MAR 2026	1	507.79	507.79	M
04/26	04/08/2026	11384	WI DEPT OF REVENUE	SALES TAX-POLICE DEP	MAR 2026	2	4.94	4.94	M
04/26	04/08/2026	11384	WI DEPT OF REVENUE	SALES TAX-LIBRARY	MAR 2026	3	26.88	26.88	M

GL Period	Check Issue Date	Check Number	Payee	Description	Invoice Number	Invoice Seq	Invoice Amount	Check Amount	
04/26	04/08/2026	11384	WI DEPT OF REVENUE	SALES TAX-PARK CAMPI	MAR 2026	4	51.60	51.60	M
04/26	04/08/2026	11384	WI DEPT OF REVENUE	SALES TAX-RECREATION	MAR 2026	5	8.00	8.00	M
04/26	04/08/2026	11384	WI DEPT OF REVENUE	SALES TAX-SHELTER RE	MAR 2026	6	20.64	20.64	M
04/26	04/08/2026	11384	WI DEPT OF REVENUE	SALES TAX-BROSKE CTR	MAR 2026	7	356.07	356.07	M
Total 11384:								975.92	
<b>11385</b>									
04/26	04/08/2026	11385	COMELEC INTERNET SE	WELL 5 INTERNET	557489	1	78.03	78.03	M
Total 11385:								78.03	
<b>11386</b>									
04/26	04/08/2026	11386	ENTERPRISE FLEET MA	ENTERPRISE FLEET LEA	FBN5617661	1	3,839.58	3,839.58	M
04/26	04/08/2026	11386	ENTERPRISE FLEET MA	ENTERPRISE FLEET LEA	FBN5617661	2	2,091.96	2,091.96	M
04/26	04/08/2026	11386	ENTERPRISE FLEET MA	ENTERPRISE FLEET LEA	FBN5617661	3	230.03	230.03	M
04/26	04/08/2026	11386	ENTERPRISE FLEET MA	ENTERPRISE FLEET LEA	FBN5617661	4	230.03	230.03	M
04/26	04/08/2026	11386	ENTERPRISE FLEET MA	ENTERPRISE FLEET LEA	FBN5617661	5	475.57	475.57	M
04/26	04/08/2026	11386	ENTERPRISE FLEET MA	ENTERPRISE FLEET LEA	FBN5617661	6	398.28	398.28	M
04/26	04/08/2026	11386	ENTERPRISE FLEET MA	ENTERPRISE FLEET LEA	FBN5617661	7	398.28	398.28	M
04/26	04/08/2026	11386	ENTERPRISE FLEET MA	ENTERPRISE FLEET LEA	FBN5617661	8	645.21	645.21	M
04/26	04/08/2026	11386	ENTERPRISE FLEET MA	ENTERPRISE FLEET LEA	FBN5617661	9	307.12	307.12	M
04/26	04/08/2026	11386	ENTERPRISE FLEET MA	ENTERPRISE FLEET LEA	FBN5617661	10	307.12	307.12	M
04/26	04/08/2026	11386	ENTERPRISE FLEET MA	ENTERPRISE FLEET LEA	FBN5617661	11	382.96	382.96	M
04/26	04/08/2026	11386	ENTERPRISE FLEET MA	ENTERPRISE FLEET LEA	FBN5617661	12	382.95	382.95	M
04/26	04/08/2026	11386	ENTERPRISE FLEET MA	ENTERPRISE FLEET LEA	FBN5617661	13	710.20	710.20	M
Total 11386:								10,399.29	
<b>11387</b>									
04/26	04/08/2026	11387	ACCESS SYSTEMS	MUSEUM PRINTER/SCAN	INV1963532	1	33.69	33.69	
04/26	04/08/2026	11387	ACCESS SYSTEMS	COPIES - PD	INV1963533	1	93.10	93.10	
Total 11387:								126.79	
<b>11388</b>									
04/26	04/08/2026	11388	ALLEGIANT OIL LLC	GASOLINE	0172609	1	2,469.34	2,469.34	
04/26	04/08/2026	11388	ALLEGIANT OIL LLC	DIESEL FUEL	0172610	1	1,606.50	1,606.50	
04/26	04/08/2026	11388	ALLEGIANT OIL LLC	GASOLINE - UWP	0172611	1	1,061.35	1,061.35	
04/26	04/08/2026	11388	ALLEGIANT OIL LLC	GASOLINE - UWP	0172942	1	1,492.30	1,492.30	
04/26	04/08/2026	11388	ALLEGIANT OIL LLC	MUSEUM - GAS FOR TRA	0173407	1	337.87	337.87	
04/26	04/08/2026	11388	ALLEGIANT OIL LLC	DIESEL FUEL - UWP	0173422	1	1,906.08	1,906.08	
04/26	04/08/2026	11388	ALLEGIANT OIL LLC	GASOLINE - UWP	0173820	1	1,475.05	1,475.05	
04/26	04/08/2026	11388	ALLEGIANT OIL LLC	GASOLINE	0173888	1	3,112.20	3,112.20	
04/26	04/08/2026	11388	ALLEGIANT OIL LLC	DIESEL FUEL	0173889	1	2,670.00	2,670.00	
Total 11388:								16,130.69	
<b>11389</b>									
04/26	04/08/2026	11389	AXLEY BRYNELSON LLP	GENERAL ATTORNEY	1053168	1	258.30	258.30	
04/26	04/08/2026	11389	AXLEY BRYNELSON LLP	TAXI ATTORNEY CHARG	1053168	2	608.00	608.00	
Total 11389:								866.30	
<b>11390</b>									
04/26	04/08/2026	11390	BAKER IRON WORKS LL	REPAIRS-WATER DEPT	88689	1	62.64	62.64	

GL Period	Check Issue Date	Check Number	Payee	Description	Invoice Number	Invoice Seq	Invoice Amount	Check Amount
Total 11390:								62.64
<b>11391</b>								
04/26	04/08/2026	11391	BILLS PLUMBING & HEAT	FURNACE REPAIR	50001	1	770.00	770.00
Total 11391:								770.00
<b>11392</b>								
04/26	04/08/2026	11392	CAPITAL SANITARY SUP	REPAIRS TO IMOP	D168331	1	379.07	379.07
04/26	04/08/2026	11392	CAPITAL SANITARY SUP	CARPET CLEANING SUP	D168979	1	654.00	654.00
04/26	04/08/2026	11392	CAPITAL SANITARY SUP	JANITORIAL SUPPLIES	D169228	1	189.11	189.11
04/26	04/08/2026	11392	CAPITAL SANITARY SUP	BUILDINGS AND GROUN	D169462	1	42.40	42.40
04/26	04/08/2026	11392	CAPITAL SANITARY SUP	CUSTODIAL SUPPLIES	D169573	1	135.00	135.00
04/26	04/08/2026	11392	CAPITAL SANITARY SUP	TOILET PAPER	D169955	1	306.78	306.78
04/26	04/08/2026	11392	CAPITAL SANITARY SUP	JANITORIAL SUPPLIES	D169993	1	258.16	258.16
Total 11392:								1,964.52
<b>11393</b>								
04/26	04/08/2026	11393	CENGAGE LEARNING IN	CHILDREN'S BOOKS	9991025263	1	16.24	16.24
04/26	04/08/2026	11393	CENGAGE LEARNING IN	ADULT FICTION	9991025326	1	41.98	41.98
04/26	04/08/2026	11393	CENGAGE LEARNING IN	ADULT FICTION	9991025346	1	20.99	20.99
04/26	04/08/2026	11393	CENGAGE LEARNING IN	ADULT FICTION	9991025346	1	49.48	49.48
Total 11393:								128.69
<b>11394</b>								
04/26	04/08/2026	11394	CLEAR REFLECTIONS	PROFESSIONAL SERVIC	03.22.2026	1	600.00	600.00
04/26	04/08/2026	11394	CLEAR REFLECTIONS	PROFESSIONAL SERVIC	4.06.2026	1	800.00	800.00
Total 11394:								1,400.00
<b>11395</b>								
04/26	04/08/2026	11395	COMPUNET INTERNATIO	2025 KNOWBE4 LICENSE	46617	1	2,857.92	2,857.92
04/26	04/08/2026	11395	COMPUNET INTERNATIO	EXTREME SWITCHING &	46618	1	14,928.55	14,928.55
04/26	04/08/2026	11395	COMPUNET INTERNATIO	OFFICE 365 JAN-JUN 202	46619	1	14,523.60	14,523.60
04/26	04/08/2026	11395	COMPUNET INTERNATIO	OFFICE 365 JUL - DEC 20	46620	1	14,523.60	14,523.60
Total 11395:								46,833.67
<b>11396</b>								
04/26	04/08/2026	11396	DEAN, ZACH	CONFERENCE MILEAGE	02.19.2026	1	41.62	41.62
Total 11396:								41.62
<b>11397</b>								
04/26	04/08/2026	11397	DELTA 3 ENGINEERING I	STORM WATER MANAGE	24869	1	1,705.00	1,705.00
04/26	04/08/2026	11397	DELTA 3 ENGINEERING I	EAST MAIN STREET - SA	24870	1	987.50	987.50
04/26	04/08/2026	11397	DELTA 3 ENGINEERING I	EAST MAIN STREET - WA	24870	2	987.50	987.50
04/26	04/08/2026	11397	DELTA 3 ENGINEERING I	ROUNTREE BRANCH ST	24871	1	7,023.75	7,023.75
04/26	04/08/2026	11397	DELTA 3 ENGINEERING I	JEFFERSON ST RECONS	24872	1	212.19	212.19
04/26	04/08/2026	11397	DELTA 3 ENGINEERING I	JEFFERSON ST RECONS	24872	2	212.18	212.18
04/26	04/08/2026	11397	DELTA 3 ENGINEERING I	JEFFERSON ST RECONS	24872	3	212.19	212.19
04/26	04/08/2026	11397	DELTA 3 ENGINEERING I	JEFFERSON ST RECONS	24872	4	212.19	212.19
04/26	04/08/2026	11397	DELTA 3 ENGINEERING I	KNOLLWOOD WAY WATE	24873	1	4,048.75	4,048.75

GL Period	Check Issue Date	Check Number	Payee	Description	Invoice Number	Invoice Seq	Invoice Amount	Check Amount
04/26	04/08/2026	11397	DELTA 3 ENGINEERING I	SIDEWALK REPAIR	24874	1	840.00	840.00
Total 11397:								16,441.25
<b>11398</b>								
04/26	04/08/2026	11398	DEMCO INC	OFFICE SUPPLIES	7784568	1	352.43	352.43
Total 11398:								352.43
<b>11399</b>								
04/26	04/08/2026	11399	ENERGENECS INC	WRRF AERATION DIFFUS	0049642-IN	1	613.21	613.21
04/26	04/08/2026	11399	ENERGENECS INC	WRRF AERATION DIFFUS	0049849-CM	1	613.21-	613.21-
04/26	04/08/2026	11399	ENERGENECS INC	WRRF AERATION DIFFUS	0050411-CM	1	420.00-	420.00-
04/26	04/08/2026	11399	ENERGENECS INC	CHLORINE REBUILD KIT	EINV005001	1	2,580.69	2,580.69
Total 11399:								2,160.69
<b>11400</b>								
04/26	04/08/2026	11400	EPIC CONSTRUCTION	PAY REQUEST # 4 FOR P	11625 #4	1	730,987.35	730,987.35
Total 11400:								730,987.35
<b>11401</b>								
04/26	04/08/2026	11401	FIRE & SAFETY EQUIP III	BROSKE CENTER - SEMI	85584	1	645.00	645.00
04/26	04/08/2026	11401	FIRE & SAFETY EQUIP III	FIRE EXTINGUISHER AN	85586	1	422.00	422.00
04/26	04/08/2026	11401	FIRE & SAFETY EQUIP III	ANNUAL SERVICE-MUSE	85587	1	98.50	98.50
04/26	04/08/2026	11401	FIRE & SAFETY EQUIP III	ANNUAL EXTINGUISHER	85589	1	281.00	281.00
Total 11401:								1,446.50
<b>11402</b>								
04/26	04/08/2026	11402	GORDON FLESCH COMP	OFFICE EQUIPMENT/MAI	IN15550403	1	109.70	109.70
Total 11402:								109.70
<b>11403</b>								
04/26	04/08/2026	11403	HAWKINS INC	CHEMICALS-WATER DEP	7372525	1	300.30	300.30
04/26	04/08/2026	11403	HAWKINS INC	CHEMICALS-WATER DEP	7372525	2	728.75	728.75
04/26	04/08/2026	11403	HAWKINS INC	CHEMICALS-WWTP CHL	7372527	1	1,395.00	1,395.00
04/26	04/08/2026	11403	HAWKINS INC	CHEMICALS-WWTP SULF	7372527	2	810.00	810.00
Total 11403:								3,234.05
<b>11404</b>								
04/26	04/08/2026	11404	HERMSEN HARDWARE P	BUILDINGS AND GROUN	18253/2	1	159.99	159.99
04/26	04/08/2026	11404	HERMSEN HARDWARE P	MAINTENANCE - SHOP	20242/2	1	251.96	251.96
04/26	04/08/2026	11404	HERMSEN HARDWARE P	CAULK	20247/2	1	35.97	35.97
04/26	04/08/2026	11404	HERMSEN HARDWARE P	MAINTENANCE - SHOP	20357/2	1	3.18	3.18
04/26	04/08/2026	11404	HERMSEN HARDWARE P	BLK POLY FILM & DUCT T	20654/2	1	24.98	24.98
04/26	04/08/2026	11404	HERMSEN HARDWARE P	SHOP	20682/2	1	10.99	10.99
04/26	04/08/2026	11404	HERMSEN HARDWARE P	TOOLS	20794/2	1	21.99	21.99
04/26	04/08/2026	11404	HERMSEN HARDWARE P	MAINTENANCE - SHOP	20823/2	1	1.64	1.64
04/26	04/08/2026	11404	HERMSEN HARDWARE P	WRRF SHOP	20836/2	1	8.17	8.17
04/26	04/08/2026	11404	HERMSEN HARDWARE P	GAS COMPRESSOR	20842/2	1	5.59	5.59
04/26	04/08/2026	11404	HERMSEN HARDWARE P	WELL 5	20858/2	1	46.95	46.95
04/26	04/08/2026	11404	HERMSEN HARDWARE P	SUPPLIES	20941/2	1	57.76	57.76

GL Period	Check Issue Date	Check Number	Payee	Description	Invoice Number	Invoice Seq	Invoice Amount	Check Amount
04/26	04/08/2026	11404	HERMSEN HARDWARE P	TOOLS	20954/2	1	69.99	69.99
04/26	04/08/2026	11404	HERMSEN HARDWARE P	SHOP	20967/2	1	9.99	9.99
04/26	04/08/2026	11404	HERMSEN HARDWARE P	HOTLINES	20985/2	1	12.99	12.99
04/26	04/08/2026	11404	HERMSEN HARDWARE P	PAINT SUPPLIES	20997/2	1	34.16	34.16
04/26	04/08/2026	11404	HERMSEN HARDWARE P	BUILDINGS AND GROUN	20998/2	1	17.53	17.53
04/26	04/08/2026	11404	HERMSEN HARDWARE P	VALVE TURNER	21027/2	1	14.99	14.99
04/26	04/08/2026	11404	HERMSEN HARDWARE P	SUPPLIES	21048/2	1	21.98	21.98
04/26	04/08/2026	11404	HERMSEN HARDWARE P	MAINTENANCE - SHOP	21071/2	1	3.59	3.59
04/26	04/08/2026	11404	HERMSEN HARDWARE P	MISC SUPPLIES	21078/2	1	6.99	6.99
04/26	04/08/2026	11404	HERMSEN HARDWARE P	PLUMBING PARTS	21078/2	2	4.99	4.99
04/26	04/08/2026	11404	HERMSEN HARDWARE P	MAINTENANCE - SHOP	21081/2	1	12.75	12.75
04/26	04/08/2026	11404	HERMSEN HARDWARE P	HOTLINE PAINT	21110/2	1	139.86	139.86
04/26	04/08/2026	11404	HERMSEN HARDWARE P	MAINTENANCE - SHOP	21137/2	1	38.99	38.99
04/26	04/08/2026	11404	HERMSEN HARDWARE P	SHOP	21178/2	1	13.99	13.99
04/26	04/08/2026	11404	HERMSEN HARDWARE P	VALVE TURNER	21235/2	1	20.58	20.58
Total 11404:								1,052.54
<b>11405</b>								
04/26	04/08/2026	11405	INSPIRING COMMUNITY I	ICI GRANT WRITING ASSI	417	1	455.00	455.00
Total 11405:								455.00
<b>11406</b>								
04/26	04/08/2026	11406	J & R SUPPLY INC	BACKFLOW REBUILD KIT	2602261-IN	1	709.16	709.16
04/26	04/08/2026	11406	J & R SUPPLY INC	BACKFLOW PREVENTER	2602262-IN	1	235.00	235.00
Total 11406:								944.16
<b>11407</b>								
04/26	04/08/2026	11407	JC CROSS CO	GAS BLOWER	76797	1	3,703.00	3,703.00
Total 11407:								3,703.00
<b>11408</b>								
04/26	04/08/2026	11408	KRAEMERS WATER STO	WATER-WWTP	8706 03.31.2	1	89.75	89.75
Total 11408:								89.75
<b>11409</b>								
04/26	04/08/2026	11409	LANGE SIGN GROUP INC	SIGN FOR FIRE FACILITY	34872	1	4,623.00	4,623.00
Total 11409:								4,623.00
<b>11410</b>								
04/26	04/08/2026	11410	LV LABS WW LLC	WATER BAC-T SAMPLES	7638	1	320.00	320.00
04/26	04/08/2026	11410	LV LABS WW LLC	LAB TESTING - WWTP (M	7770	1	821.50	821.50
04/26	04/08/2026	11410	LV LABS WW LLC	WRRF TKN TESTING	7771	1	1,141.50	1,141.50
04/26	04/08/2026	11410	LV LABS WW LLC	LAB TESTING - WWTP	7772	1	86.00	86.00
Total 11410:								2,369.00
<b>11411</b>								
04/26	04/08/2026	11411	MCGRAW PEST CONTRO	PEST CONTROL-POLICE	25858	1	39.00	39.00

GL Period	Check Issue Date	Check Number	Payee	Description	Invoice Number	Invoice Seq	Invoice Amount	Check Amount
Total 11411:								39.00
<b>11412</b>								
04/26	04/08/2026	11412	MENARDS	BUILDINGS AND GROUN	58824	1	204.29	204.29
04/26	04/08/2026	11412	MENARDS	PAINT SUPPLIES CEILIN	59947	1	258.99	258.99
04/26	04/08/2026	11412	MENARDS	RETURN	59958	1	68.20-	68.20-
04/26	04/08/2026	11412	MENARDS	BROSKE CEILING	59959	1	68.20	68.20
04/26	04/08/2026	11412	MENARDS	PAINT	60052	1	23.98	23.98
04/26	04/08/2026	11412	MENARDS	BROSKE PAINT SUPPLY	60264	1	16.74	16.74
04/26	04/08/2026	11412	MENARDS	BALL FIELD IMPROVEME	60269	1	511.80	511.80
04/26	04/08/2026	11412	MENARDS	WRRF - TOOLS	60276	1	79.77	79.77
04/26	04/08/2026	11412	MENARDS	TARP	60284	1	11.59	11.59
04/26	04/08/2026	11412	MENARDS	PAINT	60324	1	16.82	16.82
04/26	04/08/2026	11412	MENARDS	PAINT BATH ROOMS	60414	1	269.80	269.80
04/26	04/08/2026	11412	MENARDS	TRUCK #44	60603	1	74.42	74.42
04/26	04/08/2026	11412	MENARDS	SHOP SUPPLY	60610	1	10.49	10.49
04/26	04/08/2026	11412	MENARDS	SUPER GLUE	60627	1	24.95	24.95
04/26	04/08/2026	11412	MENARDS	CUSTODIAL SUPPLIES	60652	1	42.77	42.77
04/26	04/08/2026	11412	MENARDS	STREET LIGHTS	60690	1	40.43	40.43
04/26	04/08/2026	11412	MENARDS	SHOP SUPPLIES	60846	1	30.96	30.96
04/26	04/08/2026	11412	MENARDS	SHOP SUPPLIES	60910	1	39.00	39.00
04/26	04/08/2026	11412	MENARDS	STAINLESS STEE CLEAN	60999	1	17.56	17.56
04/26	04/08/2026	11412	MENARDS	RETUEN	61144	1	129.99-	129.99-
04/26	04/08/2026	11412	MENARDS	HITCH FOR ROLLER	61171	1	29.99	29.99
04/26	04/08/2026	11412	MENARDS	SHOP	61223	1	19.96	19.96
04/26	04/08/2026	11412	MENARDS	RESTROOM START UP P	61279	1	111.10	111.10
04/26	04/08/2026	11412	MENARDS	LEAF RAKE	61329	1	53.76	53.76
04/26	04/08/2026	11412	MENARDS	RAKES	61330	1	26.88	26.88
04/26	04/08/2026	11412	MENARDS	ATHELTIC FIELD PAINT	61334	1	37.93	37.93
04/26	04/08/2026	11412	MENARDS	PAINT RETURN	61342	1	29.94-	29.94-
Total 11412:								1,794.05
<b>11413</b>								
04/26	04/08/2026	11413	MIDWEST ALARM SERVI	FIRE ALARM SERVICE C	10002097	1	182.88	182.88
Total 11413:								182.88
<b>11414</b>								
04/26	04/08/2026	11414	MILESTONE MATERIALS	BASE DENSE - WATER D	3500526259	1	196.93	196.93
Total 11414:								196.93
<b>11415</b>								
04/26	04/08/2026	11415	MINERS DEVELOPMENT	LIBRARY RENT	04.01.2026	1	18,333.00	18,333.00
Total 11415:								18,333.00
<b>11416</b>								
04/26	04/08/2026	11416	MONONA PLBG & FIRE P	ANNUAL FIRE SPRINKLE	2602203	1	412.00	412.00
Total 11416:								412.00
<b>11417</b>								
04/26	04/08/2026	11417	MORRISSEY PRINTING I	DOOR HANGERS & WAT	66691	1	369.90	369.90

GL Period	Check Issue Date	Check Number	Payee	Description	Invoice Number	Invoice Seq	Invoice Amount	Check Amount
04/26	04/08/2026	11417	MORRISSEY PRINTING I	OFFICE EQUIPMENT	66792	1	36.75	36.75
Total 11417:								406.65
<b>11418</b>								
04/26	04/08/2026	11418	MSA PROFESSIONAL SE	GENERATOR DESIGN	027627	1	1,090.66	1,090.66
Total 11418:								1,090.66
<b>11419</b>								
04/26	04/08/2026	11419	MULCAHY SHAW WATER	WRRF - RAS/WAS PUMP	327472	1	18,127.48	18,127.48
Total 11419:								18,127.48
<b>11420</b>								
04/26	04/08/2026	11420	NAPA AUTO PARTS	WIPER BLADE	942579	1	39.99	39.99
04/26	04/08/2026	11420	NAPA AUTO PARTS	BATTERY	943058	1	199.99	199.99
04/26	04/08/2026	11420	NAPA AUTO PARTS	WRRF SHOP	943110	1	88.98	88.98
04/26	04/08/2026	11420	NAPA AUTO PARTS	WRRF SHOP	943158	1	69.98	69.98
04/26	04/08/2026	11420	NAPA AUTO PARTS	MAINTENANCE	943223	1	6.99	6.99
Total 11420:								405.93
<b>11421</b>								
04/26	04/08/2026	11421	NCL OF WISCONSIN INC	WRRF LAB SUPPLIES	532460	1	773.11	773.11
04/26	04/08/2026	11421	NCL OF WISCONSIN INC	SPECTROMETER - WRRF	532523	1	3,303.03	3,303.03
04/26	04/08/2026	11421	NCL OF WISCONSIN INC	LAB SUPPLIES	532606	1	311.50	311.50
04/26	04/08/2026	11421	NCL OF WISCONSIN INC	WRRF LAB SUPPLIES	532962	1	779.00	779.00
04/26	04/08/2026	11421	NCL OF WISCONSIN INC	WRRF LAB SUPPLIES	533105	1	39.10	39.10
04/26	04/08/2026	11421	NCL OF WISCONSIN INC	WRRF LAB SUPPLIES	533520	1	1,370.74	1,370.74
Total 11421:								6,576.48
<b>11422</b>								
04/26	04/08/2026	11422	OREILLY AUTO PARTS	BATTERY REPLACEMEN	2324-287231	1	150.81	150.81
04/26	04/08/2026	11422	OREILLY AUTO PARTS	SHOP	2324-289168	1	41.94	41.94
04/26	04/08/2026	11422	OREILLY AUTO PARTS	TRUCK #30	2324-289739	1	202.99	202.99
04/26	04/08/2026	11422	OREILLY AUTO PARTS	SHOP	2324-289811	1	79.73	79.73
04/26	04/08/2026	11422	OREILLY AUTO PARTS	WWTP SUPPLIES	2324-290060	1	99.99	99.99
04/26	04/08/2026	11422	OREILLY AUTO PARTS	SHOP	2324-290430	1	107.94	107.94
04/26	04/08/2026	11422	OREILLY AUTO PARTS	GAS BLOWER	2324-291061	1	86.32	86.32
04/26	04/08/2026	11422	OREILLY AUTO PARTS	SHOP	2324-291667	1	209.99	209.99
Total 11422:								979.71
<b>11423</b>								
04/26	04/08/2026	11423	OYEN PLUMBING & HEAT	PARKS	7581	1	728.00	728.00
Total 11423:								728.00
<b>11424</b>								
04/26	04/08/2026	11424	PARTS AUTHORITY	SHOP	431-233720	1	171.09	171.09
04/26	04/08/2026	11424	PARTS AUTHORITY	SHOP	439-328051	1	52.58	52.58
04/26	04/08/2026	11424	PARTS AUTHORITY	SHOP	445-245127	1	52.58	52.58

GL Period	Check Issue Date	Check Number	Payee	Description	Invoice Number	Invoice Seq	Invoice Amount	Check Amount
Total 11424:								276.25
<b>11425</b>								
04/26	04/08/2026	11425	PENWORTHY CO LLC, T	CHILDREN'S BOOKS	0616684-IN	1	788.95	788.95
Total 11425:								788.95
<b>11426</b>								
04/26	04/08/2026	11426	PLATTEVILLE HOTEL PA	PROFESSIONAL SERVIC	46113	1	1,063.50	1,063.50
04/26	04/08/2026	11426	PLATTEVILLE HOTEL PA	LIBRARY UTILITIES AND	46113	2	296.00	296.00
04/26	04/08/2026	11426	PLATTEVILLE HOTEL PA	PROPERTY INSURANCE	46113	3	509.58	509.58
Total 11426:								1,869.08
<b>11427</b>								
04/26	04/08/2026	11427	PRIMADATA LLC - POSTA	POSTAGE TO MAIL BILLS	74506	1	158.63	158.63
04/26	04/08/2026	11427	PRIMADATA LLC - POSTA	POSTAGE TO MAIL BILLS	74506	2	158.62	158.62
04/26	04/08/2026	11427	PRIMADATA LLC - POSTA	POSTAGE TO MAIL BILLS	74527	1	789.77	789.77
04/26	04/08/2026	11427	PRIMADATA LLC - POSTA	POSTAGE TO MAIL BILLS	74527	2	789.77	789.77
Total 11427:								1,896.79
<b>11428</b>								
04/26	04/08/2026	11428	PRIMADATA LLC - SERVI	PRIMADATA FEES - SEW	74505	1	53.64	53.64
04/26	04/08/2026	11428	PRIMADATA LLC - SERVI	PRIMADATA FEES - WATE	74505	2	53.64	53.64
04/26	04/08/2026	11428	PRIMADATA LLC - SERVI	PRIMADATA FEES - SEW	74526	1	163.31	163.31
04/26	04/08/2026	11428	PRIMADATA LLC - SERVI	PRIMADATA FEES - WATE	74526	2	163.30	163.30
Total 11428:								433.89
<b>11429</b>								
04/26	04/08/2026	11429	PURKAPILE, KRISTINE	MEALS - TRAINING	02.10.2026	1	64.80	64.80
Total 11429:								64.80
<b>11430</b>								
04/26	04/08/2026	11430	RULE CONSTRUCTION L	CAMP STREET - WATER	3-24 #4	1	4,151.57	4,151.57
04/26	04/08/2026	11430	RULE CONSTRUCTION L	CAMP STREET - SANITAR	3-24 #4	2	5,705.53	5,705.53
Total 11430:								9,857.10
<b>11431</b>								
04/26	04/08/2026	11431	RUNNING INC	MONTHLY SHARED RIDE	32982	1	42,778.96	42,778.96
04/26	04/08/2026	11431	RUNNING INC	TAXI FARES	32982	2	16,046.00-	16,046.00-
Total 11431:								26,732.96
<b>11432</b>								
04/26	04/08/2026	11432	RURAL EXCAVATING LLC	BACKHOE-WATER DEPT	19513	1	400.00	400.00
Total 11432:								400.00
<b>11433</b>								
04/26	04/08/2026	11433	SJE	COLALUCA LS REPAIRS	CD99608351	1	2,890.85	2,890.85

GL Period	Check Issue Date	Check Number	Payee	Description	Invoice Number	Invoice Seq	Invoice Amount	Check Amount
Total 11433:								2,890.85
<b>11434</b>								
04/26	04/08/2026	11434	STRAND ASSOCIATES IN	WATER SCADA UPGRAD	0236542	1	518.62	518.62
04/26	04/08/2026	11434	STRAND ASSOCIATES IN	WASTEWATER MCC PRO	0236543	1	362.57	362.57
04/26	04/08/2026	11434	STRAND ASSOCIATES IN	WASTEWATER SCADA	0236544	1	2,950.00	2,950.00
Total 11434:								3,831.19
<b>11435</b>								
04/26	04/08/2026	11435	TRICOM INC/RADIO SHA	UPS SHIPPING-WATER D	10458612	1	32.95	32.95
04/26	04/08/2026	11435	TRICOM INC/RADIO SHA	ANTENNA PARTS	10458667	1	16.47	16.47
Total 11435:								49.42
<b>11436</b>								
04/26	04/08/2026	11436	USABLUEBOOK	FLOW GAUGE	INV0100766	1	96.04	96.04
Total 11436:								96.04
<b>11437</b>								
04/26	04/08/2026	11437	VANNATTA, ELIZABETH	CONFERENCE TRAVEL	02.19.2026	1	42.05	42.05
Total 11437:								42.05
<b>11438</b>								
04/26	04/08/2026	11438	WALMART BUSINESS	ELECTION SUPPLIES	BB02E683	1	34.85	34.85
04/26	04/08/2026	11438	WALMART BUSINESS	ELECTION SUPPLIES	D6A0C038	1	47.02	47.02
Total 11438:								81.87
<b>11439</b>								
04/26	04/08/2026	11439	WEAVER, RENEE	TAX SETTLEMENT/BINDE	02.20.2026	1	23.20	23.20
Total 11439:								23.20
<b>11440</b>								
04/26	04/08/2026	11440	WENDEL	FIRE STATION WENDEL	608901.01-2	1	10,628.39	10,628.39
Total 11440:								10,628.39
<b>11441</b>								
04/26	04/08/2026	11441	WILLIAMS, SHAUN	SHAUN BOOTS	02.20.2026	1	142.38	142.38
Total 11441:								142.38
<b>11442</b>								
04/26	04/08/2026	11442	WOOD LAW FIRM LLC	LEGAL FEES-POLICE DE	6465	1	670.24	670.24
Total 11442:								670.24
<b>11443</b>								
04/26	04/08/2026	11443	ZORN COMPRESSOR &	WRRF SAND FILTER AIR	AR025633	1	691.65	691.65

GL Period	Check Issue Date	Check Number	Payee	Description	Invoice Number	Invoice Seq	Invoice Amount	Check Amount	
Total 11443:								691.65	
<b>79866</b>									
04/26	04/08/2026	79866	WI DEPT OF JUSTICE-TI	TIME SYSTEM QUARTER	455TIME-000	1	2,295.00-	2,295.00-	V
Total 79866:								2,295.00-	
<b>79969</b>									
03/26	03/26/2026	79969	WI DEPT OF REVENUE	TIF DISTRICT ADMIN FEE	TID 2026	1	150.00-	150.00-	V
03/26	03/26/2026	79969	WI DEPT OF REVENUE	TIF DISTRICT ADMIN FEE	TID 2026	2	150.00-	150.00-	V
03/26	03/26/2026	79969	WI DEPT OF REVENUE	TIF DISTRICT ADMIN FEE	TID 2026	3	150.00-	150.00-	V
Total 79969:								450.00-	
<b>79972</b>									
03/26	03/20/2026	79972	COLLECTION SERVICES	CHILD SUPPORT CHILD	PR0314261	1	274.61	274.61	
Total 79972:								274.61	
<b>79973</b>									
03/26	03/27/2026	79973	CENTURYLINK	LIFT STATION	03.15.2026 4	1	119.63	119.63	
Total 79973:								119.63	
<b>79974</b>									
03/26	03/27/2026	79974	US CELLULAR	CELL PHONE CHGS-WAT	0795230908	1	12.91	12.91	
03/26	03/27/2026	79974	US CELLULAR	CELL PHONE CHGS-SEW	0795230908	2	12.91	12.91	
Total 79974:								25.82	
<b>79975</b>									
04/26	04/03/2026	79975	ALLIANT ENERGY/WP&L	ELECTRIC/HEATING-CITY	4.3.2026	1	2,978.94	2,978.94	
04/26	04/03/2026	79975	ALLIANT ENERGY/WP&L	ELECTRIC/HEATING-POLI	4.3.2026	2	2,241.01	2,241.01	
04/26	04/03/2026	79975	ALLIANT ENERGY/WP&L	ELECTRIC/HEATING-FIRE	4.3.2026	3	1,167.13	1,167.13	
04/26	04/03/2026	79975	ALLIANT ENERGY/WP&L	ELECTRIC/HEATING-EME	4.3.2026	4	11.63	11.63	
04/26	04/03/2026	79975	ALLIANT ENERGY/WP&L	ELECTRIC/HEATING-STR	4.3.2026	5	913.53	913.53	
04/26	04/03/2026	79975	ALLIANT ENERGY/WP&L	ELECTRIC/HEATING-STR	4.3.2026	6	535.57	535.57	
04/26	04/03/2026	79975	ALLIANT ENERGY/WP&L	ELECTRIC/HEATING-STO	4.3.2026	7	788.36	788.36	
04/26	04/03/2026	79975	ALLIANT ENERGY/WP&L	ELECTRIC/HEATING-TRAI	4.3.2026	8	84.21	84.21	
04/26	04/03/2026	79975	ALLIANT ENERGY/WP&L	ELECTRIC/HEATING-LIBR	4.3.2026	9	3,092.50	3,092.50	
04/26	04/03/2026	79975	ALLIANT ENERGY/WP&L	ELECTRIC/HEATING-MUS	4.3.2026	10	2,221.30	2,221.30	
04/26	04/03/2026	79975	ALLIANT ENERGY/WP&L	ELECTRIC/HEATING-PAR	4.3.2026	11	717.22	717.22	
04/26	04/03/2026	79975	ALLIANT ENERGY/WP&L	ELECTRIC/HEATING-POO	4.3.2026	12	952.39	952.39	
04/26	04/03/2026	79975	ALLIANT ENERGY/WP&L	ELECTRIC/HEATING-EVE	4.3.2026	13	563.59	563.59	
04/26	04/03/2026	79975	ALLIANT ENERGY/WP&L	ELECTRIC/HEATING-WEL	4.3.2026	14	51.78	51.78	
04/26	04/03/2026	79975	ALLIANT ENERGY/WP&L	ELECTRIC-WATER	4.3.2026	15	4,233.30	4,233.30	
04/26	04/03/2026	79975	ALLIANT ENERGY/WP&L	ELECTRIC-WATER	4.3.2026	16	4,957.03	4,957.03	
04/26	04/03/2026	79975	ALLIANT ENERGY/WP&L	GAS/HEATING-WATER	4.3.2026	17	1,649.08	1,649.08	
04/26	04/03/2026	79975	ALLIANT ENERGY/WP&L	ELECTRIC-SEWER	4.3.2026	18	5,692.29	5,692.29	
04/26	04/03/2026	79975	ALLIANT ENERGY/WP&L	GAS/HEATING-SEWER	4.3.2026	19	3,040.22	3,040.22	
04/26	04/03/2026	79975	ALLIANT ENERGY/WP&L	GAS/HEATING-SEWER	4.3.2026	20	1,857.40	1,857.40	
Total 79975:								37,748.48	

GL Period	Check Issue Date	Check Number	Payee	Description	Invoice Number	Invoice Seq	Invoice Amount	Check Amount
<b>79976</b>								
04/26	04/03/2026	79976	COLLECTION SERVICES	CHILD SUPPORT CHILD	PR0328261	1	274.61	274.61
Total 79976:								274.61
<b>79977</b>								
04/26	04/03/2026	79977	WPPA/LEER	UNION DUES POLICE U	PR0328261	1	564.00	564.00
Total 79977:								564.00
<b>79978</b>								
04/26	04/08/2026	79978	AL CORNELL - PHOTOJO	GRANT EXPENSES	03.25.2026	1	100.00	100.00
Total 79978:								100.00
<b>79979</b>								
04/26	04/08/2026	79979	ALLIANT ENERGY/WP&L	ELECTRIC/HEATING-STR	04.8.2026	1	7,446.30	7,446.30
04/26	04/08/2026	79979	ALLIANT ENERGY/WP&L	ELECTRIC/HEATING-STO	04.8.2026	2	50.14	50.14
Total 79979:								7,496.44
<b>79980</b>								
04/26	04/08/2026	79980	AMAZON CAPITAL SERVI	SWLS RESOURCE LIBRA	111W-XV4P-	1	120.78	120.78
04/26	04/08/2026	79980	AMAZON CAPITAL SERVI	PHONE CASE	11H3-RP7D-	1	60.47	60.47
04/26	04/08/2026	79980	AMAZON CAPITAL SERVI	ELECTION SUPPLIES	11Y3-74XY-4	1	18.98	18.98
04/26	04/08/2026	79980	AMAZON CAPITAL SERVI	ADULT NON-FICTION	13CW-T1V7-	1	112.56	112.56
04/26	04/08/2026	79980	AMAZON CAPITAL SERVI	SWLS RESOURCE LIBRA	13L7-GWRJ-	1	129.58	129.58
04/26	04/08/2026	79980	AMAZON CAPITAL SERVI	ADULT NON-FICTION	13L7-GWRJ-	1	31.36	31.36
04/26	04/08/2026	79980	AMAZON CAPITAL SERVI	LAMINATOR	14N3-4J66-7	1	254.18	254.18
04/26	04/08/2026	79980	AMAZON CAPITAL SERVI	SUPPLIES	14TL-FVQR-	1	20.76	20.76
04/26	04/08/2026	79980	AMAZON CAPITAL SERVI	PORTABLE CHARGER	163X-QJDJ-	1	38.66	38.66
04/26	04/08/2026	79980	AMAZON CAPITAL SERVI	CHILDREN'S BOOKS	16HX-RLJW-	1	11.05	11.05
04/26	04/08/2026	79980	AMAZON CAPITAL SERVI	SHOP	16KQ-93Y6-	1	27.94	27.94
04/26	04/08/2026	79980	AMAZON CAPITAL SERVI	ADULT NON-FICTION	16PG-KD6R-	1	157.70	157.70
04/26	04/08/2026	79980	AMAZON CAPITAL SERVI	OFFICE SUPPLIES	16TD-19MM-	1	9.79	9.79
04/26	04/08/2026	79980	AMAZON CAPITAL SERVI	SUPPLIES	17MJ-NXD7-	1	18.65	18.65
04/26	04/08/2026	79980	AMAZON CAPITAL SERVI	COMPOST GATE	191F-TKKR-	1	22.98	22.98
04/26	04/08/2026	79980	AMAZON CAPITAL SERVI	BOOTS	19R9-4PKX-	1	179.95	179.95
04/26	04/08/2026	79980	AMAZON CAPITAL SERVI	AIR FRESHNERS	1CYD-KF67-	1	47.16	47.16
04/26	04/08/2026	79980	AMAZON CAPITAL SERVI	ACRYLIC SIGN HOLDERS	1DRT-XLDT-	1	46.86	46.86
04/26	04/08/2026	79980	AMAZON CAPITAL SERVI	RUST REMOVAL ACID	1FKV-43CK-	1	37.57	37.57
04/26	04/08/2026	79980	AMAZON CAPITAL SERVI	VEHICLE SOAP SPRAYE	1HV7-QMG9	1	59.18	59.18
04/26	04/08/2026	79980	AMAZON CAPITAL SERVI	CHILDREN'S PROGRAM	1J13-CYVJ-X	1	42.38	42.38
04/26	04/08/2026	79980	AMAZON CAPITAL SERVI	DOOR POSTING HOLDE	1JM3-Q6QX-	1	24.99	24.99
04/26	04/08/2026	79980	AMAZON CAPITAL SERVI	FELT LTR BOARD	1MXH-NTJH-	1	8.99	8.99
04/26	04/08/2026	79980	AMAZON CAPITAL SERVI	GARBAGE GRABBER	1N4W-7QPC	1	90.50	90.50
04/26	04/08/2026	79980	AMAZON CAPITAL SERVI	JANITORIAL SUPPLIES	1NF3-7GMF-	1	35.51	35.51
04/26	04/08/2026	79980	AMAZON CAPITAL SERVI	JANITORIAL SUPPLIES	1NNN-LC49-	1	197.38	197.38
04/26	04/08/2026	79980	AMAZON CAPITAL SERVI	SUPPLIES	1PJJ-QPGK-	1	189.99-	189.99-
04/26	04/08/2026	79980	AMAZON CAPITAL SERVI	OFFICE SUPPLIES	1R6N-P7DH-	1	53.96	53.96
04/26	04/08/2026	79980	AMAZON CAPITAL SERVI	ANTENNA PARTS	1VJJ-9LNT-V	1	13.60	13.60
04/26	04/08/2026	79980	AMAZON CAPITAL SERVI	CELL PHONES	1WK-6CYP-	1	61.79	61.79
04/26	04/08/2026	79980	AMAZON CAPITAL SERVI	CELL PHONES	1WK-6CYP-	2	61.80	61.80
04/26	04/08/2026	79980	AMAZON CAPITAL SERVI	GARDEN HOSE NOZZLE	1WVQ-TGVV	1	17.99	17.99
04/26	04/08/2026	79980	AMAZON CAPITAL SERVI	GARDEN HOSE NOZZLE	1WVQ-TGVV	1	117.86	117.86
04/26	04/08/2026	79980	AMAZON CAPITAL SERVI	HOSE	1X6V-11MT-	1	21.33	21.33

GL Period	Check Issue Date	Check Number	Payee	Description	Invoice Number	Invoice Seq	Invoice Amount	Check Amount
04/26	04/08/2026	79980	AMAZON CAPITAL SERVI	CHILDREN'S BOOKS	1YNT-R4TD-	1	7.86	7.86
04/26	04/08/2026	79980	AMAZON CAPITAL SERVI	CHILDREN'S PROGRAM	1YNT-R4TD-	2	60.09	60.09
04/26	04/08/2026	79980	AMAZON CAPITAL SERVI	JUVENILE A/V	1YNT-R4TD-	1	17.95	17.95
04/26	04/08/2026	79980	AMAZON CAPITAL SERVI	ADULT FICTION	1YNT-R4TD-	1	16.50	16.50
Total 79980:								2,066.65
<b>79981</b>								
04/26	04/08/2026	79981	ANDREWS, RILEY	REFUND	PYDS REFU	1	30.00	30.00
Total 79981:								30.00
<b>79982</b>								
04/26	04/08/2026	79982	APTIV INC	JANITORIAL SERVICES	28659	1	1,800.00	1,800.00
04/26	04/08/2026	79982	APTIV INC	SHRED DOCUMENTS - H	28673	1	160.00	160.00
04/26	04/08/2026	79982	APTIV INC	SHRED DOCUMENTS - P	28673	2	90.00	90.00
04/26	04/08/2026	79982	APTIV INC	SHRED DOCUMENTS - R	28673	3	400.00	400.00
04/26	04/08/2026	79982	APTIV INC	SHRED DOCUMENTS - A	28673	4	140.00	140.00
Total 79982:								2,590.00
<b>79983</b>								
04/26	04/08/2026	79983	ASSOCIATED APPRAISAL	2026 ASSESSOR SERVIC	185660	1	6,666.67	6,666.67
Total 79983:								6,666.67
<b>79984</b>								
04/26	04/08/2026	79984	AT&T MOBILITY	CELL PHONES - PD	2872872010	1	820.74	820.74
Total 79984:								820.74
<b>79985</b>								
04/26	04/08/2026	79985	BLACKSTONE PUBLISHI	SWLS AUDIOBOOKS	2229410	1	1,337.83	1,337.83
Total 79985:								1,337.83
<b>79986</b>								
04/26	04/08/2026	79986	CAKE AND EAT IT TOO	SUNSHINE FUND	B090225210	1	60.00	60.00
Total 79986:								60.00
<b>79987</b>								
04/26	04/08/2026	79987	CENTURYLINK	AIRPORT LONG DISTANC	04.01.2026	1	.16	.16
04/26	04/08/2026	79987	CENTURYLINK	CITY MANAGER LONG DI	04.01.2026	2	5.31	5.31
04/26	04/08/2026	79987	CENTURYLINK	CITY CLERK LONG DISTA	04.01.2026	3	5.32	5.32
04/26	04/08/2026	79987	CENTURYLINK	ENGINEERING LONG DIS	04.01.2026	4	.08	.08
04/26	04/08/2026	79987	CENTURYLINK	LIBRARY LONG DISTANC	04.01.2026	5	1.64	1.64
04/26	04/08/2026	79987	CENTURYLINK	POLICE DEPT LONG DIST	04.01.2026	6	24.68	24.68
04/26	04/08/2026	79987	CENTURYLINK	SENIOR CENTER LONG	04.01.2026	7	1.32	1.32
04/26	04/08/2026	79987	CENTURYLINK	WATER LONG DISTANCE	04.01.2026	8	.32	.32
04/26	04/08/2026	79987	CENTURYLINK	SEWER LONG DISTANCE	04.01.2026	9	.33	.33
Total 79987:								39.16
<b>79988</b>								
04/26	04/08/2026	79988	CINTAS CORPORATION #	PROFESSIONAL SERVIC	4264305523	1	126.89	126.89

GL Period	Check Issue Date	Check Number	Payee	Description	Invoice Number	Invoice Seq	Invoice Amount	Check Amount
Total 79988:								126.89
<b>79989</b>								
04/26	04/08/2026	79989	COMMAND CENTRAL	ELECTION SUPPLIES	36806	1	197.25	197.25
Total 79989:								197.25
<b>79990</b>								
04/26	04/08/2026	79990	CORE & MAIN LP	HYDRANT METER BASE	Y553422	1	40.34	40.34
04/26	04/08/2026	79990	CORE & MAIN LP	6" REPR SLEEVE	Y553422	2	182.11	182.11
04/26	04/08/2026	79990	CORE & MAIN LP	WATEROUS TRAFFIC RE	Y553422	3	517.46	517.46
04/26	04/08/2026	79990	CORE & MAIN LP	WATEROUS HYDRANT E	Y556706	1	661.86	661.86
04/26	04/08/2026	79990	CORE & MAIN LP	METER/RADIO ORDER F	Y557964	1	38,734.45	38,734.45
04/26	04/08/2026	79990	CORE & MAIN LP	METER/RADIO ORDER F	Y557964	2	3,485.13	3,485.13
04/26	04/08/2026	79990	CORE & MAIN LP	1-INCH METER	Y650025	1	297.27	297.27
04/26	04/08/2026	79990	CORE & MAIN LP	METER/RADIO ORDER F	Y737526	1	3,314.40-	3,314.40-
Total 79990:								40,604.22
<b>79991</b>								
04/26	04/08/2026	79991	CY & CHARLEYS FIREST	TRUCK	1-GS515205	1	2,505.60	2,505.60
Total 79991:								2,505.60
<b>79992</b>								
04/26	04/08/2026	79992	DORNER COMPANY	RAS/WAS VALVES	519514	1	10,060.00	10,060.00
04/26	04/08/2026	79992	DORNER COMPANY	BACKWASH TANK VALVE	519528	1	4,190.85	4,190.85
04/26	04/08/2026	79992	DORNER COMPANY	RAS/WAS VALVES	519627	1	16,445.00	16,445.00
Total 79992:								30,695.85
<b>79993</b>								
04/26	04/08/2026	79993	DUBUQUE GLASS COMP	REPLACE BROKEN WIND	73422	1	694.00	694.00
Total 79993:								694.00
<b>79994</b>								
04/26	04/08/2026	79994	ERSCHENS FLORIST	FLOWERS-SUNSHINE FU	02.10.2026	1	45.00	45.00
04/26	04/08/2026	79994	ERSCHENS FLORIST	FLOWERS-SUNSHINE FU	02.10.2026	1	45.00-	45.00- V
04/26	04/08/2026	79994	ERSCHENS FLORIST	FLOWERS-SUNSHINE FU	04.01.2026	1	45.00	45.00
04/26	04/08/2026	79994	ERSCHENS FLORIST	FLOWERS-SUNSHINE FU	04.01.2026	1	45.00-	45.00- V
Total 79994:								.00
<b>79995</b>								
04/26	04/08/2026	79995	JOHN FIBICK TRACTOR	2024 CAT 930 HIGH LIFT	SIMS010821	1	338.00	338.00
Total 79995:								338.00
<b>79996</b>								
04/26	04/08/2026	79996	FIRST SUPPLY LLC-DUB	GAS BLOWER FLANGES	3881676-00	1	145.64	145.64
04/26	04/08/2026	79996	FIRST SUPPLY LLC-DUB	PLUMBING PARTS	3886040-00	1	125.58	125.58
Total 79996:								271.22

GL Period	Check Issue Date	Check Number	Payee	Description	Invoice Number	Invoice Seq	Invoice Amount	Check Amount
<b>79997</b>								
04/26	04/08/2026	79997	GLOBAL INDUSTRIAL	RAS/WAS HOIST	124212449	1	1,539.83	1,539.83
Total 79997:								1,539.83
<b>79998</b>								
04/26	04/08/2026	79998	HARLEQUIN READER SE	ADULT FICTION	670738624	1	40.62	40.62
Total 79998:								40.62
<b>79999</b>								
04/26	04/08/2026	79999	HEINRICHS ROOFING &	WELL 5 ROOF	7584	1	397.00	397.00
Total 79999:								397.00
<b>80000</b>								
04/26	04/08/2026	80000	LANGE ENTERPRISES IN	MATERIALS FOR SIGNS-	94635	1	1,248.30	1,248.30
Total 80000:								1,248.30
<b>80001</b>								
04/26	04/08/2026	80001	LANGUAGE LINE SERVIC	LANGUAGE INTERPRETA	11877598	1	424.76	424.76
Total 80001:								424.76
<b>80002</b>								
04/26	04/08/2026	80002	LEIBFRIED FEED	GRASS SEED	5657	1	238.08	238.08
04/26	04/08/2026	80002	LEIBFRIED FEED	CEMETERY GRASS SEE	5669	1	54.00	54.00
Total 80002:								292.08
<b>80003</b>								
04/26	04/08/2026	80003	MARTELLE WATER TREA	DNR 3300 (FL)	31261	1	946.00	946.00
04/26	04/08/2026	80003	MARTELLE WATER TREA	DNR 3300 FORM	31262	1	1,030.00	1,030.00
04/26	04/08/2026	80003	MARTELLE WATER TREA	FLOURIDATION EQUIPM	31263	1	10,293.00	10,293.00
Total 80003:								12,269.00
<b>80004</b>								
04/26	04/08/2026	80004	MARTIN EQUIPMENT-DU	SHOP	961992	1	238.39	238.39
04/26	04/08/2026	80004	MARTIN EQUIPMENT-DU	W/S BACK HOE	964539	1	25,112.50	25,112.50
04/26	04/08/2026	80004	MARTIN EQUIPMENT-DU	W/S BACK HOE	964539	2	25,112.50	25,112.50
04/26	04/08/2026	80004	MARTIN EQUIPMENT-DU	BACKHOE - USED	965519	1	150,000.00	150,000.00
04/26	04/08/2026	80004	MARTIN EQUIPMENT-DU	BACKHOE - TRADE IN	965519	2	80,000.00-	80,000.00-
Total 80004:								120,463.39
<b>80005</b>								
04/26	04/08/2026	80005	MCNETT ELECTRIC INC	WRRF ELECTRICAL	10564	1	320.00	320.00
Total 80005:								320.00
<b>80006</b>								
04/26	04/08/2026	80006	MORTON SALT INC	ROAD SALT-STREET DEP	5404143203	1	7,188.30	7,188.30
04/26	04/08/2026	80006	MORTON SALT INC	ROAD SALT-STREET DEP	5404146950	1	2,346.10	2,346.10
04/26	04/08/2026	80006	MORTON SALT INC	ROAD SALT-STREET DEP	5404150281	1	7,093.20	7,093.20

GL Period	Check Issue Date	Check Number	Payee	Description	Invoice Number	Invoice Seq	Invoice Amount	Check Amount
Total 80006:								16,627.60
<b>80007</b>								
04/26	04/08/2026	80007	MOUND CITY AUDIO LLC	FIRE FACILITY - HEARIN	475	1	3,000.00	3,000.00
Total 80007:								3,000.00
<b>80008</b>								
04/26	04/08/2026	80008	MUTUAL WHEEL CO	TRUCK #45	1963391	1	460.18	460.18
04/26	04/08/2026	80008	MUTUAL WHEEL CO	TRUCK #45	1963799	1	165.24	165.24
Total 80008:								625.42
<b>80009</b>								
04/26	04/08/2026	80009	NOVUS GLASS & TRUCK	WINDOW REPAIR BUILDI	I-940701-590	1	250.00	250.00
Total 80009:								250.00
<b>80010</b>								
04/26	04/08/2026	80010	PETTY CASH/POLICE DE	POSTAGE-POLICE DEPT	03.20.2026	1	26.95	26.95
04/26	04/08/2026	80010	PETTY CASH/POLICE DE	BANDAIDS	03.20.2026	2	6.32	6.32
Total 80010:								33.27
<b>80011</b>								
04/26	04/08/2026	80011	PLATTEVILLE INDUSTRIA	IDLE SITES GRANT REIM	IDLE SITES	1	238,912.10	238,912.10
Total 80011:								238,912.10
<b>80012</b>								
04/26	04/08/2026	80012	PLATTEVILLE JOURNAL,	ADVERTISING-COUNCIL	1646 2.28.20	1	99.22	99.22
04/26	04/08/2026	80012	PLATTEVILLE JOURNAL,	ADVERTISING-COUNCIL	1646 2.28.20	2	44.04	44.04
04/26	04/08/2026	80012	PLATTEVILLE JOURNAL,	ADVERTISING-SIDEWAL	1646 2.28.20	3	225.25	225.25
04/26	04/08/2026	80012	PLATTEVILLE JOURNAL,	LIQUOR LICENSE	1646 2.28.20	4	51.00	51.00
04/26	04/08/2026	80012	PLATTEVILLE JOURNAL,	HIGHWAY PAINTING	1646 2.28.20	5	272.00	272.00
04/26	04/08/2026	80012	PLATTEVILLE JOURNAL,	ADVERTISING-WATER	1646 2.28.20	6	459.00	459.00
04/26	04/08/2026	80012	PLATTEVILLE JOURNAL,	ADVERTISING AND PUBL	542209	1	197.00	197.00
Total 80012:								1,347.51
<b>80013</b>								
04/26	04/08/2026	80013	PLATTEVILLE REGIONAL	GIFT CERTIFICATES-VOL	3340	1	170.00	170.00
04/26	04/08/2026	80013	PLATTEVILLE REGIONAL	ELECTION SUPPLIES	3375	1	375.00	375.00
Total 80013:								545.00
<b>80014</b>								
04/26	04/08/2026	80014	PLATTEVILLE WATER & S	WATER/SEWER-CITY HA	03.31.2026	1	256.45	256.45
04/26	04/08/2026	80014	PLATTEVILLE WATER & S	WATER/SEWER-POLICE	03.31.2026	2	262.14	262.14
04/26	04/08/2026	80014	PLATTEVILLE WATER & S	WATER/SEWER-FIRE DE	03.31.2026	3	97.98	97.98
04/26	04/08/2026	80014	PLATTEVILLE WATER & S	WATER/SEWER-STREET	03.31.2026	4	97.48	97.48
04/26	04/08/2026	80014	PLATTEVILLE WATER & S	WATER/SEWER-CEMETE	03.31.2026	5	22.30	22.30
04/26	04/08/2026	80014	PLATTEVILLE WATER & S	WATER/SEWER-LIBRARY	03.31.2026	6	12.11	12.11
04/26	04/08/2026	80014	PLATTEVILLE WATER & S	WATER/SEWER-MUSEUM	03.31.2026	7	175.26	175.26
04/26	04/08/2026	80014	PLATTEVILLE WATER & S	WATER/SEWER-PARKS	03.31.2026	8	839.96	839.96

GL Period	Check Issue Date	Check Number	Payee	Description	Invoice Number	Invoice Seq	Invoice Amount	Check Amount
04/26	04/08/2026	80014	PLATTEVILLE WATER & S	WATER/SEWER-POOL	03.31.2026	9	381.85	381.85
04/26	04/08/2026	80014	PLATTEVILLE WATER & S	WATER/SEWER-OLD SR	03.31.2026	10	24.22	24.22
04/26	04/08/2026	80014	PLATTEVILLE WATER & S	WATER/SEWER-FIRE FA	03.31.2026	11	72.80	72.80
Total 80014:								2,242.55
<b>80015</b>								
04/26	04/08/2026	80015	PRECISION AUTOMOTIV	TOWED TO IMPOUND	30377	1	150.00	150.00
Total 80015:								150.00
<b>80016</b>								
04/26	04/08/2026	80016	RACOM CORPORATION	RADIO SYSTEM UPGRAD	INV41811	1	33,838.67	33,838.67
Total 80016:								33,838.67
<b>80017</b>								
04/26	04/08/2026	80017	REILLY PLUMBING & HEA	SERVICE CALL ON RTU -	21363	1	190.00	190.00
Total 80017:								190.00
<b>80018</b>								
04/26	04/08/2026	80018	RITCHIE IMPLEMENT INC	CEMETERY MOWER	12741U	1	562.00	562.00
04/26	04/08/2026	80018	RITCHIE IMPLEMENT INC	BOBCAT E40	83295C	1	152.14	152.14
Total 80018:								714.14
<b>80019</b>								
04/26	04/08/2026	80019	SCHMIDT ELECTRICAL C	EM/EX LIGHTING	6504	1	120.00	120.00
Total 80019:								120.00
<b>80020</b>								
04/26	04/08/2026	80020	SHERWIN WILLIAMS	WWTP PAINT	1768519880	1	271.11	271.11
Total 80020:								271.11
<b>80021</b>								
04/26	04/08/2026	80021	SIGNS TO GO! INC	DECALS FOR NEW SQUA	35502	1	1,125.00	1,125.00
Total 80021:								1,125.00
<b>80022</b>								
04/26	04/08/2026	80022	SLOAN IMPLEMENT	PAINT MOWERS	3061877	1	28.46	28.46
Total 80022:								28.46
<b>80023</b>								
04/26	04/08/2026	80023	SOUTHWEST HEALTH CE	NEW HIRES DRUG & ALC	285937 03.1	1	35.00	35.00
04/26	04/08/2026	80023	SOUTHWEST HEALTH CE	NEW EMPLOYEE DRUG	286082 3.15.	1	108.00	108.00
Total 80023:								143.00
<b>80024</b>								
04/26	04/08/2026	80024	TIMMERMAN A-C SERVIC	GAS MIXER MOTOR	03.24.2026	1	2,125.00	2,125.00

GL Period	Check Issue Date	Check Number	Payee	Description	Invoice Number	Invoice Seq	Invoice Amount	Check Amount
Total 80024:								2,125.00
<b>80025</b>								
04/26	04/08/2026	80025	TRAFFIC ANALYSIS & DE	SISP APPLICATION	28247	1	6,768.00	6,768.00
Total 80025:								6,768.00
<b>80026</b>								
04/26	04/08/2026	80026	TRISTATE TRUCK EQUIP	SINGLE AXLE DUMP	9034	1	1,610.00	1,610.00
Total 80026:								1,610.00
<b>80027</b>								
04/26	04/08/2026	80027	TRUCK COUNTRY OF IO	TRUCK CHAINS	X101707376:	1	164.87	164.87
Total 80027:								164.87
<b>80028</b>								
04/26	04/08/2026	80028	US CELLULAR	CELL PHONE CHARGES-	03.08.2026	1	790.69	790.69
04/26	04/08/2026	80028	US CELLULAR	CELL PHONE CHARGES-	03.08.2026	2	790.69	790.69
04/26	04/08/2026	80028	US CELLULAR	CELL PHONE CHARGES-	03.08.2026	3	60.44	60.44
04/26	04/08/2026	80028	US CELLULAR	CELL PHONE CHARGES-	03.08.2026	4	35.08	35.08
04/26	04/08/2026	80028	US CELLULAR	CELL PHONE CHARGES-	03.08.2026	5	44.99	44.99
04/26	04/08/2026	80028	US CELLULAR	CELL PHONE CHARGES-	03.08.2026	6	40.49	40.49
04/26	04/08/2026	80028	US CELLULAR	CELL PHONE CHARGES-	03.08.2026	7	243.94	243.94
Total 80028:								2,006.32
<b>80029</b>								
04/26	04/08/2026	80029	UW-PLATTEVILLE	UWP ITS JUL - SEP 2025	CIV-0007045	1	31,875.00	31,875.00
04/26	04/08/2026	80029	UW-PLATTEVILLE	UWP ITS OCT-DEC 2025	CIV-0007045	1	31,875.00	31,875.00
Total 80029:								63,750.00
<b>80030</b>								
04/26	04/08/2026	80030	AUXILIARY ACCOUNTING	BADGES	1083	1	20.00	20.00
Total 80030:								20.00
<b>80031</b>								
04/26	04/08/2026	80031	WI COPY & BUSINESS E	POSTAGE MACHINE SUP	AR70424	1	38.80	38.80
Total 80031:								38.80
<b>80032</b>								
04/26	04/08/2026	80032	WI DEPT OF JUSTICE	WORCS	L2205T 03.3	1	91.00	91.00
Total 80032:								91.00
<b>80033</b>								
04/26	04/08/2026	80033	WI DEPT OF JUSTICE-TI	TIME SYSTEM QUARTER	455TIME-000	1	2,295.00	2,295.00
Total 80033:								2,295.00

GL Period	Check Issue Date	Check Number	Payee	Description	Invoice Number	Invoice Seq	Invoice Amount	Check Amount
<b>80034</b>								
04/26	04/08/2026	80034	WI DEPT OF TRANSPORT	EAST MAIN STREET - ST	395-0000434	1	5,437.84	5,437.84
04/26	04/08/2026	80034	WI DEPT OF TRANSPORT	EAST MAIN STREET - ST	395-0000434	2	5,437.83	5,437.83
04/26	04/08/2026	80034	WI DEPT OF TRANSPORT	CAMP STREET - STORM	395-0000434	1	564.33	564.33
04/26	04/08/2026	80034	WI DEPT OF TRANSPORT	CAMP STREET - STREET	395-0000434	2	564.33	564.33
Total 80034:								12,004.33
<b>80035</b>								
04/26	04/08/2026	80035	WI LIBRARY ASSOCIATIO	TRAVEL & CONFERENCE	25377	1	325.00	325.00
Total 80035:								325.00
<b>80036</b>								
04/26	04/08/2026	80036	WI STATE LAB OF HYGIE	WATER SAMPLES - FLUO	838458	1	31.00	31.00
Total 80036:								31.00
<b>80037</b>								
04/26	04/08/2026	80037	WOODWARD COMMUNIT	ADVERTISING - RECYCLI	032618174	1	366.25	366.25
Total 80037:								366.25
<b>80038</b>								
04/26	04/08/2026	80038	ERSCHENS FLORIST	FLOWERS-SUNSHINE FU	02.10.2026	1	45.00	45.00
Total 80038:								45.00
Grand Totals:								1,877,277.17

# **CITY OF PLATTEVILLE**

## **FINANCIAL REPORT**

**MARCH 31, 2026**

FUND 100 - GENERAL FUND  
FUND 101 - TAXI/BUS FUND  
FUND 105 - DEBT SERVICE FUND  
FUND 110 - CAPITAL PROJECTS FUND  
FUND 125 - TIF DISTRICT #5  
FUND 126 - TIF DISTRICT #6  
FUND 127 - TIF DISTRICT #7  
FUND 129 - TIF DISTRICT #9  
FUND 130 - REDEVELOPMENT AUTHORITY (RDA)  
FUND 135 - AFFORDABLE HOUSING  
FUND 140 - BROSKE CENTER  
FUND 150 - ARPA FUND  
FUND 151 - FIRE FACILITY  
FUND 152 - NIF GRANT  
FUND 153 - CDI GRANT  
FUND 154 - LEAD SVC LINE PROGRAM  
FUND 155 - POOL PROJECT  
FUND 156 - TRAIL ACQUISITION  
FUND 157 - STORM INSURANCE  
FUND 158 - AMBULANCE SERVICE  
FUND 159 - MUSEUM

# CITY OF PLATTEVILLE

BALANCE SHEET  
MARCH 31, 2026

## FUND 100 - GENERAL FUND

	BEGINNING BALANCE	CURRENT ACTIVITY	YTD ACTIVITY	ENDING BALANCE
<u>ASSETS</u>				
100-10001-000-000	( 6,636,376.90)	( 747,071.45)	2,366,206.02	( 4,270,170.88)
100-10091-000-000	1,230.00	.00	( 200.00)	1,030.00
100-11111-000-000	17,361,442.02	406,951.73	( 4,472,422.18)	12,889,019.84
100-11112-000-000	476,690.26	1,410.31	2,971.16	479,661.42
100-11113-000-000	115,234.89	325.52	821.36	116,056.25
100-11115-000-000	.00	.00	.00	.00
100-11116-000-000	26,981.55	76.65	161.48	27,143.03
100-11405-000-000	.00	.00	.00	.00
100-11612-000-000	.00	.00	.00	.00
100-12111-000-000	.00	( 300.00)	( 5,881,101.44)	( 5,881,101.44)
100-12115-000-000	5,866.00	.00	( 481.58)	5,384.42
100-12311-000-000	2,889.53	.00	.00	2,889.53
100-13900-000-000	.00	.00	.00	.00
100-13901-000-000	.00	.00	.00	.00
100-13909-000-000	16,087.35	.00	( 147.23)	15,940.12
100-13910-000-000	.00	.00	( 75.00)	( 75.00)
100-13911-000-000	213,841.82	16,004.71	( 73,115.58)	140,726.24
100-13912-000-000	.00	.00	.00	.00
100-13913-000-000	31,471.62	( 6,186.86)	( 21,246.02)	10,225.60
100-13914-000-000	.00	.00	.00	.00
100-14111-000-000	.00	.00	.00	.00
100-15000-000-000	.00	.00	.00	.00
100-15001-000-000	.00	.00	.00	.00
100-15010-000-000	.00	474.63	547.92	547.92
100-15015-000-000	.00	.00	.00	.00
100-15020-000-000	131.92	.00	.00	131.92
100-15030-000-000	.00	.00	.00	.00
100-15112-000-000	.00	.00	.00	.00
100-15800-000-000	.00	.00	.00	.00
100-16500-000-000	171,261.73	.00	( 171,261.73)	.00
100-17103-000-000	.00	.00	.00	.00
100-17104-000-000	.00	.00	.00	.00
100-17105-000-000	.00	.00	.00	.00
100-17106-000-000	378,723.54	.00	.00	378,723.54
100-17107-000-000	.00	.00	.00	.00
100-17108-000-000	.00	.00	.00	.00
100-17109-000-000	52,834.06	.00	.00	52,834.06
100-17200-000-000	195,047.11	( 643.39)	( 1,926.17)	193,120.94
100-17201-000-000	.00	.00	.00	.00
100-17202-000-000	.00	.00	.00	.00
100-17203-000-000	.00	.00	.00	.00
100-18000-000-000	59,469,829.24	.00	.00	59,469,829.24
100-19900-000-000	709,431.27	.00	.00	709,431.27
<b>TOTAL ASSETS</b>	<b>72,592,617.01</b>	<b>( 328,958.15)</b>	<b>( 8,251,268.99)</b>	<b>64,341,348.02</b>

# CITY OF PLATTEVILLE

BALANCE SHEET  
MARCH 31, 2026

## FUND 100 - GENERAL FUND

		BEGINNING BALANCE	CURRENT ACTIVITY	YTD ACTIVITY	ENDING BALANCE
<u>LIABILITIES AND EQUITY</u>					
<u>LIABILITIES</u>					
100-21211-000-000	VOUCHERS PAYABLE	( 628,214.21)	98,933.49	628,118.37	( 95.84)
100-21220-000-000	WAGES PAYABLE CLEARING	( 148,547.17)	.00	.00	( 148,547.17)
100-21291-000-000	DELINQ.-UTIL BILL & A/R ON TAX	( 2,805.13)	.00	36.58	( 2,768.55)
100-21311-000-000	FEDERAL TAX W/H PAYABLE	.00	( 14,953.93)	.00	.00
100-21312-000-000	STATE TAX W/H PAYABLE	.00	( 7,277.07)	.00	.00
100-21313-000-000	6.20% SOC. SEC. EES	.00	( 12,797.00)	.00	.00
100-21314-000-000	1.45% SOC. SEC. EES	.00	( 2,992.83)	.00	.00
100-21315-000-000	6.20% SOC. SEC. ERS	.00	( 12,797.00)	.00	.00
100-21316-000-000	1.45% SOC. SEC. ERS	.00	( 2,992.83)	.00	.00
100-21341-000-000	WATER & SEWER BENEFIT TRU	.00	.00	.00	.00
100-21343-000-000	W/S HEALTH INS. ERS	.00	.00	.00	.00
100-21520-000-000	GEN WRF EES	.00	( 7,639.47)	.00	.00
100-21521-000-000	W/S WRF EES	.00	( 2,217.28)	.00	.00
100-21522-000-000	GEN WRF ERS	.00	( 7,639.47)	.00	.00
100-21523-000-000	W/S WRF ERS	.00	( 2,217.28)	.00	.00
100-21524-000-000	WRF PROTECTIVE EES	.00	( 4,856.76)	.00	.00
100-21525-000-000	WRF PROTECTIVE ERS	.00	( 9,983.30)	.00	.00
100-21527-000-000	VISION INSURANCE	( 94.19)	14.37	655.86	561.67
100-21528-000-000	SUPPLEMENTAL LIFE	9.88	( 29.76)	256.70	266.58
100-21529-000-000	ADDITIONAL LIFE	13.46	( 40.56)	688.18	701.64
100-21530-000-000	DENTAL INS	19.79	( .96)	961.13	980.92
100-21531-000-000	HEALTH INS (EES)	( 460.32)	18.54	16,937.27	16,476.95
100-21532-000-000	DEPENDENT LIFE INS. EES	( .30)	( 3.20)	88.00	87.70
100-21533-000-000	W/S LIFE INS. ERS	.00	.00	.00	.00
100-21534-000-000	HEALTH INS PREMIUMS DUE	.00	.00	1,853.38	1,853.38
100-21535-000-000	DENTAL EMPLOYER	.00	.00	.00	.00
100-21536-000-000	COLONIAL LIFE INS.	( 820.56)	.00	.00	( 820.56)
100-21537-000-000	AFLAC INSURANCE	.00	( 559.23)	.00	.00
100-21551-000-000	UNION DUES DED PAYABLE	.00	( 564.00)	.00	.00
100-21555-000-000	FORFEITURES	( .10)	.00	.00	( .10)
100-21562-000-000	CREDIT UNION DED PAYABLE	.00	.00	.00	.00
100-21563-000-000	ADDITIONAL RETIREMENT WIT	.00	.00	.00	.00
100-21571-000-000	DEFERRED COMP DED PAYABLE	( 8,321.55)	( 5,032.57)	.00	( 8,321.55)
100-21575-000-000	DIRECT DEPOSIT	.00	.00	.00	.00
100-21582-000-000	MISC DEDUCTIONS PAYABLE	8,540.95	( 646.14)	.00	8,540.95
100-21586-000-000	NEW YORK LIFE INS.	.00	.00	.00	.00
100-21587-000-000	UNIFORM ALLOWANCES	.00	.00	.00	.00
100-21588-000-000	COLONIAL DIS./CANCER	.00	.00	.00	.00
100-21590-000-000	FLX MEDICAL/DAY CARE REIMBURS	( 24,446.48)	1,465.19	11,562.99	( 12,883.49)
100-21611-000-000	COUNTY & STATE TAXES	.00	.00	1,719,654.18	1,719,654.18
100-21612-000-000	COUNTY-FAILED LOTTERY CREDIT	.00	.00	.00	.00
100-21700-000-000	COUNTY-FAILED LOTTERY CREDIT	.00	.00	.00	.00
100-21711-000-000	PLATTEVILLE SCHOOL DIST.	.00	.00	4,229,025.14	4,229,025.14
100-21712-000-000	VO-TECH SCHOOL TAXES	.00	.00	498,020.51	498,020.51
100-22211-000-000	ADVANCE TAX COLLECTIONS	( 5,228,059.35)	.00	.00	( 5,228,059.35)
100-23141-000-000	MUN. UTILITY AVAILABLE BA	.00	.00	.00	.00
100-23142-000-000	AIRPORT COMMISSION	.00	.00	.00	.00
100-23200-000-000	PARKING SPACE FEES	( 88,535.95)	( 495.00)	( 1,530.00)	( 90,065.95)
100-23221-000-000	AIRPORT SALES TAX ACCOUNT	.00	.00	.00	.00
100-23235-000-000	REFUSE: UWP GARBAGE BILL REIMB	.30	.00	.00	.30

# CITY OF PLATTEVILLE

BALANCE SHEET  
MARCH 31, 2026

## FUND 100 - GENERAL FUND

	BEGINNING BALANCE	CURRENT ACTIVITY	YTD ACTIVITY	ENDING BALANCE
100-23340-000-000 HOUSING STUDY	.00	.00	.00	.00
100-23345-000-000 PARK CAMPING TRUST - HOMELESS	( 325.00)	.00	.00	( 325.00)
100-23347-000-000 M HARRISON MEMORIAL TRUST	.00	.00	.00	.00
100-23348-000-000 PARKS BEINING TRUST	( 21,099.60)	( 150.00)	( 150.00)	( 21,249.60)
100-23349-000-000 ICE RINK DONATIONS	.00	.00	.00	.00
100-23351-000-000 SOCCER DONATIONS	( 24,225.11)	.00	.00	( 24,225.11)
100-23352-000-000 SWIM TEAM DONATIONS TRUST ACCT	( 10,605.11)	.00	.00	( 10,605.11)
100-23353-000-000 TENNIS ASSOC. DONATIONS	( 731.40)	.00	.00	( 731.40)
100-23354-000-000 FORESTRY DONATIONS	( 3,352.00)	.00	.00	( 3,352.00)
100-23355-000-000 LEGION PARK ADV TRUST	( 94,091.53)	.00	.00	( 94,091.53)
100-23359-000-000 ARMORY PROCEEDS	( 61,278.00)	.00	.00	( 61,278.00)
100-23360-000-000 LIBRARY BUILDING FUND	( 17,185.94)	.00	.00	( 17,185.94)
100-23370-000-000 MUSEUM BEINING TRUST	( 19,351.92)	.00	.00	( 19,351.92)
100-23371-000-000 MUSEUM REVOLVING FUND	( 35,083.76)	.00	.00	( 35,083.76)
100-23372-000-000 MUSEUM TRUST FUND	( 25,065.49)	.00	.00	( 25,065.49)
100-23373-000-000 JAMISON FUND	( 103.25)	.00	.00	( 103.25)
100-23374-000-000 MUSEUM BILLBOARD ADVERTISING	.00	.00	.00	.00
100-23375-000-000 MUSEUM PATH PROJECT FUND	.00	.00	.00	.00
100-23376-000-000 MUSEUM: DONATIONS	( 135.00)	.00	.00	( 135.00)
100-23377-000-000 AUDITORIUM REPLACEMENT FUND	( 745.00)	.00	.00	( 745.00)
100-23378-000-000 FIRE TOWNSHIP PMTS FOR BLDG	.00	.00	.00	.00
100-23379-000-000 AUTO PULSE DONATIONS	.00	.00	.00	.00
100-23382-000-000 AED FUND	( 320.71)	.00	.00	( 320.71)
100-23385-000-000 FIREWORKS FUND	( 9,033.26)	( 1,400.00)	( 4,025.00)	( 13,058.26)
100-23386-000-000 POOL DONATIONS	( 2,159.70)	.00	.00	( 2,159.70)
100-23387-000-000 SKATEBOARD PARK DONATIONS	( 602.75)	.00	.00	( 602.75)
100-23388-000-000 LEGION PARK EVENT CENTER	( 8,950.00)	.00	.00	( 8,950.00)
100-23391-000-000 EVERY CHILD PLAYS SCHOLARSHIP	( 22,035.03)	( 957.74)	( 1,007.53)	( 23,042.56)
100-23392-000-000 FRISBEE GOLF MAINT. FUND	( 861.07)	.00	.00	( 861.07)
100-23395-000-000 PARK IMPACT FEES	( 19,923.77)	.00	.00	( 19,923.77)
100-23397-000-000 GREENWOOD CEM (ESTHER BOL	( 161,264.93)	.00	.00	( 161,264.93)
100-23399-000-000 GREENWOOD CEM (ZIEGERT) T	( 189,343.00)	.00	.00	( 189,343.00)
100-23400-000-000 GREENWOOD CEM. PERPETUAL	( 125,448.52)	.00	.00	( 125,448.52)
100-23401-000-000 HILLSIDE CEM. PERPETUAL C	( 109,762.92)	.00	.00	( 109,762.92)
100-23402-000-000 HILLSIDE CEM., NOT PERPET	( 5,690.72)	.00	.00	( 5,690.72)
100-23403-000-000 GREENWOOD CEM. (KEIZER)	( 15,000.00)	.00	.00	( 15,000.00)
100-23404-000-000 CYRIL CLAYTON TRUST	( 70,364.11)	.00	.00	( 70,364.11)
100-23406-000-000 PREPAID MONUMENT MARKING FEE	.00	.00	.00	.00
100-23450-000-000 FIRE DEPT DESIGNATED FUND	( 6,231.37)	.00	.00	( 6,231.37)
100-23510-000-000 GOVERNMENT CASH DEPOSITS	.00	.00	.00	.00
100-23520-000-000 POLICE DONATIONS	( 727.17)	.00	.00	( 727.17)
100-23521-000-000 POLICE EXPLORERS FUND	( 917.97)	.00	.00	( 917.97)
100-23522-000-000 POLICE POP/ACADEMY	.00	.00	.00	.00
100-23532-000-000 AMBULANCE LOVELAND TRUST	.00	.00	.00	.00
100-23552-000-000 ROUNDTREE ART GALLERY	.00	.00	.00	.00
100-23553-000-000 ROUNDTREE CARMEN BEINING TRUST	.00	.00	.00	.00
100-23554-000-000 ROUNDTREE EVA BEINING TRUST	.00	.00	.00	.00
100-23555-000-000 HISTORIC PRESERVATION COMM.	( 984.21)	.00	.00	( 984.21)
100-23574-000-000 SENIOR CENTER TRIPS	( 9,327.74)	.00	.00	( 9,327.74)
100-23575-000-000 SENIOR CENTER BUS DONATIONS	.00	.00	.00	.00
100-23576-000-000 SENIOR CENTER DONATIONS	( 38,805.53)	703.76	918.64	( 37,886.89)
100-23577-000-000 SENIOR CENTER PICNICS	61.79	.00	.00	61.79
100-23578-000-000 SUPPORT OUR SENIORS DONATIONS	165.96	.00	.00	165.96
100-23579-000-000 SENIOR CENTER BUILDING SALE	.00	.00	.00	.00
100-23600-000-000 UW-P R.E.FOUNDATION TRUST	.00	.00	.00	.00
100-23605-000-000 ROUNDTREE HALL PROCEEDS	( 523,010.91)	.00	1,322.50	( 521,688.41)

# CITY OF PLATTEVILLE

BALANCE SHEET  
MARCH 31, 2026

## FUND 100 - GENERAL FUND

	BEGINNING BALANCE	CURRENT ACTIVITY	YTD ACTIVITY	ENDING BALANCE
100-23700-000-000 TAXI FUNDS PENDING STATE AUDIT	.00	.00	.00	.00
100-25112-000-000 POSTPONED SPEC-ASSES-C/G/	.00	.00	.00	.00
100-25801-000-000 FREUDENRICH ANIMAL CARE	.00	.00	.00	.00
100-26000-000-000 DEFERRED (PREPAID) REVENUE	.00	.00	.00	.00
100-27000-000-000 NOTES ADV. ECON. DEV.	( 195,047.11)	643.39	1,926.17	( 193,120.94)
100-27001-000-000 NOTES ADVANCED PAIDC	.00	.00	.00	.00
100-27002-000-000 NOTES ADVANCE AIRPORT	.00	.00	.00	.00
100-27013-000-000 LONG-TERM ADV. TO TIF#3	.00	.00	.00	.00
100-27014-000-000 LONG-TERM ADV. TO TIF#4	.00	.00	.00	.00
100-27015-000-000 LONG-TERM ADV. TO TIF#5	.00	.00	.00	.00
100-27016-000-000 LONG-TERM ADV. TO TIF#6	( 51,375.38)	.00	.00	( 51,375.38)
100-27017-000-000 LONG-TERM ADV. TO TIF #7	( 457,550.73)	.00	.00	( 457,550.73)
100-27018-000-000 LONG-TERM ADV. TO TIF #8	.00	.00	.00	.00
100-27180-000-000 RESERVE FOR NEW AMBULANCE	( 11,399.72)	.00	.00	( 11,399.72)
100-27192-000-000 PARK DAMAGE DEPOSIT	( 305.00)	.00	.00	( 305.00)
100-27193-000-000 CITY HALL DAMAGE DEPOSITS	.00	.00	.00	.00
100-27356-000-000 GRAHAM COMMUNITY FUND	.00	.00	.00	.00
100-29620-000-000 ACCRUED EMPLOYEE BENEFITS	( 709,431.27)	.00	.00	( 709,431.27)
100-30000-000-000 BUDGET VARIANCE	.00	.00	.00	.00
TOTAL LIABILITIES	( 9,180,745.89)	3,535.36	7,105,313.07	( 2,075,432.82)
FUND EQUITY				
100-31000-000-000 FUND BALANCE	( 3,934,054.22)	.00	.00	( 3,934,054.22)
100-32000-000-000 CONTINGENCY RESERVE	.00	.00	.00	.00
100-33000-000-000 INVESTMENT IN CAPITAL ASSETS	( 59,469,829.24)	.00	.00	( 59,469,829.24)
100-34100-000-000 2016 DEV GRANT RESERVE	.00	.00	.00	.00
100-34110-000-000 P.O. ENCUMBRANCE	.00	.00	.00	.00
100-34133-000-000 LONG-TERM ADV. TO TIF #3	.00	.00	.00	.00
100-34134-000-000 LONG-TERM ADV. TO TIF #4	.00	.00	.00	.00
100-34135-000-000 LONG-TERM ADV. TO TIF #5	.00	.00	.00	.00
100-34136-000-000 LONG-TERM ADV. TO TIF #6	.00	.00	.00	.00
100-34137-000-000 LONG-TERM ADV. TO TIF #7	.00	.00	.00	.00
100-34138-000-000 LONG-TERM ADV. TO TIF #8	.00	.00	.00	.00
NET INCOME/LOSS	.00	324,782.25	1,142,044.04	1,142,044.04
TOTAL FUND EQUITY	( 63,403,883.46)	324,782.25	1,142,044.04	( 62,261,839.42)
TOTAL LIABILITIES AND EQUITY	( 72,584,629.35)	328,317.61	8,247,357.11	( 64,337,272.24)

**CITY OF PLATTEVILLE**  
 DETAIL REVENUES WITH COMPARISON TO BUDGET  
 FOR THE 3 MONTHS ENDING MARCH 31, 2026

**FUND 100 - GENERAL FUND**

	PERIOD ACTUAL	YTD ACTUAL	BUDGET AMOUNT	VARIANCE	% OF BUDGET	ENC BALANCE	UNENC BALANCE
<u>TAXES</u>							
100-41100-100-000	GENERAL PROPERTY TAXES	.00	.00	3,142,922.00	(3,142,922.00)	.00	.00 (3,142,922.00)
100-41210-135-000	LOCAL ROOM TAX	.00	.00	212,617.00	( 212,617.00)	.00	.00 ( 212,617.00)
100-41310-140-000	MUNICIPAL OWNED UTILITY	31,309.86	93,929.58	360,000.00	( 266,070.42)	26.09	.00 ( 266,070.42)
100-41321-150-000	PAYMENTS IN LIEU OF TAXES	.00	142,169.00	143,043.00	( 874.00)	99.39	.00 ( 874.00)
100-41800-160-000	INTEREST ON TAXES	2.40	71.03	1,000.00	( 928.97)	7.10	.00 ( 928.97)
	<b>TOTAL TAXES</b>	<b>31,312.26</b>	<b>236,169.61</b>	<b>3,859,582.00</b>	<b>(3,623,412.39)</b>	<b>6.12</b>	<b>.00 (3,623,412.39)</b>
<u>SPECIAL ASSESSMENTS</u>							
100-42000-600-000	STR ADMIN: SNOW & ICE	.00	1,250.00	150.00	1,100.00	833.33	.00 1,100.00
100-42000-601-000	WEEDS: ENFORCEMENT REVENU	.00	.00	3,000.00	( 3,000.00)	.00	.00 ( 3,000.00)
100-42000-608-000	WEIGHTS & MEASURES	.00	.00	5,000.00	( 5,000.00)	.00	.00 ( 5,000.00)
	<b>TOTAL SPECIAL ASSESSMENTS</b>	<b>.00</b>	<b>1,250.00</b>	<b>8,150.00</b>	<b>( 6,900.00)</b>	<b>15.34</b>	<b>.00 ( 6,900.00)</b>
<u>INTERGOVERNMENTAL REVENUE</u>							
100-43410-230-000	STATE SHARED REVENUES	.00	.00	3,279,188.00	(3,279,188.00)	.00	.00 (3,279,188.00)
100-43410-231-000	EXPENDITURE RESTRAINT PAY	.00	.00	97,453.00	( 97,453.00)	.00	.00 ( 97,453.00)
100-43410-232-000	STATE AID EXEMPT COMPUTER	.00	.00	13,260.00	( 13,260.00)	.00	.00 ( 13,260.00)
100-43410-233-000	PERSONAL PROPERTY AID	.00	.00	91,340.00	( 91,340.00)	.00	.00 ( 91,340.00)
100-43420-240-000	2% FIRE INS. DUES STATE	.00	.00	50,699.00	( 50,699.00)	.00	.00 ( 50,699.00)
100-43521-250-000	POLICE GRANTS (STATE)	.00	.00	4,560.00	( 4,560.00)	.00	.00 ( 4,560.00)
100-43531-260-000	GENERAL TRANS. AIDS	.00	155,639.07	622,924.00	( 467,284.93)	24.99	.00 ( 467,284.93)
100-43533-270-000	CONNECTING HIGHWAY AIDS	.00	15,997.92	63,992.00	( 47,994.08)	25.00	.00 ( 47,994.08)
100-43540-282-000	RECYCLE: RECYCLING GRANT	.00	.00	44,200.00	( 44,200.00)	.00	.00 ( 44,200.00)
100-43551-257-000	LIBRARY FOUNDATION GRANT	196.63	272.22	2,000.00	( 1,727.78)	13.61	.00 ( 1,727.78)
100-43551-258-000	LIBRARY GRANT/SCHLRSHIP OTH	10,857.50	10,857.50	.00	10,857.50	.00	.00 10,857.50
100-43570-280-000	LIBRARY: SWLS GRANT AUDIOBO	.00	.00	5,625.00	( 5,625.00)	.00	.00 ( 5,625.00)
100-43570-285-000	S.W.L.S. LIBRARY GRANT	.00	5,000.00	5,000.00	.00	100.00	.00 .00
100-43610-300-000	ST. AID MUN. SERVICE PMT.	.00	246,184.72	246,089.00	95.72	100.04	.00 95.72
100-43630-310-000	LIEU OF TAXES DNR	.00	.00	47.00	( 47.00)	.00	.00 ( 47.00)
100-43710-330-000	STREET MATCHING FUNDS-COUN	.00	.00	4,000.00	( 4,000.00)	.00	.00 ( 4,000.00)
100-43720-551-000	COUNTY LIBRARY FUNDING	256,756.77	256,756.77	256,756.00	.77	100.00	.00 .77
	<b>TOTAL INTERGOVERNMENTAL RE</b>	<b>267,810.90</b>	<b>690,708.20</b>	<b>4,787,133.00</b>	<b>(4,096,424.80)</b>	<b>14.43</b>	<b>.00 (4,096,424.80)</b>

**CITY OF PLATTEVILLE**  
 DETAIL REVENUES WITH COMPARISON TO BUDGET  
 FOR THE 3 MONTHS ENDING MARCH 31, 2026

**FUND 100 - GENERAL FUND**

	PERIOD ACTUAL	YTD ACTUAL	BUDGET AMOUNT	VARIANCE	% OF BUDGET	ENC BALANCE	UNENC BALANCE
<u>LICENSES &amp; PERMITS</u>							
100-44100-610-000	LIQUOR & MALT LICENSES	( 178.00)	10,290.00	22,700.00	( 12,410.00)	45.33	.00 ( 12,410.00)
100-44100-611-000	OPERATOR'S LICENSES	436.00	1,182.00	6,000.00	( 4,818.00)	19.70	.00 ( 4,818.00)
100-44100-612-000	BUSINESS & OCCUPATIONAL L	.00	.00	500.00	( 500.00)	.00	.00 ( 500.00)
100-44100-613-000	CIGARETTE LICENSES	.00	.00	1,500.00	( 1,500.00)	.00	.00 ( 1,500.00)
100-44100-614-000	TELEVISION FRANCHISE	.00	.00	6,290.00	( 6,290.00)	.00	.00 ( 6,290.00)
100-44100-615-000	SOLICITORS/VENDORS PERMITS	525.00	800.00	800.00	.00	100.00	.00 .00
100-44200-620-000	BICYCLE LICENSES	.00	.00	50.00	( 50.00)	.00	.00 ( 50.00)
100-44200-621-000	DOG LICENSES	618.00	851.00	1,100.00	( 249.00)	77.36	.00 ( 249.00)
100-44300-630-000	BUILDING INSPECTION PERMIT	5,325.00	15,078.54	85,000.00	( 69,921.46)	17.74	.00 ( 69,921.46)
100-44300-633-000	PLANNING COMMISSION	.00	.00	1,000.00	( 1,000.00)	.00	.00 ( 1,000.00)
100-44900-600-000	STORM WATER PERMIT	.00	.00	2,000.00	( 2,000.00)	.00	.00 ( 2,000.00)
100-44900-610-000	EROSION CONTROL PERMIT	.00	.00	1,000.00	( 1,000.00)	.00	.00 ( 1,000.00)
	<b>TOTAL LICENSES &amp; PERMITS</b>	<b>6,726.00</b>	<b>28,201.54</b>	<b>127,940.00</b>	<b>( 99,738.46)</b>	<b>22.04</b>	<b>.00 ( 99,738.46)</b>
<u>FINES &amp; FORFEITURES</u>							
100-45100-640-000	COURT PENALTIES & COSTS	7,866.09	17,380.83	80,000.00	( 62,619.17)	21.73	.00 ( 62,619.17)
100-45100-641-000	PARKING VIOLATIONS	5,396.25	13,111.25	65,000.00	( 51,888.75)	20.17	.00 ( 51,888.75)
100-45100-643-000	UW-P PARKING CITATION VIOLATI	.00	.00	2,500.00	( 2,500.00)	.00	.00 ( 2,500.00)
	<b>TOTAL FINES &amp; FORFEITURES</b>	<b>13,262.34</b>	<b>30,492.08</b>	<b>147,500.00</b>	<b>( 117,007.92)</b>	<b>20.67</b>	<b>.00 ( 117,007.92)</b>

**CITY OF PLATTEVILLE**  
 DETAIL REVENUES WITH COMPARISON TO BUDGET  
 FOR THE 3 MONTHS ENDING MARCH 31, 2026

**FUND 100 - GENERAL FUND**

	PERIOD		BUDGET		% OF	ENC	UNENC
	ACTUAL	YTD ACTUAL	AMOUNT	VARIANCE	BUDGET	BALANCE	BALANCE
<u>PUBLIC CHARGES FOR SERVICE</u>							
100-46100-648-000	COBRA INSURANCE CHARGES	.00	.00	100.00	( 100.00)	.00	( 100.00)
100-46100-650-000	ZONING BOOKS & BD. OF APP	.00	.00	500.00	( 500.00)	.00	( 500.00)
100-46100-652-000	LICENSE PUBLICATION FEES	.00	50.50	450.00	( 399.50)	11.22	( 399.50)
100-46100-656-000	REFUSE: SALE OF GARBAGE BAG	720.00	730.00	2,000.00	( 1,270.00)	36.50	( 1,270.00)
100-46100-695-000	PROPERTY SEARCH CHARGE	.00	180.00	5,500.00	( 5,320.00)	3.27	( 5,320.00)
100-46210-659-000	POLICE OTHER FEES	400.00	795.00	4,000.00	( 3,205.00)	19.88	( 3,205.00)
100-46210-660-000	POLICE COPIES	90.22	201.44	1,000.00	( 798.56)	20.14	( 798.56)
100-46210-661-000	TOWING	.00	152.00	3,000.00	( 2,848.00)	5.07	( 2,848.00)
100-46210-662-000	POLICE OTHER-BACKGROUND C	98.00	280.00	1,750.00	( 1,470.00)	16.00	( 1,470.00)
100-46210-664-000	POLICE DONATIONS	.00	.00	2,000.00	( 2,000.00)	.00	( 2,000.00)
100-46210-706-000	UW-P PARKING PERMIT FEES	.00	.00	21,600.00	( 21,600.00)	.00	( 21,600.00)
100-46220-638-000	FIRE INSPECTIONS	.00	.00	75,250.00	( 75,250.00)	.00	( 75,250.00)
100-46220-639-000	FIRE DEPT COPIES	.00	.00	40.00	( 40.00)	.00	( 40.00)
100-46310-430-000	STREET DEPARTMENT	.00	153.70	3,500.00	( 3,346.30)	4.39	( 3,346.30)
100-46350-200-000	SEN CTR: GROCERY REIMB	.00	.00	900.00	( 900.00)	.00	( 900.00)
100-46420-464-000	REFUSE: GARBAGE FEE/TAXBILL	.00	.00	164,750.00	( 164,750.00)	.00	( 164,750.00)
100-46540-007-000	GREENWOOD CEM. DON.,CNTY.	213.75	213.75	214.00	( .25)	99.88	( .25)
100-46540-008-000	GREENWOOD CEM. LOT SALES	.00	.00	5,000.00	( 5,000.00)	.00	( 5,000.00)
100-46540-009-000	GREENWOOD CEM. BURIAL FEE	.00	.00	15,000.00	( 15,000.00)	.00	( 15,000.00)
100-46540-010-000	HILLSIDE CEM. BURIAL FEES	.00	.00	21,000.00	( 21,000.00)	.00	( 21,000.00)
100-46540-011-000	HILLSIDE CEM. LOT SALES	.00	.00	4,000.00	( 4,000.00)	.00	( 4,000.00)
100-46540-012-000	HILLSIDE CEM. DON.,CNTY.P	213.75	213.75	214.00	( .25)	99.88	( .25)
100-46540-013-000	GREENWOOD CEM. MONUMENT	.00	.00	600.00	( 600.00)	.00	( 600.00)
100-46540-014-000	HILLSIDE CEM. MONUMENT FEE	.00	.00	600.00	( 600.00)	.00	( 600.00)
100-46710-450-000	LIBRARY: FINES / LOST BOOKS	197.45	267.93	400.00	( 132.07)	66.98	( 132.07)
100-46710-451-000	LIBRARY: TAXABLE	498.18	1,007.36	5,000.00	( 3,992.64)	20.15	( 3,992.64)
100-46710-452-000	LIBRARY: ROOM RESERVATIONS	270.36	335.36	1,000.00	( 664.64)	33.54	( 664.64)
100-46720-671-000	PARK CAMPING FEES TAXABLE	993.76	1,118.76	10,000.00	( 8,881.24)	11.19	( 8,881.24)
100-46750-673-100	POOL: DAILY ADMISSIONS	.00	.00	30,000.00	( 30,000.00)	.00	( 30,000.00)
100-46750-673-101	POOL: SEASONAL PASSES	.00	.00	24,000.00	( 24,000.00)	.00	( 24,000.00)
100-46750-673-102	POOL: LESSONS	345.00	465.00	15,000.00	( 14,535.00)	3.10	( 14,535.00)
100-46750-673-103	POOL: LIFEGUARD SUPPLIES	.00	.00	500.00	( 500.00)	.00	( 500.00)
100-46750-673-106	POOL: ZUMBA	.00	.00	900.00	( 900.00)	.00	( 900.00)
100-46750-674-000	MUNICIPAL POOL SALES/VEND	.00	.00	5,000.00	( 5,000.00)	.00	( 5,000.00)
100-46750-675-356	RECREATION (OTHER SUMMER)	.00	.00	210.00	( 210.00)	.00	( 210.00)
100-46750-675-359	SOCCER (YOUTH)	195.00	195.00	7,500.00	( 7,305.00)	2.60	( 7,305.00)
100-46750-675-361	TBALL & BASEBALL (YOUTH)	1,170.00	1,680.00	2,100.00	( 420.00)	80.00	( 420.00)
100-46750-675-362	YOUTH DIAMOND SPORTS	7,155.82	10,109.95	10,000.00	109.95	101.10	109.95
100-46750-675-374	BASKETBALL (YOUTH)	.00	.00	250.00	( 250.00)	.00	( 250.00)
100-46750-675-393	DANCE (YOUTH)	210.00	735.00	1,000.00	( 265.00)	73.50	( 265.00)
100-46750-676-377	INDOOR VOLLEYBALL (YOUTH)	570.00	765.00	650.00	115.00	117.69	115.00
100-46750-676-382	FOOTBALL (YOUTH)	35.00	35.00	3,000.00	( 2,965.00)	1.17	( 2,965.00)
100-46750-676-384	GYMNASTICS (YOUTH)	15.00	15.00	350.00	( 335.00)	4.29	( 335.00)
100-46750-676-385	INTRO TO SPORTS (YOUTH)	.00	344.08	400.00	( 55.92)	86.02	( 55.92)
100-46750-676-387	SWIM TEAM (YOUTH)	60.00	60.00	4,200.00	( 4,140.00)	1.43	( 4,140.00)
100-46750-677-000	RECREATION TAXABLE	( 5.89)	( 9.96)	( 100.00)	90.04	( 9.96)	90.04
100-46750-677-500	PICKLEBALL (ADULT)	50.00	50.00	.00	50.00	.00	50.00
100-46750-677-504	INDOOR VOLLEYBALL (ADULT)	57.00	116.00	3,000.00	( 2,884.00)	3.87	( 2,884.00)
100-46750-677-505	SAND VOLLEYBALL (ADULT)	.00	.00	1,500.00	( 1,500.00)	.00	( 1,500.00)
100-46750-677-508	HORSESHOE ASSOCIATION (ADU	.00	.00	550.00	( 550.00)	.00	( 550.00)
100-46750-677-524	BASKETBALL (ADULT)	48.00	186.00	100.00	86.00	186.00	86.00
100-46750-685-000	RECREATION DONATIONS	1,225.00	1,225.00	6,000.00	( 4,775.00)	20.42	( 4,775.00)
100-46750-686-000	PARK DONATIONS	.00	.00	100.00	( 100.00)	.00	( 100.00)

**CITY OF PLATTEVILLE**  
 DETAIL REVENUES WITH COMPARISON TO BUDGET  
 FOR THE 3 MONTHS ENDING MARCH 31, 2026

**FUND 100 - GENERAL FUND**

	PERIOD ACTUAL	YTD ACTUAL	BUDGET AMOUNT	VARIANCE	% OF BUDGET	ENC BALANCE	UNENC BALANCE
100-46810-100-000 FORESTRY: COMPOST PERMITS	.00	30.00	180.00	( 150.00)	16.67	.00	( 150.00)
TOTAL PUBLIC CHARGES FOR SE	14,825.40	21,700.62	465,758.00	( 444,057.38)	4.66	.00	( 444,057.38)
<u>INTERGOVERNMENTAL CHARGE</u>							
100-47230-536-000 UW-P ADMIN FEES	82.50	110.00	600.00	( 490.00)	18.33	.00	( 490.00)
100-47300-240-000 2% FIRE INS. DUES TOWNSHIPS	.00	.00	19,760.00	( 19,760.00)	.00	.00	( 19,760.00)
100-47300-480-000 FIRE DEPT. INS PMTS.	.00	.00	5,800.00	( 5,800.00)	.00	.00	( 5,800.00)
100-47300-481-000 FIRE DEPT. TOWNSHIP SHARE	.00	.00	97,446.00	( 97,446.00)	.00	.00	( 97,446.00)
100-47300-482-000 FIRE PER CALL CHARGES (\$450)	.00	.00	3,600.00	( 3,600.00)	.00	.00	( 3,600.00)
100-47305-552-000 SCHOOL/CITY CONTRACT	9,686.19	28,375.33	113,920.00	( 85,544.67)	24.91	.00	( 85,544.67)
100-47310-521-000 CROSSING GUARD SCHOOL REIM	289.53	508.28	2,700.00	( 2,191.72)	18.83	.00	( 2,191.72)
TOTAL INTERGOVERNMENTAL CH	10,058.22	28,993.61	243,826.00	( 214,832.39)	11.89	.00	( 214,832.39)
<u>MISCELLANEOUS REVENUES</u>							
100-48110-810-000 INTEREST GENERAL FUND	50,916.03	120,158.34	450,500.00	( 330,341.66)	26.67	.00	( 330,341.66)
100-48110-811-000 INTEREST LIBRARY FUNDS	76.65	161.48	.00	161.48	.00	.00	161.48
100-48110-815-000 INTEREST GREENWOOD CEMETE	1,410.31	2,971.16	17,000.00	( 14,028.84)	17.48	.00	( 14,028.84)
100-48110-817-000 INTEREST HILLSIDE CEMETERY	325.52	821.36	4,000.00	( 3,178.64)	20.53	.00	( 3,178.64)
100-48130-822-000 INTEREST ON SNOW BILLS	.00	.00	15.00	( 15.00)	.00	.00	( 15.00)
100-48130-823-000 INTEREST ON WEED BILLS	.00	.00	1.00	( 1.00)	.00	.00	( 1.00)
100-48200-830-000 CITY BUILDING RENTAL	180.00	540.00	2,800.00	( 2,260.00)	19.29	.00	( 2,260.00)
100-48200-831-000 CITY BUILDING RENTAL TAXABLE	( 2.00)	75.94	250.00	( 174.06)	30.38	.00	( 174.06)
100-48200-840-000 SHELTER RENTAL TAXABLE	385.02	827.30	3,600.00	( 2,772.70)	22.98	.00	( 2,772.70)
100-48200-841-000 SHELTER RENTAL	.00	50.00	1,100.00	( 1,050.00)	4.55	.00	( 1,050.00)
100-48309-682-000 RECYCLE: SALE OF RECYCLE BIN	60.00	105.00	500.00	( 395.00)	21.00	.00	( 395.00)
100-48309-683-000 SALE OF STREET DEPT ITEMS	.00	.00	12,000.00	( 12,000.00)	.00	.00	( 12,000.00)
100-48309-684-000 SALE OF PARK DEPT ITEMS	.00	.00	5,000.00	( 5,000.00)	.00	.00	( 5,000.00)
100-48500-511-000 MISC CITY DONATIONS	.00	.00	5,000.00	( 5,000.00)	.00	.00	( 5,000.00)
100-48500-555-000 LIFEGUARD INCENTIVE FUNDS	16.31	47.59	.00	47.59	.00	.00	47.59
100-48500-847-000 SENIOR CENTER DONATIONS	.00	.00	1,350.00	( 1,350.00)	.00	.00	( 1,350.00)
100-48900-870-000 WATER/SEWER CHARGES	.00	.00	11,000.00	( 11,000.00)	.00	.00	( 11,000.00)
TOTAL MISCELLANEOUS REVENU	53,367.84	125,758.17	514,116.00	( 388,357.83)	24.46	.00	( 388,357.83)
<u>OTHER FINANCING SOURCES</u>							
100-49210-800-000 GRANT PLATTEVILLE, INC LOAN	1,047.07	3,141.21	12,565.00	( 9,423.79)	25.00	.00	( 9,423.79)
100-49275-275-000 NON-PERFORMANCE PENALTY	.00	.00	1,491.00	( 1,491.00)	.00	.00	( 1,491.00)
TOTAL OTHER FINANCING SOUR	1,047.07	3,141.21	14,056.00	( 10,914.79)	22.35	.00	( 10,914.79)
TOTAL FUND REVENUE	398,410.03	1,166,415.04	10,168,061.00	(9,001,645.96)	11.47	.00	(9,001,645.96)

**CITY OF PLATTEVILLE**  
 DETAIL EXPENDITURES WITH COMPARISON TO BUDGET  
 FOR THE 3 MONTHS ENDING MARCH 31, 2026

**FUND 100 - GENERAL FUND**

		PERIOD ACTUAL	YTD ACTUAL	BUDGET AMOUNT	VARIANCE	% OF BUDGET	ENC BALANCE	UNENC BALANCE
<u>COMMON COUNCIL</u>								
100-51100-309-000	COUNCIL: POSTAGE	.00	4.07	150.00	145.93	2.71	.00	145.93
100-51100-320-000	COUNCIL: SUBSCRIPTION & DUE	.00	4,720.50	4,800.00	79.50	98.34	.00	79.50
100-51100-330-000	COUNCIL: TRAVEL & CONFERENC	.00	.00	1,750.00	1,750.00	.00	.00	1,750.00
100-51100-340-000	COUNCIL: OPERATING SUPPLIES	145.68	455.57	3,000.00	2,544.43	15.19	.00	2,544.43
100-51100-341-000	COUNCIL: ADV & PUB	.00	94.20	1,530.00	1,435.80	6.16	.00	1,435.80
	<b>TOTAL COMMON COUNCIL</b>	<b>145.68</b>	<b>5,274.34</b>	<b>11,230.00</b>	<b>5,955.66</b>	<b>46.97</b>	<b>.00</b>	<b>5,955.66</b>
<u>ATTORNEY</u>								
100-51300-210-000	ATTORNEY: PROF SERVICES	1,035.00	1,035.00	27,500.00	26,465.00	3.76	.00	26,465.00
100-51300-215-000	ATTORNEY: SPECIAL COUNSEL	.00	.00	5,000.00	5,000.00	.00	.00	5,000.00
	<b>TOTAL ATTORNEY</b>	<b>1,035.00</b>	<b>1,035.00</b>	<b>32,500.00</b>	<b>31,465.00</b>	<b>3.18</b>	<b>.00</b>	<b>31,465.00</b>
<u>CITY MANAGER'S OFFICE</u>								
100-51410-110-000	CITY MGR: SALARIES	.00	.00	99,225.00	99,225.00	.00	.00	99,225.00
100-51410-111-000	CITY MGR: CAR ALLOWANCE	.00	.00	1,200.00	1,200.00	.00	.00	1,200.00
100-51410-120-000	CITY MGR: OTHER WAGES	1,055.20	3,165.63	13,812.00	10,646.37	22.92	.00	10,646.37
100-51410-131-000	CITY MGR: WRS (ERS	75.98	227.94	8,138.00	7,910.06	2.80	.00	7,910.06
100-51410-132-000	CITY MGR: SOC SEC	61.43	185.36	7,082.00	6,896.64	2.62	.00	6,896.64
100-51410-133-000	CITY MGR: MEDICARE	14.37	43.36	1,656.00	1,612.64	2.62	.00	1,612.64
100-51410-134-000	CITY MGR: LIFE INS	3.32	13.26	145.00	131.74	9.14	.00	131.74
100-51410-135-000	CITY MGR: HEALTH INS PREMIUM	438.33	1,753.34	26,544.00	24,790.66	6.61	.00	24,790.66
100-51410-137-000	CITY MGR: HEALTH INS. CLAIMS	37.91	59.58	375.00	315.42	15.89	.00	315.42
100-51410-138-000	CITY MGR: DENTAL INS	25.59	102.36	1,341.00	1,238.64	7.63	.00	1,238.64
100-51410-139-000	CITY MGR: LONG TERM DISABILIT	4.55	18.17	441.00	422.83	4.12	.00	422.83
100-51410-210-000	CITY MGR: PROF SERVICES	.00	.00	6,500.00	6,500.00	.00	.00	6,500.00
100-51410-300-000	CITY MGR: TELEPHONE	5.08	18.82	800.00	781.18	2.35	.00	781.18
100-51410-309-000	CITY MGR: POSTAGE	.00	.00	75.00	75.00	.00	.00	75.00
100-51410-310-000	CITY MGR: OFFICE SUPPLIES	.00	.00	250.00	250.00	.00	.00	250.00
100-51410-320-000	CITY MGR: SUBSCRIPTION & DUE	.00	.00	500.00	500.00	.00	.00	500.00
100-51410-327-000	CITY MGR: GRANT WRITING	325.00	520.00	5,000.00	4,480.00	10.40	.00	4,480.00
100-51410-330-000	CITY MGR: TRAVEL & CONFEREN	.00	.00	2,000.00	2,000.00	.00	.00	2,000.00
100-51410-346-000	CITY MGR: COPY MACHINES	31.42	80.60	400.00	319.40	20.15	.00	319.40
100-51410-390-000	CITY MGR: OTHER SUPPLIES & E	.00	.00	2,500.00	2,500.00	.00	.00	2,500.00
100-51410-420-000	CITY MGR: SUNSHINE FUND	586.54	586.54	3,500.00	2,913.46	16.76	.00	2,913.46
100-51410-500-000	CITY MGR: OUTLAY	21,974.85	21,974.85	.00	( 21,974.85)	.00	.00	( 21,974.85)
100-51410-530-000	CITY MGR: RENT EXPENSE	.00	350.00	2,400.00	2,050.00	14.58	.00	2,050.00
100-51410-998-000	CITY MGR: WAGE/BNFT CONTING	.00	.00	1,000.00	1,000.00	.00	.00	1,000.00
100-51410-999-000	CITY MGR: CONTINGENCY FUND	.00	.00	25,000.00	25,000.00	.00	.00	25,000.00
	<b>TOTAL CITY MANAGER'S OFFICE</b>	<b>24,639.57</b>	<b>29,099.81</b>	<b>209,884.00</b>	<b>180,784.19</b>	<b>13.86</b>	<b>.00</b>	<b>180,784.19</b>

**CITY OF PLATTEVILLE**  
 DETAIL EXPENDITURES WITH COMPARISON TO BUDGET  
 FOR THE 3 MONTHS ENDING MARCH 31, 2026

**FUND 100 - GENERAL FUND**

		PERIOD ACTUAL	YTD ACTUAL	BUDGET AMOUNT	VARIANCE	% OF BUDGET	ENC BALANCE	UNENC BALANCE
<u>COMMUNICATIONS</u>								
100-51411-120-000	COMMUNICATION: OTHER WAGE	4,929.60	14,632.40	63,565.00	48,932.60	23.02	.00	48,932.60
100-51411-131-000	COMMUNICATION: WRS (ERS)	352.06	1,047.08	4,577.00	3,529.92	22.88	.00	3,529.92
100-51411-132-000	COMMUNICATION: SOC SEC	281.43	834.60	3,941.00	3,106.40	21.18	.00	3,106.40
100-51411-133-000	COMMUNICATION: MEDICARE	65.82	195.19	922.00	726.81	21.17	.00	726.81
100-51411-134-000	COMMUNICATION: LIFE INS	8.35	33.40	100.00	66.60	33.40	.00	66.60
100-51411-135-000	COMMUNICATION: HEALTH INS P	2,364.93	9,459.72	28,379.00	18,919.28	33.33	.00	18,919.28
100-51411-137-000	COMMUNICATION: HLTH INS CLAI	570.00	803.52	3,400.00	2,596.48	23.63	.00	2,596.48
100-51411-138-000	COMMUNICATION: DENTAL INS	139.90	559.60	1,631.00	1,071.40	34.31	.00	1,071.40
100-51411-139-000	COMMUNICATION: LONG TERM DI	20.54	82.16	248.00	165.84	33.13	.00	165.84
100-51411-210-000	COMMUNICATION: PROF SERVIC	.00	4,688.00	4,500.00	( 188.00)	104.18	.00	( 188.00)
100-51411-300-000	COMMUNICATION: TELEPHONE	.00	81.60	1,000.00	918.40	8.16	.00	918.40
100-51411-320-000	COMMUNICATION: SUB & DUES	.00	.00	400.00	400.00	.00	.00	400.00
100-51411-364-000	COMMUNICATION: MARKETING	.00	.00	5,000.00	5,000.00	.00	.00	5,000.00
100-51411-500-000	COMMUNICATION: OUTLAY	.00	.00	3,000.00	3,000.00	.00	.00	3,000.00
	<b>TOTAL COMMUNICATIONS</b>	<b>8,732.63</b>	<b>32,417.27</b>	<b>120,663.00</b>	<b>88,245.73</b>	<b>26.87</b>	<b>.00</b>	<b>88,245.73</b>
<u>DEPARTMENT 412</u>								
100-51412-110-000	HR: SALARIES	4,830.72	15,905.43	62,798.00	46,892.57	25.33	.00	46,892.57
100-51412-131-000	HR: WRS	347.80	1,038.71	4,521.00	3,482.29	22.98	.00	3,482.29
100-51412-132-000	HR: SOC SEC	282.58	843.69	3,893.00	3,049.31	21.67	.00	3,049.31
100-51412-133-000	HR: MEDICARE	66.09	197.32	911.00	713.68	21.66	.00	713.68
100-51412-134-000	HR: LIFE INS	4.70	18.80	71.00	52.20	26.48	.00	52.20
100-51412-135-000	HR: HEALTH INS PREMIUM	1,891.94	7,567.76	22,703.00	15,135.24	33.33	.00	15,135.24
100-51412-137-000	HR: HEALTH INS CLM	.00	.00	2,560.00	2,560.00	.00	.00	2,560.00
100-51412-138-000	HR: DENTAL INS	111.92	447.68	1,305.00	857.32	34.30	.00	857.32
100-51412-139-000	HR: LONG TERM DIS	20.27	81.06	245.00	163.94	33.09	.00	163.94
100-51412-320-000	HR: SUBSCR/DUES	.00	.00	300.00	300.00	.00	.00	300.00
100-51412-330-000	HR: TRAVEL/CONF.	.00	.00	1,000.00	1,000.00	.00	.00	1,000.00
100-51412-340-000	HR: SUPPLIES	70.00	70.00	250.00	180.00	28.00	.00	180.00
	<b>TOTAL DEPARTMENT 412</b>	<b>7,626.02</b>	<b>26,170.45</b>	<b>100,557.00</b>	<b>74,386.55</b>	<b>26.03</b>	<b>.00</b>	<b>74,386.55</b>

**CITY OF PLATTEVILLE**  
 DETAIL EXPENDITURES WITH COMPARISON TO BUDGET  
 FOR THE 3 MONTHS ENDING MARCH 31, 2026

**FUND 100 - GENERAL FUND**

	PERIOD ACTUAL	YTD ACTUAL	BUDGET AMOUNT	VARIANCE	% OF BUDGET	ENC BALANCE	UNENC BALANCE	
<u>CITY CLERK'S OFFICE</u>								
100-51420-110-000	CITY CLERK: SALARIES	8,976.00	20,726.40	78,321.00	57,594.60	26.46	.00	57,594.60
100-51420-120-000	CITY CLERK: OTHER WAGES	3,165.60	9,496.77	41,437.00	31,940.23	22.92	.00	31,940.23
100-51420-131-000	CITY CLERK: WRS (ERS)	874.19	2,176.07	8,622.00	6,445.93	25.24	.00	6,445.93
100-51420-132-000	CITY CLERK: SOC SEC	718.04	1,772.84	7,425.00	5,652.16	23.88	.00	5,652.16
100-51420-133-000	CITY CLERK: MEDICARE	167.93	414.63	1,737.00	1,322.37	23.87	.00	1,322.37
100-51420-134-000	CITY CLERK: LIFE INS	42.39	169.56	509.00	339.44	33.31	.00	339.44
100-51420-135-000	CITY CLERK: HEALTH INS PREMIU	4,821.60	14,026.47	36,820.00	22,793.53	38.09	.00	22,793.53
100-51420-137-000	CITY CLERK: HEALTH INS. CLAIM	113.73	1,740.51	2,425.00	684.49	71.77	.00	684.49
100-51420-138-000	CITY CLERK: DENTAL INS	233.12	697.94	1,267.00	569.06	55.09	.00	569.06
100-51420-139-000	CITY CLERK: LONG TERM DISABIL	13.65	130.59	402.00	271.41	32.49	.00	271.41
100-51420-300-000	CITY CLERK: TELEPHONE	5.08	18.84	100.00	81.16	18.84	.00	81.16
100-51420-309-000	CITY CLERK: POSTAGE	22.49	32.14	400.00	367.86	8.04	.00	367.86
100-51420-320-000	CITY CLERK: SUBSCRIPTION & D	65.00	156.50	320.00	163.50	48.91	.00	163.50
100-51420-330-000	CITY CLERK: TRAVEL & CONFERE	.00	.00	2,000.00	2,000.00	.00	.00	2,000.00
100-51420-340-000	CITY CLERK: OPERATING SUPPLI	143.51	143.51	1,000.00	856.49	14.35	.00	856.49
100-51420-346-000	CITY CLERK: COPY MACHINES	125.70	322.41	1,600.00	1,277.59	20.15	.00	1,277.59
100-51420-381-000	CITY CLERK: LICENSE PUBLICATI	.00	.00	450.00	450.00	.00	.00	450.00
	<b>TOTAL CITY CLERK'S OFFICE</b>	<b>19,488.03</b>	<b>52,025.18</b>	<b>184,835.00</b>	<b>132,809.82</b>	<b>28.15</b>	<b>.00</b>	<b>132,809.82</b>
<u>ELECTIONS</u>								
100-51440-120-000	ELECTIONS: OTHER WAGES	.00	220.00	25,000.00	24,780.00	.88	.00	24,780.00
100-51440-132-000	ELECTIONS: SOC SEC	.00	.00	200.00	200.00	.00	.00	200.00
100-51440-133-000	ELECTIONS: MEDICARE	.00	.00	50.00	50.00	.00	.00	50.00
100-51440-309-000	ELECTIONS: POSTAGE	299.37	301.59	2,700.00	2,398.41	11.17	.00	2,398.41
100-51440-311-000	ELECTIONS: VOTING MACH. MAIN	.00	.00	3,500.00	3,500.00	.00	.00	3,500.00
100-51440-330-000	ELECTIONS: TRAVEL/CONFEREN	.00	.00	600.00	600.00	.00	.00	600.00
100-51440-340-000	ELECTIONS: OPERATING SUPPLI	9.99	1,383.64	3,500.00	2,116.36	39.53	.00	2,116.36
100-51440-341-000	ELECTIONS: ADV & PUB	.00	.00	700.00	700.00	.00	.00	700.00
100-51440-530-000	ELECTIONS: RENT	.00	.00	2,700.00	2,700.00	.00	.00	2,700.00
	<b>TOTAL ELECTIONS</b>	<b>309.36</b>	<b>1,905.23</b>	<b>38,950.00</b>	<b>37,044.77</b>	<b>4.89</b>	<b>.00</b>	<b>37,044.77</b>
<u>INFORMATION TECHNOLOGY</u>								
100-51450-210-000	INFO TECH: PROFESS SERVICES	.00	( 63,750.00)	124,785.00	188,535.00	( 51.09)	.00	188,535.00
100-51450-240-000	INFO TECH: REPAIR & MAINT	.00	.00	900.00	900.00	.00	.00	900.00
100-51450-340-000	INFO TECH: OPERATING SUPPLIE	.00	( 17,786.46)	8,100.00	25,886.46	( 219.59)	.00	25,886.46
100-51450-345-000	INFO TECH: DATA PROCESSING	219.92	( 28,607.36)	29,200.00	57,807.36	( 97.97)	.00	57,807.36
100-51450-500-000	INFO TECH: OUTLAY	.00	28.49	16,875.00	16,846.51	.17	.00	16,846.51
	<b>TOTAL INFORMATION TECHNOLO</b>	<b>219.92</b>	<b>( 110,115.33)</b>	<b>179,860.00</b>	<b>289,975.33</b>	<b>( 61.22)</b>	<b>.00</b>	<b>289,975.33</b>

**CITY OF PLATTEVILLE**  
 DETAIL EXPENDITURES WITH COMPARISON TO BUDGET  
 FOR THE 3 MONTHS ENDING MARCH 31, 2026

**FUND 100 - GENERAL FUND**

		PERIOD ACTUAL	YTD ACTUAL	BUDGET AMOUNT	VARIANCE	% OF BUDGET	ENC BALANCE	UNENC BALANCE
<u>ADMINISTRATIVE EXPENSES</u>								
100-51451-110-000	ADMIN DIRECTOR: SALARIES	5,572.92	16,718.76	73,456.00	56,737.24	22.76	.00	56,737.24
100-51451-131-000	ADMIN DIRECTOR: WRS (ERS)	401.26	1,203.78	5,289.00	4,085.22	22.76	.00	4,085.22
100-51451-132-000	ADMIN DIRECTOR: SOC SEC	321.52	964.56	4,554.00	3,589.44	21.18	.00	3,589.44
100-51451-133-000	ADMIN DIRECTOR: MEDICARE	75.19	225.57	1,065.00	839.43	21.18	.00	839.43
100-51451-134-000	ADMIN DIRECTOR: LIFE INS	31.22	124.88	375.00	250.12	33.30	.00	250.12
100-51451-135-000	ADMIN DIRECTOR: HEALTH INS P	1,577.41	6,309.64	18,919.00	12,609.36	33.35	.00	12,609.36
100-51451-137-000	ADMIN DIRECTOR: HEALTH INS C	307.97	1,303.10	3,600.00	2,296.90	36.20	.00	2,296.90
100-51451-138-000	ADMIN DIRECTOR: DENTAL INS	93.32	373.28	1,087.00	713.72	34.34	.00	713.72
100-51451-139-000	ADMIN DIRECTOR: LONG TERM DI	24.02	96.10	286.00	189.90	33.60	.00	189.90
100-51451-320-000	ADMIN DIRECTOR: SUBSCR/DUES	.00	75.00	714.00	639.00	10.50	.00	639.00
100-51451-330-000	ADMIN DIRECTOR: TRAVEL/CONF.	50.00	50.00	2,500.00	2,450.00	2.00	.00	2,450.00
100-51451-340-000	ADMIN DIRECTOR: SUPPLIES	2,141.74	2,671.04	9,435.00	6,763.96	28.31	.00	6,763.96
100-51451-500-000	ADMIN DIRECTOR: OUTLAY	.00	.00	4,000.00	4,000.00	.00	.00	4,000.00
	<b>TOTAL ADMINISTRATIVE EXPENS</b>	<b>10,596.57</b>	<b>30,115.71</b>	<b>125,280.00</b>	<b>95,164.29</b>	<b>24.04</b>	<b>.00</b>	<b>95,164.29</b>
<u>ADMINISTRATIVE TELEPHONE</u>								
100-51452-300-000	TELEPHONE	332.47	998.59	6,371.00	5,372.41	15.67	.00	5,372.41
	<b>TOTAL ADMINISTRATIVE TELEPH</b>	<b>332.47</b>	<b>998.59</b>	<b>6,371.00</b>	<b>5,372.41</b>	<b>15.67</b>	<b>.00</b>	<b>5,372.41</b>
<u>CITY TREASURER</u>								
100-51510-110-000	FINANCE: SALARIES	3,443.20	11,780.63	46,477.00	34,696.37	25.35	.00	34,696.37
100-51510-120-000	FINANCE: OTHER WAGES	8,086.40	24,153.60	106,611.00	82,457.40	22.66	.00	82,457.40
100-51510-124-000	FINANCE: OVERTIME	1,199.34	3,974.50	200.00	( 3,774.50)	1,987.25	( 3,774.50)	
100-51510-131-000	FINANCE: WRS (ERS)	916.49	2,841.06	11,036.00	8,194.94	25.74	.00	8,194.94
100-51510-132-000	FINANCE: SOC SEC	736.48	2,352.14	9,504.00	7,151.86	24.75	.00	7,151.86
100-51510-133-000	FINANCE: MEDICARE	172.25	550.12	2,223.00	1,672.88	24.75	.00	1,672.88
100-51510-134-000	FINANCE: LIFE INS	13.04	40.73	147.00	106.27	27.71	.00	106.27
100-51510-135-000	FINANCE: HEALTH INS PREMIUM	4,362.89	15,494.37	35,719.00	20,224.63	43.38	.00	20,224.63
100-51510-137-000	FINANCE: HEALTH INS. CLAIMS	1,496.79	3,606.74	3,000.00	( 606.74)	120.22	( 606.74)	
100-51510-138-000	FINANCE: DENTAL INS	188.71	635.25	1,622.00	986.75	39.16	.00	986.75
100-51510-139-000	FINANCE: LONG TERM DISABILI	34.64	153.00	596.00	443.00	25.67	.00	443.00
100-51510-210-000	FINANCE: PROF SERVICES	.00	.00	42,000.00	42,000.00	.00	.00	42,000.00
100-51510-309-000	FINANCE: POSTAGE	18.31	188.39	6,000.00	5,811.61	3.14	.00	5,811.61
100-51510-320-000	FINANCE: SUBSCRIPTION & DUE	.00	.00	50.00	50.00	.00	.00	50.00
100-51510-327-000	FINANCE: SUPPORT USER FEES	812.87	812.87	28,000.00	27,187.13	2.90	.00	27,187.13
100-51510-330-000	FINANCE: TRAVEL & CONFERENC	.00	.00	2,000.00	2,000.00	.00	.00	2,000.00
100-51510-340-000	FINANCE: OPERATING SUPPLIES	119.00	182.53	3,200.00	3,017.47	5.70	.00	3,017.47
100-51510-346-000	FINANCE: COPY MACHINES	43.38	96.66	500.00	403.34	19.33	.00	403.34
	<b>TOTAL CITY TREASURER</b>	<b>21,643.79</b>	<b>66,862.59</b>	<b>298,885.00</b>	<b>232,022.41</b>	<b>22.37</b>	<b>.00</b>	<b>232,022.41</b>

**CITY OF PLATTEVILLE**  
 DETAIL EXPENDITURES WITH COMPARISON TO BUDGET  
 FOR THE 3 MONTHS ENDING MARCH 31, 2026

**FUND 100 - GENERAL FUND**

	PERIOD ACTUAL	YTD ACTUAL	BUDGET AMOUNT	VARIANCE	% OF BUDGET	ENC BALANCE	UNENC BALANCE
<u>ASSESSOR</u>							
100-51530-126-000	ASSESSOR: BOARD OF REVIEW	.00	.00	100.00	100.00	.00	100.00
100-51530-132-000	ASSESSOR: SOC SEC	.00	.00	6.00	6.00	.00	6.00
100-51530-133-000	ASSESSOR: MEDICARE	.00	.00	1.00	1.00	.00	1.00
100-51530-210-000	ASSESSOR: PROF SERVICES	6,666.67	19,999.97	80,000.00	60,000.03	25.00	60,000.03
100-51530-341-000	ASSESSOR: ADV & PUB	.00	.00	400.00	400.00	.00	400.00
100-51530-412-000	ASSESSOR:ST. MANUFACTURING	.00	.00	450.00	450.00	.00	450.00
	<b>TOTAL ASSESSOR</b>	<b>6,666.67</b>	<b>19,999.97</b>	<b>80,957.00</b>	<b>60,957.03</b>	<b>24.70</b>	<b>60,957.03</b>
<u>MUNICIPAL BUILDING</u>							
100-51600-110-000	BLDG SVCS: SALARIES	6,363.21	19,008.83	82,718.00	63,709.17	22.98	63,709.17
100-51600-120-000	BLDG SVCS: OTHER WAGES	2,114.85	6,326.16	28,388.00	22,061.84	22.28	22,061.84
100-51600-131-000	BLDG SVCS: WRS (ERS)	458.16	1,368.66	5,956.00	4,587.34	22.98	4,587.34
100-51600-132-000	BLDG SVCS: SOC SEC	504.77	1,508.17	6,890.00	5,381.83	21.89	5,381.83
100-51600-133-000	BLDG SVCS: MEDICARE	118.05	352.72	1,610.00	1,257.28	21.91	1,257.28
100-51600-134-000	BLDG SVCS: LIFE INS	34.63	138.52	416.00	277.48	33.30	277.48
100-51600-135-000	BLDG SVCS: HLTH INS PREM	1,753.31	8,848.10	28,379.00	19,530.90	31.18	19,530.90
100-51600-137-000	BLDG SVCS: HLTH INS CLAIM	1,514.64	3,053.64	600.00	( 2,453.64)	508.94	( 2,453.64)
100-51600-138-000	BLDG SVCS: DENTAL INS	78.18	357.98	1,631.00	1,273.02	21.95	1,273.02
100-51600-139-000	BLDG SVCS: LONG TERM DIS	26.74	106.96	323.00	216.04	33.11	216.04
100-51600-210-000	BLDG SVCS: PROF SERVICES	.00	.00	16,000.00	16,000.00	.00	16,000.00
100-51600-220-000	BLDG SVCS: GAS,OIL,REPAIR	.00	.00	400.00	400.00	.00	400.00
100-51600-300-000	BLDG SVCS: TELEPHONE	.00	90.60	800.00	709.40	11.33	709.40
100-51600-314-000	BLDG SVCS: UTILITY,REFUSE	4,088.16	8,635.23	28,000.00	19,364.77	30.84	19,364.77
100-51600-340-000	BLDG SVCS: OPERAT. SUPPLY	286.79	286.79	4,700.00	4,413.21	6.10	4,413.21
100-51600-347-000	BLDG SVCS: VENDING SUPPLIES	.00	.00	150.00	150.00	.00	150.00
100-51600-350-000	BLDG SVCS: BLDG & GROUNDS	907.46	1,678.65	12,000.00	10,321.35	13.99	10,321.35
100-51600-380-000	BLDG SVCS: VEHICLE INS	.00	393.00	520.00	127.00	75.58	127.00
100-51600-500-000	BLDG SVCS: OUTLAY	.00	.00	12,000.00	12,000.00	.00	12,000.00
	<b>TOTAL MUNICIPAL BUILDING</b>	<b>18,248.95</b>	<b>52,154.01</b>	<b>231,481.00</b>	<b>179,326.99</b>	<b>22.53</b>	<b>179,326.99</b>
<u>JUDGMENTS &amp; LOSSES</u>							
100-51920-001-000	JUDGMENTS & LOSSES	.00	.00	300.00	300.00	.00	300.00
	<b>TOTAL JUDGMENTS &amp; LOSSES</b>	<b>.00</b>	<b>.00</b>	<b>300.00</b>	<b>300.00</b>	<b>.00</b>	<b>300.00</b>
<u>INSURANCES</u>							
100-51930-380-000	INS: PROPERTY & LIABILITY INSU	509.58	172,118.58	147,930.00	( 24,188.58)	116.35	( 24,188.58)
100-51930-390-000	INS: WORKERS COMPENSATION	.00	54,729.00	44,866.00	( 9,863.00)	121.98	( 9,863.00)
100-51930-400-000	INS: EMPLOYEES BOND	.00	286.00	1,700.00	1,414.00	16.82	1,414.00
100-51930-415-000	INS: FLEX SYSTEM & HRA SETUP	703.27	1,869.15	7,140.00	5,270.85	26.18	5,270.85
	<b>TOTAL INSURANCES</b>	<b>1,212.85</b>	<b>229,002.73</b>	<b>201,636.00</b>	<b>( 27,366.73)</b>	<b>113.57</b>	<b>( 27,366.73)</b>

**CITY OF PLATTEVILLE**  
 DETAIL EXPENDITURES WITH COMPARISON TO BUDGET  
 FOR THE 3 MONTHS ENDING MARCH 31, 2026

**FUND 100 - GENERAL FUND**

	PERIOD		BUDGET		% OF	ENC	UNENC
	ACTUAL	YTD ACTUAL	AMOUNT	VARIANCE	BUDGET	BALANCE	BALANCE
<u>POLICE DEPARTMENT</u>							
100-52100-110-000	POLICE: SALARIES	50,127.89	84,087.91	221,141.00	137,053.09	38.02	.00 137,053.09
100-52100-111-000	POLICE: CAR ALLOWANCE(CHIEF)	250.00	633.34	2,300.00	1,666.66	27.54	.00 1,666.66
100-52100-114-000	POLICE: OTHER POLICE OFF. WA	109,515.26	340,971.27	1,460,311.00	1,119,339.73	23.35	.00 1,119,339.73
100-52100-115-000	POLICE: OVERTIME POLICE WAG	2,191.89	8,901.83	52,000.00	43,098.17	17.12	.00 43,098.17
100-52100-117-000	POLICE: DISPATCHER WAGES	21,351.85	61,783.72	272,654.00	210,870.28	22.66	.00 210,870.28
100-52100-118-000	POLICE: DISPATCHER OVERTIME	503.34	1,752.28	7,000.00	5,247.72	25.03	.00 5,247.72
100-52100-119-000	POLICE: SCHOOL PATROL WAGES	546.00	1,330.00	5,040.00	3,710.00	26.39	.00 3,710.00
100-52100-120-000	POLICE: OTHER WAGES	1,610.00	2,908.50	25,457.00	22,548.50	11.43	.00 22,548.50
100-52100-124-000	POLICE: OVERTIME	.00	.00	500.00	500.00	.00	.00 500.00
100-52100-129-000	POLICE: PROT. WRF (ERS)	17,868.93	55,728.45	239,388.00	183,659.55	23.28	.00 183,659.55
100-52100-131-000	POLICE: WRS (ERS)	2,163.98	6,339.92	27,730.00	21,390.08	22.86	.00 21,390.08
100-52100-132-000	POLICE: SOC SEC	11,000.18	29,539.24	126,877.00	97,337.76	23.28	.00 97,337.76
100-52100-133-000	POLICE: MEDICARE	2,572.62	6,908.35	29,670.00	22,761.65	23.28	.00 22,761.65
100-52100-134-000	POLICE: LIFE INS	169.11	820.05	2,699.00	1,878.95	30.38	.00 1,878.95
100-52100-135-000	POLICE: HEALTH INS PREMIUMS	46,005.80	184,023.20	549,321.00	365,297.80	33.50	.00 365,297.80
100-52100-137-000	POLICE: HEALTH INS. CLAIMS CU	8,524.99	13,077.66	45,536.00	32,458.34	28.72	.00 32,458.34
100-52100-138-000	POLICE: DENTAL INS	2,741.92	10,967.68	32,676.00	21,708.32	33.56	.00 21,708.32
100-52100-139-000	POLICE: LONG TERM DISABILITY	550.14	2,364.20	7,335.00	4,970.80	32.23	.00 4,970.80
100-52100-210-000	POLICE: PROF SERVICES	1,661.00	20,897.20	47,200.00	26,302.80	44.27	.00 26,302.80
100-52100-221-000	POLICE: GAS & OIL	3,528.25	7,187.57	25,000.00	17,812.43	28.75	.00 17,812.43
100-52100-230-000	POLICE: REPAIR OF VEHICLES	37.65	792.41	14,500.00	13,707.59	5.46	.00 13,707.59
100-52100-259-000	POLICE: WITNESS FEES	.00	.00	500.00	500.00	.00	.00 500.00
100-52100-260-000	POLICE: MISCELLANEOUS	905.00	1,531.45	5,000.00	3,468.55	30.63	.00 3,468.55
100-52100-263-000	POLICE: POLICE & FIRE COMMISS	1,707.00	1,916.14	7,500.00	5,583.86	25.55	.00 5,583.86
100-52100-300-000	POLICE: TELEPHONE	594.28	3,421.83	25,000.00	21,578.17	13.69	.00 21,578.17
100-52100-310-000	POLICE: OFFICE SUPPLIES	380.95	715.27	9,000.00	8,284.73	7.95	.00 8,284.73
100-52100-311-000	POLICE: RADIO MAINTENANCE	.00	.00	13,350.00	13,350.00	.00	.00 13,350.00
100-52100-312-000	POLICE: TIME SYSTEM TERMINAL	126.00	2,533.00	15,500.00	12,967.00	16.34	.00 12,967.00
100-52100-314-000	POLICE: UTILITIES & REFUSE	2,832.17	5,906.41	39,500.00	33,593.59	14.95	.00 33,593.59
100-52100-330-000	POLICE: TRAINING, TRAVEL, CON	98.69	4,046.22	20,000.00	15,953.78	20.23	.00 15,953.78
100-52100-334-000	POLICE: ORDNANCE/MUNITION	15.98	15.98	8,250.00	8,234.02	.19	.00 8,234.02
100-52100-335-000	POLICE: UNIFORM ALLOWANCE	3,429.27	5,587.61	17,300.00	11,712.39	32.30	.00 11,712.39
100-52100-340-000	POLICE: OPERATING SUPPLIES	943.59	4,773.49	22,000.00	17,226.51	21.70	.00 17,226.51
100-52100-345-000	POLICE: DATA PROCESSING	4,261.97	4,379.96	26,000.00	21,620.04	16.85	.00 21,620.04
100-52100-350-000	POLICE: BUILDING,GROUND	931.28	2,871.81	14,000.00	11,128.19	20.51	.00 11,128.19
100-52100-360-000	POLICE: TOWING	.00	256.88	3,000.00	2,743.12	8.56	.00 2,743.12
100-52100-370-000	POLICE: PARKING ENFORCEMEN	278.86	278.86	4,300.00	4,021.14	6.49	.00 4,021.14
100-52100-380-000	POLICE: VEHICLE INSURANCE	.00	19,106.00	17,000.00	( 2,106.00)	112.39	.00 ( 2,106.00)
100-52100-401-000	POLICE: ANIMAL CONTROL	.00	.00	2,000.00	2,000.00	.00	.00 2,000.00
100-52100-409-000	POLICE: COMMUNITY POLICING	.00	50.00	1,000.00	950.00	5.00	.00 950.00
100-52100-460-000	POLICE: DONATIONS SPENT	.00	705.00	.00	( 705.00)	.00	.00 ( 705.00)
100-52100-500-000	POLICE: OUTLAY	.00	1,150.00	18,000.00	16,850.00	6.39	.00 16,850.00
	<b>TOTAL POLICE DEPARTMENT</b>	<b>299,425.84</b>	<b>900,260.69</b>	<b>3,462,535.00</b>	<b>2,562,274.31</b>	<b>26.00</b>	<b>.00 2,562,274.31</b>

**CITY OF PLATTEVILLE**  
 DETAIL EXPENDITURES WITH COMPARISON TO BUDGET  
 FOR THE 3 MONTHS ENDING MARCH 31, 2026

**FUND 100 - GENERAL FUND**

	PERIOD ACTUAL	YTD ACTUAL	BUDGET AMOUNT	VARIANCE	% OF BUDGET	ENC BALANCE	UNENC BALANCE	
<b>FIRE DEPARTMENT</b>								
100-52200-110-000	FIRE DEPT: SALARIES	6,985.60	20,608.00	90,627.00	70,019.00	22.74	.00	70,019.00
100-52200-120-000	FIRE DEPT: OTHER WAGES	5,073.62	15,647.27	65,501.00	49,853.73	23.89	.00	49,853.73
100-52200-129-000	FIRE DEPT: PROT. WRF (ERS)	1,784.76	5,365.79	22,403.00	17,037.21	23.95	.00	17,037.21
100-52200-132-000	FIRE DEPT: SOC SEC	655.03	1,986.03	9,680.00	7,693.97	20.52	.00	7,693.97
100-52200-133-000	FIRE DEPT: MEDICARE	153.18	464.46	2,264.00	1,799.54	20.52	.00	1,799.54
100-52200-134-000	FIRE DEPT: LIFE INS	30.87	123.48	371.00	247.52	33.28	.00	247.52
100-52200-135-000	FIRE DEPT: HEALTH INS PREMIUM	4,729.86	18,919.44	56,758.00	37,838.56	33.33	.00	37,838.56
100-52200-137-000	FIRE DEPT: HEALTH INS. CLAIMS	1,976.47	2,480.47	4,900.00	2,419.53	50.62	.00	2,419.53
100-52200-138-000	FIRE DEPT: DENTAL INS	279.80	1,119.20	2,543.00	1,423.80	44.01	.00	1,423.80
100-52200-139-000	FIRE DEPT: LONG TERM DISABILI	49.35	197.40	594.00	396.60	33.23	.00	396.60
100-52200-205-000	FIRE DEPT: CONTRACTUAL	.00	13,641.17	28,604.00	14,962.83	47.69	.00	14,962.83
100-52200-211-000	FIRE DEPT: SMALL EQUIP. & SUPP	50.97	2,693.97	3,200.00	506.03	84.19	.00	506.03
100-52200-221-000	FIRE DEPT: GAS & OIL	653.12	1,323.35	8,250.00	6,926.65	16.04	.00	6,926.65
100-52200-230-000	FIRE DEPT: REPAIR OF VEHICLES	282.36	282.36	9,500.00	9,217.64	2.97	.00	9,217.64
100-52200-300-000	FIRE DEPT: TELEPHONE	220.22	694.64	4,000.00	3,305.36	17.37	.00	3,305.36
100-52200-308-000	FIRE DEPT: PUBLICATIONS	.00	.00	500.00	500.00	.00	.00	500.00
100-52200-310-000	FIRE DEPT: OFFICE SUPPLIES	329.23	343.18	1,200.00	856.82	28.60	.00	856.82
100-52200-311-000	FIRE DEPT: RADIO MAINTENANCE	.00	.00	3,750.00	3,750.00	.00	.00	3,750.00
100-52200-314-000	FIRE DEPT: UTILITIES & REFUSE	1,631.12	3,490.32	18,300.00	14,809.68	19.07	.00	14,809.68
100-52200-320-000	FIRE DEPT: SUBSCRIPTION & DU	.00	75.00	2,200.00	2,125.00	3.41	.00	2,125.00
100-52200-330-000	FIRE DEPT: TRAVEL & CONFEREN	.00	.00	3,500.00	3,500.00	.00	.00	3,500.00
100-52200-335-000	FIRE DEPT: UNIFORM ALLOWANC	.00	.00	2,000.00	2,000.00	.00	.00	2,000.00
100-52200-340-000	FIRE DEPT: OPERATING SUPPLIE	453.48	723.29	4,600.00	3,876.71	15.72	.00	3,876.71
100-52200-345-000	FIRE DEPT: DATA PROCESSING	239.90	239.90	1,200.00	960.10	19.99	.00	960.10
100-52200-350-000	FIRE DEPT: BUILDINGS & GROUN	399.16	399.16	3,000.00	2,600.84	13.31	.00	2,600.84
100-52200-355-000	FIRE DEPT: SAFETY ITEMS	.00	.00	300.00	300.00	.00	.00	300.00
100-52200-356-000	FIRE DEPT: ROPES/RESCUE EQUI	.00	.00	1,200.00	1,200.00	.00	.00	1,200.00
100-52200-380-000	FIRE DEPT: VEHICLE INSURANCE	.00	11,580.00	13,000.00	1,420.00	89.08	.00	1,420.00
100-52200-406-000	FIRE DEPT: TETANUS & FLU SHOT	.00	.00	750.00	750.00	.00	.00	750.00
100-52200-442-000	FIRE DEPT: LENGTH OF SERVICE	.00	.00	7,500.00	7,500.00	.00	.00	7,500.00
100-52200-460-000	FIRE DEPT: MEMBER APPRECIATI	.00	.00	17,750.00	17,750.00	.00	.00	17,750.00
100-52200-470-000	FIRE DEPT: FIRE PREVENTION	50.99	752.37	3,000.00	2,247.63	25.08	.00	2,247.63
100-52200-500-000	FIRE DEPT: OUTLAY	9,934.00	9,934.00	10,000.00	66.00	99.34	.00	66.00
100-52200-501-000	FIRE DEPT: SAFETY UNIFORMS O	438.13	4,797.02	24,000.00	19,202.98	19.99	.00	19,202.98
100-52200-535-000	FIRE DEPT: VEHICLE LEASE	710.20	2,130.60	8,522.00	6,391.40	25.00	.00	6,391.40
<b>TOTAL FIRE DEPARTMENT</b>		<b>37,111.42</b>	<b>120,011.87</b>	<b>435,467.00</b>	<b>315,455.13</b>	<b>27.56</b>	<b>.00</b>	<b>315,455.13</b>
<b>BUILDING INSPECTION</b>								
100-52400-138-000	BLDG INSP: DENTAL INS	.00	139.90	.00	( 139.90)	.00	.00	( 139.90)
100-52400-139-000	BLDG INSP: LONG TERM DISABILI	.00	( 22.30)	.00	22.30	.00	.00	22.30
100-52400-210-000	BLDG INSP: PROFESSIONAL SVC	9,280.50	10,513.15	76,500.00	65,986.85	13.74	.00	65,986.85
100-52400-309-000	BLDG INSP: POSTAGE	.00	4.99	.00	( 4.99)	.00	.00	( 4.99)
100-52400-310-000	BLDG INSP: OFFICE SUPPLIES	.00	.00	500.00	500.00	.00	.00	500.00
100-52400-500-000	BLDG INSP: OUTLAY	.00	.00	7,500.00	7,500.00	.00	.00	7,500.00
<b>TOTAL BUILDING INSPECTION</b>		<b>9,280.50</b>	<b>10,635.74</b>	<b>84,500.00</b>	<b>73,864.26</b>	<b>12.59</b>	<b>.00</b>	<b>73,864.26</b>

**CITY OF PLATTEVILLE**  
 DETAIL EXPENDITURES WITH COMPARISON TO BUDGET  
 FOR THE 3 MONTHS ENDING MARCH 31, 2026

**FUND 100 - GENERAL FUND**

	PERIOD ACTUAL	YTD ACTUAL	BUDGET AMOUNT	VARIANCE	% OF BUDGET	ENC BALANCE	UNENC BALANCE	
<u>SEALER WEIGHTS/MEASURES</u>								
100-52410-343-000	WEIGHTS & MEASURES	.00	.00	4,500.00	4,500.00	.00	.00	4,500.00
	TOTAL SEALER WEIGHTS/MEASU	.00	.00	4,500.00	4,500.00	.00	.00	4,500.00
<u>EMERGENCY MANAGEMENT</u>								
100-52900-314-000	EMERG MGMT: UTILITY, REFUSE	10.84	22.37	150.00	127.63	14.91	.00	127.63
100-52900-344-000	EMERG MGMT: REPAIR & MAINTEN	.00	.00	2,800.00	2,800.00	.00	.00	2,800.00
	TOTAL EMERGENCY MANAGEME	10.84	22.37	2,950.00	2,927.63	.76	.00	2,927.63
<u>STREET ADMINISTRATION</u>								
100-53100-110-000	STR ADMIN: SALARIES	5,135.63	15,459.07	57,575.00	42,115.93	26.85	.00	42,115.93
100-53100-111-000	STR ADMIN: CAR ALLOWANCE	118.92	356.76	1,427.00	1,070.24	25.00	.00	1,070.24
100-53100-120-000	STR ADMIN: OTHER WAGES	169.61	508.82	2,241.00	1,732.18	22.71	.00	1,732.18
100-53100-131-000	STR ADMIN: WRS (ERS)	381.99	1,149.71	4,306.00	3,156.29	26.70	.00	3,156.29
100-53100-132-000	STR ADMIN: SOC SEC	322.81	971.53	3,797.00	2,825.47	25.59	.00	2,825.47
100-53100-133-000	STR ADMIN: MEDICARE	75.50	227.22	887.00	659.78	25.62	.00	659.78
100-53100-134-000	STR ADMIN: LIFE INS	39.24	156.96	415.00	258.04	37.82	.00	258.04
100-53100-135-000	STR ADMIN: HEALTH INS PREMIU	1,213.05	4,852.18	12,085.00	7,232.82	40.15	.00	7,232.82
100-53100-137-000	STR ADMIN: HEALTH INS. CLAIMS	828.38	1,096.02	1,131.00	34.98	96.91	.00	34.98
100-53100-138-000	STR ADMIN: DENTAL INS	58.60	234.40	556.00	321.60	42.16	.00	321.60
100-53100-139-000	STR ADMIN: LONG TERM DISABILI	23.00	101.28	207.00	105.72	48.93	.00	105.72
100-53100-210-000	STR ADMIN: PROF SERVICES	1,543.75	1,543.75	3,000.00	1,456.25	51.46	.00	1,456.25
100-53100-220-000	STR ADMIN: GAS, OIL, & REPAIRS	14.39	29.54	750.00	720.46	3.94	.00	720.46
100-53100-300-000	STR ADMIN: TELEPHONE	.09	.27	1.00	.73	27.00	.00	.73
100-53100-309-000	STR ADMIN: POSTAGE	.00	8.83	250.00	241.17	3.53	.00	241.17
100-53100-310-000	STR ADMIN: OFFICE SUPPLIES	.00	55.00	500.00	445.00	11.00	.00	445.00
100-53100-313-000	STR ADMIN: OFFICE EQUIPMENT	147.76	295.52	2,000.00	1,704.48	14.78	.00	1,704.48
100-53100-320-000	STR ADMIN: SUBSCRIPTION & DU	.00	260.00	600.00	340.00	43.33	.00	340.00
100-53100-330-000	STR ADMIN: TRAVEL & CONFERE	.00	.00	1,000.00	1,000.00	.00	.00	1,000.00
100-53100-340-000	STR ADMIN: OPERATING SUPPLIE	350.00	350.00	250.00	( 100.00)	140.00	.00	( 100.00)
100-53100-345-000	STR ADMIN: DATA PROCESSING	.00	.00	2,500.00	2,500.00	.00	.00	2,500.00
	TOTAL STREET ADMINISTRATION	10,422.72	27,656.86	95,478.00	67,821.14	28.97	.00	67,821.14

**CITY OF PLATTEVILLE**  
 DETAIL EXPENDITURES WITH COMPARISON TO BUDGET  
 FOR THE 3 MONTHS ENDING MARCH 31, 2026

**FUND 100 - GENERAL FUND**

	PERIOD ACTUAL	YTD ACTUAL	BUDGET AMOUNT	VARIANCE	% OF BUDGET	ENC BALANCE	UNENC BALANCE	
<u>STREET MAINTENANCE</u>								
100-53301-110-000	STR MAINT: SALARIES	3,589.52	10,768.56	47,149.00	36,380.44	22.84	.00	36,380.44
100-53301-119-000	STR MAINT: CONSTRUCT. WAGES	.00	.00	8,000.00	8,000.00	.00	.00	8,000.00
100-53301-120-000	STR MAINT: MAINTENANCEWAGE	28,821.77	90,870.72	284,095.00	193,224.28	31.99	.00	193,224.28
100-53301-121-000	STR MAINT: SERVICE OTHER DEP	.00	406.35	2,500.00	2,093.65	16.25	.00	2,093.65
100-53301-124-000	STR MAINT: OVERTIME	106.54	1,033.94	12,798.00	11,764.06	8.08	.00	11,764.06
100-53301-127-000	STR MAINT: SERVICE OTHER PAR	.00	.00	500.00	500.00	.00	.00	500.00
100-53301-131-000	STR MAINT: WRS (ERS)	2,341.26	7,421.71	25,562.00	18,140.29	29.03	.00	18,140.29
100-53301-132-000	STR MAINT: SOC SEC	1,807.98	5,739.86	22,012.00	16,272.14	26.08	.00	16,272.14
100-53301-133-000	STR MAINT: MEDICARE	422.82	1,342.34	5,148.00	3,805.66	26.07	.00	3,805.66
100-53301-134-000	STR MAINT: LIFE INS	45.09	180.36	540.00	359.64	33.40	.00	359.64
100-53301-135-000	STR MAINT: HEALTH INS PREMIU	8,089.69	29,993.83	97,076.00	67,082.17	30.90	.00	67,082.17
100-53301-137-000	STR MAINT: HEALTH INS. CLAIMS	3,857.32	4,727.61	11,807.00	7,079.39	40.04	.00	7,079.39
100-53301-138-000	STR MAINT: DENTAL INS	605.69	2,422.76	7,062.00	4,639.24	34.31	.00	4,639.24
100-53301-139-000	STR MAINT: LONG TERM DISABILI	110.91	443.67	1,323.00	879.33	33.54	.00	879.33
100-53301-198-000	STR MAINT: DOWNTOWN PARKIN	.00	.00	100.00	100.00	.00	.00	100.00
100-53301-199-000	STR MAINT: EQUIPMENT REPAIRS	5,240.37	25,399.01	57,000.00	31,600.99	44.56	10,705.00	20,895.99
100-53301-200-000	STR MAINT: MATERIAL & SUPPLIE	495.46	8,395.66	57,000.00	48,604.34	14.73	.00	48,604.34
100-53301-202-000	STR MAINT: CURB & GUTTER	.00	.00	2,000.00	2,000.00	.00	.00	2,000.00
100-53301-203-000	STR MAINT: SALT	1,481.96	42,910.73	110,000.00	67,089.27	39.01	97,661.33	( 30,572.06)
100-53301-204-000	STR MAINT: STREET CRACK FILLI	.00	.00	7,400.00	7,400.00	.00	.00	7,400.00
100-53301-206-000	STR MAINT: BLACKTOP PATCH (C	.00	83.92	3,000.00	2,916.08	2.80	.00	2,916.08
100-53301-207-000	STR MAINT: SAFETY EQUIPMENT	.00	.00	3,200.00	3,200.00	.00	.00	3,200.00
100-53301-208-000	STR MAINT: STREET SIGNS	261.11	601.14	17,000.00	16,398.86	3.54	.00	16,398.86
100-53301-209-000	STR MAINT: BLACK TOP HOT MIX	.00	.00	6,000.00	6,000.00	.00	.00	6,000.00
100-53301-221-000	STR MAINT: GAS & OIL	( 2,117.19)	731.48	40,000.00	39,268.52	1.83	.00	39,268.52
100-53301-300-000	STR MAINT: TELEPHONE	.00	329.17	2,800.00	2,470.83	11.76	.00	2,470.83
100-53301-314-000	STR MAINT: UTILITIES & REFUSE	1,201.90	2,531.62	10,000.00	7,468.38	25.32	.00	7,468.38
100-53301-330-000	STR MAINT: TRAVEL & CONFEREN	.00	15.14	2,000.00	1,984.86	.76	.00	1,984.86
100-53301-335-000	STR MAINT: UNIFORM ALLOWANC	39.59	728.96	3,300.00	2,571.04	22.09	.00	2,571.04
100-53301-350-000	STR MAINT: BUILDINGS & GROUN	.00	.00	5,000.00	5,000.00	.00	.00	5,000.00
100-53301-380-000	STR MAINT: VEHICLE INSURANCE	.00	27,947.00	29,000.00	1,053.00	96.37	.00	1,053.00
100-53301-500-000	STR MAINT: OUTLAY	8,969.00	8,969.00	12,000.00	3,031.00	74.74	.00	3,031.00
100-53301-530-000	STR MAINT: SNOW & ICE CONTRA	.00	1,000.00	150.00	( 850.00)	666.67	.00	( 850.00)
100-53301-531-000	STR MAINT: CITY/UWP AGREEME	.00	.00	6,300.00	6,300.00	.00	.00	6,300.00
100-53301-535-000	STR MAINT: VEHICLE LEASE	3,839.58	11,518.74	48,000.00	36,481.26	24.00	.00	36,481.26
	<b>TOTAL STREET MAINTENANCE</b>	<b>69,210.37</b>	<b>286,513.28</b>	<b>946,822.00</b>	<b>660,308.72</b>	<b>30.26</b>	<b>108,366.33</b>	<b>551,942.39</b>

**CITY OF PLATTEVILLE**  
 DETAIL EXPENDITURES WITH COMPARISON TO BUDGET  
 FOR THE 3 MONTHS ENDING MARCH 31, 2026

**FUND 100 - GENERAL FUND**

	PERIOD ACTUAL	YTD ACTUAL	BUDGET AMOUNT	VARIANCE	% OF BUDGET	ENC BALANCE	UNENC BALANCE	
<u>STATE HIGHWAYS</u>								
100-53320-110-000	STATE HWY: SALARIES	652.64	1,957.92	8,573.00	6,615.08	22.84	.00	6,615.08
100-53320-131-000	STATE HWY: WRS (ERS)	47.00	141.00	617.00	476.00	22.85	.00	476.00
100-53320-132-000	STATE HWY: SOC SEC	37.76	113.28	532.00	418.72	21.29	.00	418.72
100-53320-133-000	STATE HWY: MEDICARE	8.83	26.49	124.00	97.51	21.36	.00	97.51
100-53320-134-000	STATE HWY: LIFE INS	.73	2.92	9.00	6.08	32.44	.00	6.08
100-53320-135-000	STATE HWY: HEALTH INS PREMIU	236.49	945.96	2,838.00	1,892.04	33.33	.00	1,892.04
100-53320-137-000	STATE HWY: HEALTH CLAIMS	13.00	13.00	360.00	347.00	3.61	.00	347.00
100-53320-138-000	STATE HWY: DENTAL INS	13.99	55.96	163.00	107.04	34.33	.00	107.04
100-53320-139-000	STATE HWY: LONG TERM DISABIL	2.81	11.24	33.00	21.76	34.06	.00	21.76
100-53320-200-000	STATE HWY: MATERIAL & SUPPLI	361.48	361.48	2,000.00	1,638.52	18.07	.00	1,638.52
100-53320-220-000	STATE HWY: GAS, OIL, & REPAIRS	.00	.00	5,000.00	5,000.00	.00	.00	5,000.00
	<b>TOTAL STATE HIGHWAYS</b>	<b>1,374.73</b>	<b>3,629.25</b>	<b>20,249.00</b>	<b>16,619.75</b>	<b>17.92</b>	<b>.00</b>	<b>16,619.75</b>
<u>STREET LIGHTING</u>								
100-53420-435-000	STR LTG: DECORATIVE LIGHT MAI	.00	.00	4,500.00	4,500.00	.00	.00	4,500.00
100-53420-502-000	STR LTG: STREET LIGHT POWER	8,403.44	17,093.86	94,000.00	76,906.14	18.18	.00	76,906.14
100-53420-503-000	STR LTG: STOP LIGHT POWER	809.22	1,757.21	8,500.00	6,742.79	20.67	.00	6,742.79
100-53420-504-000	STR LTG: STOP LIGHT MAINTENA	.00	.00	13,000.00	13,000.00	.00	.00	13,000.00
100-53420-505-000	STR LTG: TRAIL LIGHT POWER	142.33	317.91	1,500.00	1,182.09	21.19	.00	1,182.09
	<b>TOTAL STREET LIGHTING</b>	<b>9,354.99</b>	<b>19,168.98</b>	<b>121,500.00</b>	<b>102,331.02</b>	<b>15.78</b>	<b>.00</b>	<b>102,331.02</b>
<u>STORM SEWER MAINTENANCE</u>								
100-53441-110-000	STM SWR MAINT: SALARIES	326.32	978.96	4,286.00	3,307.04	22.84	.00	3,307.04
100-53441-120-000	STM SWR MAINT: MAINT WAGES	1,701.05	2,098.79	29,546.00	27,447.21	7.10	.00	27,447.21
100-53441-131-000	STM SWR MAINT: WRS (ERS)	145.98	221.61	2,436.00	2,214.39	9.10	.00	2,214.39
100-53441-132-000	STM SWR MAINT: SOC SEC	107.66	166.36	2,098.00	1,931.64	7.93	.00	1,931.64
100-53441-133-000	STM SWR MAINT: MEDICARE	25.18	38.93	490.00	451.07	7.94	.00	451.07
100-53441-134-000	STM SWR MAINT: LIFE INS	16.54	66.16	198.00	131.84	33.41	.00	131.84
100-53441-135-000	STM SWR MAINT: HEALTH INS PR	994.90	3,979.60	11,939.00	7,959.40	33.33	.00	7,959.40
100-53441-137-000	STM SWR MAINT: HEALTH INS. CL	6.50	6.50	1,980.00	1,973.50	.33	.00	1,973.50
100-53441-138-000	STM SWR MAINT: DENTAL INS	46.09	184.36	538.00	353.64	34.27	.00	353.64
100-53441-139-000	STM SWR MAINT: LONG TERM DIS	11.21	44.82	132.00	87.18	33.95	.00	87.18
100-53441-200-000	STM SWR MAINT: MATERIAL & SU	.00	.00	8,400.00	8,400.00	.00	.00	8,400.00
100-53441-205-000	STM SWR MAINT: CONTRACTUAL	.00	.00	2,000.00	2,000.00	.00	.00	2,000.00
100-53441-210-000	STM SWR MAINT: PROF SERVICE	.00	3,852.50	10,000.00	6,147.50	38.53	.00	6,147.50
	<b>TOTAL STORM SEWER MAINTENA</b>	<b>3,381.43</b>	<b>11,638.59</b>	<b>74,043.00</b>	<b>62,404.41</b>	<b>15.72</b>	<b>.00</b>	<b>62,404.41</b>
<u>REFUSE COLLECTIONS</u>								
100-53620-002-000	REFUSE: COLLECTIONS	.00	.00	235,000.00	235,000.00	.00	.00	235,000.00
	<b>TOTAL REFUSE COLLECTIONS</b>	<b>.00</b>	<b>.00</b>	<b>235,000.00</b>	<b>235,000.00</b>	<b>.00</b>	<b>.00</b>	<b>235,000.00</b>

**CITY OF PLATTEVILLE**  
 DETAIL EXPENDITURES WITH COMPARISON TO BUDGET  
 FOR THE 3 MONTHS ENDING MARCH 31, 2026

**FUND 100 - GENERAL FUND**

	PERIOD ACTUAL	YTD ACTUAL	BUDGET AMOUNT	VARIANCE	% OF BUDGET	ENC BALANCE	UNENC BALANCE	
<u>RECYCLING PROGRAM</u>								
100-53635-110-000	RECYCLE: SALARIES	326.32	978.96	4,286.00	3,307.04	22.84	.00	3,307.04
100-53635-120-000	RECYCLE: OTHER WAGES	1,542.64	5,490.70	85,777.00	80,286.30	6.40	.00	80,286.30
100-53635-124-000	RECYCLE: OVERTIME	.00	.00	2,409.00	2,409.00	.00	.00	2,409.00
100-53635-131-000	RECYCLE: WRS (ERS	134.58	465.83	6,658.00	6,192.17	7.00	.00	6,192.17
100-53635-132-000	RECYCLE: SOC SEC	102.11	337.11	5,733.00	5,395.89	5.88	.00	5,395.89
100-53635-133-000	RECYCLE: MEDICARE	23.88	78.84	1,341.00	1,262.16	5.88	.00	1,262.16
100-53635-134-000	RECYCLE: LIFE INS	8.43	33.72	101.00	67.28	33.39	.00	67.28
100-53635-135-000	RECYCLE: HEALTH INS PREMIUM	3,665.64	14,662.56	43,988.00	29,325.44	33.33	.00	29,325.44
100-53635-137-000	RECYCLE: HEALTH INS. CLAIMS C	68.09	640.94	5,580.00	4,939.06	11.49	.00	4,939.06
100-53635-138-000	RECYCLE: DENTAL INS	179.30	717.20	2,529.00	1,811.80	28.36	.00	1,811.80
100-53635-139-000	RECYCLE: LONG TERM DISABILIT	29.67	118.66	352.00	233.34	33.71	.00	233.34
100-53635-205-000	RECYCLE: CONTRACTUAL	.00	.00	173,000.00	173,000.00	.00	.00	173,000.00
100-53635-214-000	RECYCLE: BAGS & BAG SORTING	.00	.00	100.00	100.00	.00	.00	100.00
100-53635-220-000	RECYCLE: GAS, OIL, & REPAIRS	489.54	877.04	7,000.00	6,122.96	12.53	.00	6,122.96
100-53635-290-000	RECYCLE: PRINTING & ADVERTIS	.00	.00	500.00	500.00	.00	.00	500.00
100-53635-340-000	RECYCLE: OPERATING SUPPLIES	42.02	88.33	3,200.00	3,111.67	2.76	.00	3,111.67
	<b>TOTAL RECYCLING PROGRAM</b>	<b>6,612.22</b>	<b>24,489.89</b>	<b>342,554.00</b>	<b>318,064.11</b>	<b>7.15</b>	<b>.00</b>	<b>318,064.11</b>
<u>CEMETERIES</u>								
100-54910-110-000	CEMETERIES: SALARIES	1,631.60	4,894.80	21,432.00	16,537.20	22.84	.00	16,537.20
100-54910-112-000	CEMETERIES: SEASONAL	.00	.00	32,250.00	32,250.00	.00	.00	32,250.00
100-54910-119-000	CEMETERIES: CONSTRUCT WAG	.00	.00	500.00	500.00	.00	.00	500.00
100-54910-120-000	CEMETERIES: MAINT WAGES	2,745.16	5,112.81	48,049.00	42,936.19	10.64	.00	42,936.19
100-54910-124-000	CEMETERIES: OVERTIME	.00	.00	653.00	653.00	.00	.00	653.00
100-54910-126-000	CEMETERIES: SEASONAL OVERTI	.00	.00	200.00	200.00	.00	.00	200.00
100-54910-131-000	CEMETERIES: WRS (ERS	315.10	720.48	7,408.00	6,687.52	9.73	.00	6,687.52
100-54910-132-000	CEMETERIES: SOC SEC	247.52	568.69	6,391.00	5,822.31	8.90	.00	5,822.31
100-54910-133-000	CEMETERIES: MEDICARE	57.88	132.99	1,495.00	1,362.01	8.90	.00	1,362.01
100-54910-134-000	CEMETERIES: LIFE INS	14.23	56.92	92.00	35.08	61.87	.00	35.08
100-54910-135-000	CEMETERIES: HEALTH INS PREMI	2,956.16	14,189.57	35,474.00	21,284.43	40.00	.00	21,284.43
100-54910-137-000	CEMETERIES: HEALTH INS. CLAIM	32.50	91.58	4,500.00	4,408.42	2.04	.00	4,408.42
100-54910-138-000	CEMETERIES: DENTAL INS	174.88	699.52	2,039.00	1,339.48	34.31	.00	1,339.48
100-54910-139-000	CEMETERIES: LONG TERM DISAB	23.44	93.77	273.00	179.23	34.35	.00	179.23
100-54910-200-000	CEMETERIES: MATERIAL & SUPPL	1,549.35	1,549.35	7,000.00	5,450.65	22.13	.00	5,450.65
100-54910-220-000	CEMETERIES: GAS, OIL, & REPAIR	62.13	62.13	4,500.00	4,437.87	1.38	.00	4,437.87
100-54910-314-000	CEMETERIES: UTILITIES & REFUS	22.30	44.60	450.00	405.40	9.91	.00	405.40
100-54910-340-000	CEMETERIES: OPERATING SUPPL	51.99	65.23	3,800.00	3,734.77	1.72	.00	3,734.77
100-54910-390-000	CEMETERIES: OTHER EXPENSE	2,000.00	2,925.00	4,000.00	1,075.00	73.13	.00	1,075.00
100-54910-500-000	CEMETERIES: OUTLAY	.00	.00	13,000.00	13,000.00	.00	.00	13,000.00
	<b>TOTAL CEMETERIES</b>	<b>11,884.24</b>	<b>31,207.44</b>	<b>193,506.00</b>	<b>162,298.56</b>	<b>16.13</b>	<b>.00</b>	<b>162,298.56</b>

**CITY OF PLATTEVILLE**  
 DETAIL EXPENDITURES WITH COMPARISON TO BUDGET  
 FOR THE 3 MONTHS ENDING MARCH 31, 2026

**FUND 100 - GENERAL FUND**

	PERIOD ACTUAL	YTD ACTUAL	BUDGET AMOUNT	VARIANCE	% OF BUDGET	ENC BALANCE	UNENC BALANCE	
<u>LIBRARY</u>								
100-55110-110-000	LIBRARY: SALARIES	6,636.80	19,910.40	86,845.00	66,934.60	22.93	.00	66,934.60
100-55110-120-000	LIBRARY: OTHER WAGES	39,809.71	120,604.22	552,725.00	432,120.78	21.82	.00	432,120.78
100-55110-131-000	LIBRARY: WRS (ERS)	2,282.68	6,848.03	36,977.00	30,128.97	18.52	.00	30,128.97
100-55110-132-000	LIBRARY: SOC SEC	2,714.78	8,217.19	39,654.00	31,436.81	20.72	.00	31,436.81
100-55110-133-000	LIBRARY: MEDICARE	634.91	1,921.74	9,275.00	7,353.26	20.72	.00	7,353.26
100-55110-134-000	LIBRARY: LIFE INS	75.59	302.36	1,166.00	863.64	25.93	.00	863.64
100-55110-135-000	LIBRARY: HEALTH INS PREMIUMS	6,814.93	27,259.72	93,033.00	65,773.28	29.30	.00	65,773.28
100-55110-137-000	LIBRARY: HEALTH INS. CLAIMS C	2,038.43	2,177.44	8,822.00	6,644.56	24.68	.00	6,644.56
100-55110-138-000	LIBRARY: DENTAL INS	421.70	1,686.80	4,636.00	2,949.20	36.38	.00	2,949.20
100-55110-139-000	LIBRARY: LONG TERM DISABILITY	124.95	499.80	1,493.00	993.20	33.48	.00	993.20
100-55110-240-500	LIBRARY: BOOKS-RESOURCELIB	134.07	513.16	3,000.00	2,486.84	17.11	.00	2,486.84
100-55110-240-600	LIBRARY: SWLS DISCRETIONARY	.00	.00	2,000.00	2,000.00	.00	.00	2,000.00
100-55110-240-800	LIBRARY: RESOURCE AUDIOBOO	.00	.00	5,625.00	5,625.00	.00	.00	5,625.00
100-55110-250-200	LIBRARY: PERIODICALS-CHILDRE	.00	.00	500.00	500.00	.00	.00	500.00
100-55110-250-400	LIBRARY: PERIODICALSYOUNGA	.00	.00	150.00	150.00	.00	.00	150.00
100-55110-250-600	LIBRARY: PERIODICALS-ADULT	.00	199.60	3,300.00	3,100.40	6.05	.00	3,100.40
100-55110-250-900	LIBRARY: PERIODICALS-PROFES	.00	.00	1,000.00	1,000.00	.00	.00	1,000.00
100-55110-300-000	LIBRARY: TELEPHONE	35.38	104.22	2,244.00	2,139.78	4.64	.00	2,139.78
100-55110-309-000	LIBRARY: POSTAGE	.00	.74	1,000.00	999.26	.07	.00	999.26
100-55110-313-000	LIBRARY: OFFICE EQUIPMENT MA	147.42	296.87	3,060.00	2,763.13	9.70	.00	2,763.13
100-55110-327-000	LIBRARY: FOUNDATION FUNDED	1,016.69	2,282.14	2,000.00	( 282.14)	114.11	.00	( 282.14)
100-55110-328-000	LIBRARY: GRANT/DONATION EXP	602.50	602.50	.00	( 602.50)	.00	.00	( 602.50)
100-55110-340-000	LIBRARY: OPERATING SUPPLIES	131.27	171.07	1,500.00	1,328.93	11.40	.00	1,328.93
100-55110-341-000	LIBRARY: ADV & PUB	.00	.00	2,100.00	2,100.00	.00	.00	2,100.00
100-55110-342-800	LIBRARY: AV-DIGITAL MEDIA	.00	.00	8,867.00	8,867.00	.00	.00	8,867.00
100-55110-350-000	LIBRARY: BUILDINGS & GROUNDS	617.78	686.23	8,500.00	7,813.77	8.07	.00	7,813.77
100-55110-600-005	CTY FUND-PROF SERVICES	1,925.99	8,994.28	69,000.00	60,005.72	13.04	.00	60,005.72
100-55110-600-010	CTY FUND-CHILDREN'S BOOK MA	1,601.73	2,725.93	12,000.00	9,274.07	22.72	.00	9,274.07
100-55110-600-015	CTY FUND-YNG ADULT BOOK MAT	34.33	525.99	3,000.00	2,474.01	17.53	.00	2,474.01
100-55110-600-020	CTY FUND-ADULT FICTION MAT	688.20	2,530.44	12,000.00	9,469.56	21.09	.00	9,469.56
100-55110-600-025	CTY FUND-ADULT NON FICT MAT	2,256.18	2,256.18	12,000.00	9,743.82	18.80	.00	9,743.82
100-55110-600-030	CTY FUND-DIRECT DISCRETIONA	.00	2.98	400.00	397.02	.75	.00	397.02
100-55110-600-035	CTY FUND-OFFICE SUPPLIES	257.63	3,192.24	6,500.00	3,307.76	49.11	.00	3,307.76
100-55110-600-037	CTY FUND-UTILITIES & REFUSE	3,844.82	7,720.47	46,600.00	38,879.53	16.57	.00	38,879.53
100-55110-600-045	CTY FUND-SUBSCRIPTION & DUE	100.00	250.00	800.00	550.00	31.25	.00	550.00
100-55110-600-050	CTY FUND-CHILDREN'S PROGRA	235.51	403.76	4,000.00	3,596.24	10.09	.00	3,596.24
100-55110-600-055	CTY FUND-YOUNG ADULT PROGR	28.64	137.75	2,000.00	1,862.25	6.89	.00	1,862.25
100-55110-600-060	CTY FUND-ADULT PROGRAMMIN	84.21	240.39	4,000.00	3,759.61	6.01	.00	3,759.61
100-55110-600-065	CTY FUND-OUTREACH	.00	170.00	.00	( 170.00)	.00	.00	( 170.00)
100-55110-600-070	CTY FUND-JUVENILE AV	4.42	160.42	2,000.00	1,839.58	8.02	.00	1,839.58
100-55110-600-075	CTY FUND-ADULT AV	22.94	22.94	6,000.00	5,977.06	.38	.00	5,977.06
100-55110-600-080	CTY FUND-DATA PROCESSING	1,885.17	1,885.17	16,600.00	14,714.83	11.36	.00	14,714.83
100-55110-600-090	CTY FUND-OPERATING SUPPLIES	172.54	551.66	2,500.00	1,948.34	22.07	.00	1,948.34
100-55110-600-095	CTY FUND-TRAVEL & CONF	127.77	127.77	3,500.00	3,372.23	3.65	.00	3,372.23
	<b>TOTAL LIBRARY</b>	<b>77,509.67</b>	<b>226,182.60</b>	<b>1,082,372.00</b>	<b>856,189.40</b>	<b>20.90</b>	<b>.00</b>	<b>856,189.40</b>

**CITY OF PLATTEVILLE**  
 DETAIL EXPENDITURES WITH COMPARISON TO BUDGET  
 FOR THE 3 MONTHS ENDING MARCH 31, 2026

**FUND 100 - GENERAL FUND**

	PERIOD ACTUAL	YTD ACTUAL	BUDGET AMOUNT	VARIANCE	% OF BUDGET	ENC BALANCE	UNENC BALANCE
<u>MUSEUM</u>							
100-55120-314-000	MUSEUM: UTILITIES & REFUSE	2,844.46	2,844.46	.00 ( 2,844.46)	.00	.00 ( 2,844.46)	
100-55120-350-000	MUSEUM: BUILDINGS & GROUND	131.27	131.27	.00 ( 131.27)	.00	.00 ( 131.27)	
	<b>TOTAL MUSEUM</b>	<b>2,975.73</b>	<b>2,975.73</b>	<b>.00 ( 2,975.73)</b>	<b>.00</b>	<b>.00 ( 2,975.73)</b>	
<u>SENIOR CITIZENS CENTER</u>							
100-55190-120-000	SR CTR: OTHER WAGES	4,167.96	12,901.87	49,427.00	36,525.13	26.10	.00 36,525.13
100-55190-131-000	SR CTR: WRS (ERS)	121.82	372.73	3,559.00	3,186.27	10.47	.00 3,186.27
100-55190-132-000	SR CTR: SOC SEC	258.41	799.91	3,064.00	2,264.09	26.11	.00 2,264.09
100-55190-133-000	SR CTR: MEDICARE	60.44	187.08	717.00	529.92	26.09	.00 529.92
100-55190-134-000	SR CTR: LIFE INS	15.05	60.20	181.00	120.80	33.26	.00 120.80
100-55190-220-000	SR CTR: GAS, OIL, & REPAIRS	.00	.00	50.00	50.00	.00	.00 50.00
100-55190-300-000	SR CTR: TELEPHONE	.59	2.72	100.00	97.28	2.72	.00 97.28
100-55190-340-000	SR CTR: OPERATING SUPPLIES	358.60	633.21	2,000.00	1,366.79	31.66	.00 1,366.79
100-55190-348-000	SR CTR: GROCERIES	.00	.00	900.00	900.00	.00	.00 900.00
100-55190-350-000	SR CTR: BUILDINGS & GROUNDS	.00	.00	500.00	500.00	.00	.00 500.00
100-55190-530-000	SR CTR: RENT EXPENSE	.00	1,350.00	1,350.00	.00	100.00	.00 .00
	<b>TOTAL SENIOR CITIZENS CENTER</b>	<b>4,982.87</b>	<b>16,307.72</b>	<b>61,848.00</b>	<b>45,540.28</b>	<b>26.37</b>	<b>.00 45,540.28</b>

**CITY OF PLATTEVILLE**  
 DETAIL EXPENDITURES WITH COMPARISON TO BUDGET  
 FOR THE 3 MONTHS ENDING MARCH 31, 2026

**FUND 100 - GENERAL FUND**

		PERIOD ACTUAL	YTD ACTUAL	BUDGET AMOUNT	VARIANCE	% OF BUDGET	ENC BALANCE	UNENC BALANCE
<b>PARKS DEPARTMENT</b>								
100-55200-112-000	PARKS: SEASONAL	.00	2,418.75	38,175.00	35,756.25	6.34	.00	35,756.25
100-55200-120-000	PARKS: OTHER WAGES	11,407.60	30,555.49	154,741.00	124,185.51	19.75	.00	124,185.51
100-55200-124-000	PARKS: OVERTIME	.00	124.84	9,000.00	8,875.16	1.39	.00	8,875.16
100-55200-131-000	PARKS: WRS (ERS	821.34	2,208.99	11,789.00	9,580.01	18.74	.00	9,580.01
100-55200-132-000	PARKS: SOC SEC	685.70	1,987.29	12,519.00	10,531.71	15.87	.00	10,531.71
100-55200-133-000	PARKS: MEDICARE	160.38	464.79	2,929.00	2,464.21	15.87	.00	2,464.21
100-55200-134-000	PARKS: LIFE INS	52.37	169.82	498.00	328.18	34.10	.00	328.18
100-55200-135-000	PARKS: HEALTH INS PREMIUMS	2,393.47	9,573.88	28,091.00	18,517.12	34.08	.00	18,517.12
100-55200-137-000	PARKS: HEALTH INS. CLAIMS CUR	327.48	2,077.75	2,506.00	428.25	82.91	.00	428.25
100-55200-138-000	PARKS: DENTAL INS	77.12	308.48	885.00	576.52	34.86	.00	576.52
100-55200-139-000	PARKS: LONG TERM DISABILITY	36.52	132.28	604.00	471.72	21.90	.00	471.72
100-55200-210-000	PARKS: PROF SERVICES	.00	98.87	300.00	201.13	32.96	.00	201.13
100-55200-220-000	PARKS: GAS, OIL, & REPAIRS	1,329.68	2,993.68	19,000.00	16,006.32	15.76	.00	16,006.32
100-55200-300-000	PARKS: TELEPHONE	.00	121.50	750.00	628.50	16.20	.00	628.50
100-55200-314-000	PARKS: UTILITIES & REFUSE	1,787.19	3,600.36	22,000.00	18,399.64	16.37	.00	18,399.64
100-55200-330-000	PARKS: TRAVEL & CONFERENCE	50.00	50.00	500.00	450.00	10.00	.00	450.00
100-55200-335-000	PARKS: UNIFORM ALLOWANCE	.00	.00	600.00	600.00	.00	.00	600.00
100-55200-338-000	PARKS: CAMPGROUND LICENSE	.00	.00	260.00	260.00	.00	.00	260.00
100-55200-349-000	PARKS: LEASED EQUIPMENT	.00	.00	10,000.00	10,000.00	.00	.00	10,000.00
100-55200-350-000	PARKS: BUILDINGS & GROUNDS	782.96	1,119.67	28,500.00	27,380.33	3.93	.00	27,380.33
100-55200-351-000	PARKS: TRAIL MAINTENANCE	.00	174.83	4,000.00	3,825.17	4.37	.00	3,825.17
100-55200-380-000	PARKS: VEHICLE INSURANCE	.00	4,765.00	5,000.00	235.00	95.30	.00	235.00
100-55200-444-000	PARKS: UNEMP COMP	.00	.00	1,300.00	1,300.00	.00	.00	1,300.00
100-55200-500-000	PARKS: OUTLAY	.00	.00	10,000.00	10,000.00	.00	.00	10,000.00
100-55200-535-000	PARKS: VEHICLE LEASE	2,091.96	6,275.88	26,000.00	19,724.12	24.14	.00	19,724.12
<b>TOTAL PARKS DEPARTMENT</b>		<b>22,003.77</b>	<b>69,222.15</b>	<b>389,947.00</b>	<b>320,724.85</b>	<b>17.75</b>	<b>.00</b>	<b>320,724.85</b>
<b>RECREATION DEPARTMENT</b>								
100-55300-110-000	REC ADMIN: SALARIES	10,923.68	32,377.52	137,623.00	105,245.48	23.53	.00	105,245.48
100-55300-120-000	REC ADMIN: OTHER WAGES	1,865.56	5,596.70	24,650.00	19,053.30	22.70	.00	19,053.30
100-55300-124-000	REC ADMIN: OVERTIME	.00	.00	500.00	500.00	.00	.00	500.00
100-55300-131-000	REC ADMIN: WRS (ERS	920.83	2,734.15	11,720.00	8,985.85	23.33	.00	8,985.85
100-55300-132-000	REC ADMIN: SOC SEC	759.61	2,254.08	10,092.00	7,837.92	22.34	.00	7,837.92
100-55300-133-000	REC ADMIN: MEDICARE	177.65	527.17	2,359.00	1,831.83	22.35	.00	1,831.83
100-55300-134-000	REC ADMIN: LIFE INS	63.81	255.24	738.00	482.76	34.59	.00	482.76
100-55300-135-000	REC ADMIN: HEALTH INS PREMIU	3,955.14	15,820.56	44,306.00	28,485.44	35.71	.00	28,485.44
100-55300-137-000	REC ADMIN: HEALTH INS. CLAIMS	355.07	1,244.47	3,072.00	1,827.53	40.51	.00	1,827.53
100-55300-138-000	REC ADMIN: DENTAL INS	178.68	714.72	1,947.00	1,232.28	36.71	.00	1,232.28
100-55300-139-000	REC ADMIN: LONG TERM DISABIL	55.88	223.54	632.00	408.46	35.37	.00	408.46
100-55300-210-000	REC ADMIN: PROF SERVICES	132.44	133.73	500.00	366.27	26.75	.00	366.27
100-55300-309-000	REC ADMIN: POSTAGE	.00	.74	100.00	99.26	.74	.00	99.26
100-55300-310-000	REC ADMIN: OFFICE SUPPLIES	157.25	305.01	1,500.00	1,194.99	20.33	.00	1,194.99
100-55300-320-000	REC ADMIN: SUBSCRIPTION & DU	.00	.00	200.00	200.00	.00	.00	200.00
<b>TOTAL RECREATION DEPARTMEN</b>		<b>19,545.60</b>	<b>62,187.63</b>	<b>239,939.00</b>	<b>177,751.37</b>	<b>25.92</b>	<b>.00</b>	<b>177,751.37</b>

**CITY OF PLATTEVILLE**  
 DETAIL EXPENDITURES WITH COMPARISON TO BUDGET  
 FOR THE 3 MONTHS ENDING MARCH 31, 2026

**FUND 100 - GENERAL FUND**

	PERIOD ACTUAL	YTD ACTUAL	BUDGET AMOUNT	VARIANCE	% OF BUDGET	ENC BALANCE	UNENC BALANCE	
<u>SUMMER RECREATION</u>								
100-55301-112-000	REC PRGM: SEASONAL	635.00	1,259.88	7,500.00	6,240.12	16.80	.00	6,240.12
100-55301-132-000	REC PRGM: SOC SEC	39.38	78.13	465.00	386.87	16.80	.00	386.87
100-55301-133-000	REC PRGM: MEDICARE	9.22	18.29	109.00	90.71	16.78	.00	90.71
100-55301-340-000	REC PRGM: OPERATING SUPPLIE	442.06	603.19	3,000.00	2,396.81	20.11	.00	2,396.81
100-55301-359-000	REC PRGM: SOCCER (YOUTH)	.00	.00	3,500.00	3,500.00	.00	.00	3,500.00
100-55301-361-000	REC PRGM: BASEBALL (YOUTH)	.00	.00	9,500.00	9,500.00	.00	.00	9,500.00
100-55301-372-000	REC PRGM: VOLLEYBALL (ADULT)	.00	.00	350.00	350.00	.00	.00	350.00
100-55301-373-000	REC PRGM: SAND VBALL (ADULT)	452.76	452.76	500.00	47.24	90.55	.00	47.24
100-55301-382-000	REC PRGM: FOOTBALL (YOUTH)	.00	.00	3,000.00	3,000.00	.00	.00	3,000.00
100-55301-389-000	REC PRGM: TENNIS (YOUTH)	.00	.00	100.00	100.00	.00	.00	100.00
100-55301-530-000	REC PRGM: RENT EXPENSE	.00	400.00	2,400.00	2,000.00	16.67	.00	2,000.00
	<b>TOTAL SUMMER RECREATION</b>	<b>1,578.42</b>	<b>2,812.25</b>	<b>30,424.00</b>	<b>27,611.75</b>	<b>9.24</b>	<b>.00</b>	<b>27,611.75</b>
<u>SWIMMING POOL</u>								
100-55420-112-000	POOL: SWIM POOL WAGES	.00	.00	81,865.00	81,865.00	.00	.00	81,865.00
100-55420-113-000	POOL: SWIM TEAM INSTRUCTOR	.00	.00	3,135.00	3,135.00	.00	.00	3,135.00
100-55420-120-000	POOL: OTHER WAGES	396.98	1,147.67	7,061.00	5,913.33	16.25	.00	5,913.33
100-55420-131-000	POOL: WRS (ERS	28.59	82.64	508.00	425.36	16.27	.00	425.36
100-55420-132-000	POOL: SOC SEC	23.52	68.00	5,708.00	5,640.00	1.19	.00	5,640.00
100-55420-133-000	POOL: MEDICARE	5.50	15.91	1,334.00	1,318.09	1.19	.00	1,318.09
100-55420-134-000	POOL: LIFE INS	3.18	12.72	38.00	25.28	33.47	.00	25.28
100-55420-135-000	POOL: HEALTH INS PREMIUMS	175.33	701.32	2,104.00	1,402.68	33.33	.00	1,402.68
100-55420-137-000	POOL: HEALTH INS. CLAIMS CUR	36.39	230.86	288.00	57.14	80.16	.00	57.14
100-55420-138-000	POOL: DENTAL INS	4.06	16.24	47.00	30.76	34.55	.00	30.76
100-55420-139-000	POOL: LONG TERM DISABILITY	2.30	9.19	28.00	18.81	32.82	.00	18.81
100-55420-201-000	POOL: POOL CHEMICALS	.00	.00	5,000.00	5,000.00	.00	.00	5,000.00
100-55420-314-000	POOL: UTILITIES & REFUSE	1,548.02	3,041.50	20,000.00	16,958.50	15.21	.00	16,958.50
100-55420-340-000	POOL: OPERATING SUPPLIES	.00	.00	5,000.00	5,000.00	.00	.00	5,000.00
100-55420-350-000	POOL: BUILDINGS & GROUNDS	.00	.00	200.00	200.00	.00	.00	200.00
100-55420-410-000	POOL: SWIM TEAM	.00	.00	350.00	350.00	.00	.00	350.00
100-55420-500-000	POOL: OUTLAY	21.09	42.18	5,000.00	4,957.82	.84	.00	4,957.82
100-55420-514-000	POOL: CONCESSION EXPENSES	.00	.00	1,500.00	1,500.00	.00	.00	1,500.00
100-55420-515-000	POOL: EXERCISE/TRAINING	.00	.00	1,100.00	1,100.00	.00	.00	1,100.00
	<b>TOTAL SWIMMING POOL</b>	<b>2,244.96</b>	<b>5,368.23</b>	<b>140,266.00</b>	<b>134,897.77</b>	<b>3.83</b>	<b>.00</b>	<b>134,897.77</b>
<u>FORESTRY</u>								
100-56110-210-000	FORESTRY: PROF SERVICES	.00	.00	1,250.00	1,250.00	.00	.00	1,250.00
100-56110-340-000	FORESTRY: MATERIALS/SUPPLIE	.00	.00	6,000.00	6,000.00	.00	.00	6,000.00
100-56110-341-000	FORESTRY: STUMP GRINDING	.00	.00	3,000.00	3,000.00	.00	.00	3,000.00
100-56110-342-000	FORESTRY: CHIPPING	.00	.00	20,000.00	20,000.00	.00	.00	20,000.00
	<b>TOTAL FORESTRY</b>	<b>.00</b>	<b>.00</b>	<b>30,250.00</b>	<b>30,250.00</b>	<b>.00</b>	<b>.00</b>	<b>30,250.00</b>

**CITY OF PLATTEVILLE**  
 DETAIL EXPENDITURES WITH COMPARISON TO BUDGET  
 FOR THE 3 MONTHS ENDING MARCH 31, 2026

**FUND 100 - GENERAL FUND**

	PERIOD ACTUAL	YTD ACTUAL	BUDGET AMOUNT	VARIANCE	% OF BUDGET	ENC BALANCE	UNENC BALANCE
<u>PCAN</u>							
100-56300-341-000	PCAN PAYMENT	.00	6,900.00	6,350.00	( 550.00)	108.66	.00 ( 550.00)
	TOTAL PCAN	.00	6,900.00	6,350.00	( 550.00)	108.66	.00 ( 550.00)
<u>ROOM TAXES</u>							
100-56600-650-000	ROOM TAX ENTITY	.00	.00	151,809.00	151,809.00	.00	.00 151,809.00
	TOTAL ROOM TAXES	.00	.00	151,809.00	151,809.00	.00	.00 151,809.00
<u>URBAN DEVELOPMENT</u>							
100-56615-340-000	URBAN DEV - KALL.OPER.SUPPLI	24.22	48.44	248.00	199.56	19.53	.00 199.56
	TOTAL URBAN DEVELOPMENT	24.22	48.44	248.00	199.56	19.53	.00 199.56
<u>COMMUNITY PLANNING/DEVELO</u>							
100-56900-110-000	COMM P&D: SALARIES	7,842.40	23,317.60	102,853.00	79,535.40	22.67	.00 79,535.40
100-56900-120-000	COMM P&D: OTHER WAGES	1,390.00	4,165.00	8,931.00	4,766.00	46.64	.00 4,766.00
100-56900-131-000	COMM P&D: WRS (ERS)	564.65	1,678.85	7,405.00	5,726.15	22.67	.00 5,726.15
100-56900-132-000	COMM P&D: SOC SEC	549.78	1,636.03	6,931.00	5,294.97	23.60	.00 5,294.97
100-56900-133-000	COMM P&D: MEDICARE	128.57	382.62	1,620.00	1,237.38	23.62	.00 1,237.38
100-56900-134-000	COMM P&D: LIFE INS	54.10	216.40	649.00	432.60	33.34	.00 432.60
100-56900-135-000	COMM P&D: HEALTH INS PREMIU	2,364.93	9,459.72	28,379.00	18,919.28	33.33	.00 18,919.28
100-56900-137-000	COMM P&D: HEALTH INS. CLAIMS	101.51	863.40	3,032.00	2,168.60	28.48	.00 2,168.60
100-56900-138-000	COMM P&D: DENTAL INS	139.90	559.60	1,631.00	1,071.40	34.31	.00 1,071.40
100-56900-139-000	COMM P&D: LONG TERM DISABILI	33.36	133.44	401.00	267.56	33.28	.00 267.56
100-56900-210-000	COMM P&D: PROF SERVICES	.00	.00	25,000.00	25,000.00	.00	.00 25,000.00
100-56900-220-000	COMM P&D: GAS, OIL & REPAIRS	14.39	29.54	250.00	220.46	11.82	.00 220.46
100-56900-309-000	COMM P&D: POSTAGE	28.88	31.10	600.00	568.90	5.18	.00 568.90
100-56900-310-000	COMM P&D: OFFICE SUPPLIES	.00	.00	1,200.00	1,200.00	.00	.00 1,200.00
100-56900-330-000	COMM P&D: TRAVEL & CONFERE	.00	.00	200.00	200.00	.00	.00 200.00
100-56900-346-000	COMM P&D: COPY MACHINES	147.76	295.52	.00	( 295.52)	.00	.00 ( 295.52)
100-56900-380-000	COMM P&D: VEHICLE INSURANC	.00	1,505.00	1,333.00	( 172.00)	112.90	.00 ( 172.00)
100-56900-403-000	COMM P&D: ZONING & PLANNING	.00	.00	1,200.00	1,200.00	.00	.00 1,200.00
100-56900-486-000	COMM P&D: HISTORIC PRESERVA	.00	.00	250.00	250.00	.00	.00 250.00
100-56900-500-000	COMM P&D: OUTLAY	.00	.00	250.00	250.00	.00	.00 250.00
	TOTAL COMMUNITY PLANNING/D	13,360.23	44,273.82	192,115.00	147,841.18	23.05	.00 147,841.18
	TOTAL FUND EXPENDITURES	723,192.28	2,308,459.08	10,168,061.00	7,859,601.92	22.70	108,366.33 7,751,235.59
	NET REV OVER EXP	( 324,782.25)	(1,142,044.04)	.00	(1,142,044.04)	.00	( 108,366.33) (1,250,410.37)

# CITY OF PLATTEVILLE

BALANCE SHEET  
MARCH 31, 2026

## FUND 101 - TAXI/BUS FUND

		BEGINNING BALANCE	CURRENT ACTIVITY	YTD ACTIVITY	ENDING BALANCE
<u>ASSETS</u>					
101-10001-000-000	TREASURER'S CASH	212,429.67	( 38,428.92)	( 30,287.56)	182,142.11
101-11111-000-000	GENERAL INVESTMENTS	.00	.00	.00	.00
101-12111-000-000	TAXES RECEIVABLE	.00	.00	.00	.00
101-13911-000-000	ACCOUNTS RECEIVABLE MISC.	100,666.61	.00	( 100,666.61)	.00
	<b>TOTAL ASSETS</b>	<u>313,096.28</u>	<u>( 38,428.92)</u>	<u>( 130,954.17)</u>	<u>182,142.11</u>
 <u>LIABILITIES AND EQUITY</u>					
<u>LIABILITIES</u>					
101-21211-000-000	VOUCHERS PAYABLE	( 72,901.76)	.00	72,901.76	.00
101-21220-000-000	WAGES PAYABLE CLEARING	( 42.17)	.00	.00	( 42.17)
101-21311-000-000	FEDERAL TAX W/H PAYABLE	.00	.00	.00	.00
101-21312-000-000	STATE TAX W/H PAYABLE	.00	.00	.00	.00
101-21313-000-000	6.20% SOC. SEC. EES	.00	.00	.00	.00
101-21314-000-000	1.45% SOC. SEC. EES	.00	.00	.00	.00
101-21315-000-000	6.20% SOC. SEC. ERS	.00	.00	.00	.00
101-21316-000-000	1.45% SOC. SEC. ERS	.00	.00	.00	.00
101-21520-000-000	GEN WRF EES	.00	.00	.00	.00
101-21522-000-000	GEN WRF ERS	.00	.00	.00	.00
	<b>TOTAL LIABILITIES</b>	<u>( 72,943.93)</u>	<u>.00</u>	<u>72,901.76</u>	<u>( 42.17)</u>
 <u>FUND EQUITY</u>					
101-30000-000-000	BUDGET VARIANCE	.00	.00	.00	.00
101-31000-000-000	FUND BALANCE	( 240,152.35)	.00	.00	( 240,152.35)
101-34110-000-000	P.O. ENCUMBRANCE	.00	.00	.00	.00
	NET INCOME/LOSS	.00	38,428.92	58,052.41	58,052.41
	<b>TOTAL FUND EQUITY</b>	<u>( 240,152.35)</u>	<u>38,428.92</u>	<u>58,052.41</u>	<u>( 182,099.94)</u>
	<b>TOTAL LIABILITIES AND EQUITY</b>	<u>( 313,096.28)</u>	<u>38,428.92</u>	<u>130,954.17</u>	<u>( 182,142.11)</u>

**CITY OF PLATTEVILLE**  
 DETAIL REVENUES WITH COMPARISON TO BUDGET  
 FOR THE 3 MONTHS ENDING MARCH 31, 2026

**FUND 101 - TAXI/BUS FUND**

	PERIOD ACTUAL	YTD ACTUAL	BUDGET AMOUNT	VARIANCE	% OF BUDGET	ENC BALANCE	UNENC BALANCE
<u>INTERGOVERNMENTAL REVENUE</u>							
101-43229-225-000	FEDERAL TAXI/BUS GRANT (5311)	.00	.00	241,078.00	( 241,078.00)	.00	.00 ( 241,078.00)
101-43537-226-000	STATE TAXI/BUS GRANT (85.20)	.00	.00	132,686.00	( 132,686.00)	.00	.00 ( 132,686.00)
	<b>TOTAL INTERGOVERNMENTAL RE</b>	<b>.00</b>	<b>.00</b>	<b>373,764.00</b>	<b>( 373,764.00)</b>	<b>.00</b>	<b>.00 ( 373,764.00)</b>
<u>PUBLIC CHARGES FOR SERVICE</u>							
101-46350-100-000	BUS PASS SALES	.00	.00	250.00	( 250.00)	.00	.00 ( 250.00)
101-46350-105-000	BUS FARES REVENUE	.00	.00	15.00	( 15.00)	.00	.00 ( 15.00)
101-46350-110-000	TAXI FARES	17,112.00	37,070.00	210,000.00	( 172,930.00)	17.65	.00 ( 172,930.00)
	<b>TOTAL PUBLIC CHARGES FOR SE</b>	<b>17,112.00</b>	<b>37,070.00</b>	<b>210,265.00</b>	<b>( 173,195.00)</b>	<b>17.63</b>	<b>.00 ( 173,195.00)</b>
<u>INTERGOVERNMENTAL CHARGE</u>							
101-47230-621-000	UWP SHARE OF TAXI/BUS	4,888.46	14,665.38	64,000.00	( 49,334.62)	22.91	.00 ( 49,334.62)
	<b>TOTAL INTERGOVERNMENTAL CH</b>	<b>4,888.46</b>	<b>14,665.38</b>	<b>64,000.00</b>	<b>( 49,334.62)</b>	<b>22.91</b>	<b>.00 ( 49,334.62)</b>
	<b>TOTAL FUND REVENUE</b>	<b>22,000.46</b>	<b>51,735.38</b>	<b>648,029.00</b>	<b>( 596,293.62)</b>	<b>7.98</b>	<b>.00 ( 596,293.62)</b>

**CITY OF PLATTEVILLE**  
 DETAIL EXPENDITURES WITH COMPARISON TO BUDGET  
 FOR THE 3 MONTHS ENDING MARCH 31, 2026

**FUND 101 - TAXI/BUS FUND**

	PERIOD ACTUAL	YTD ACTUAL	BUDGET AMOUNT	VARIANCE	% OF BUDGET	ENC BALANCE	UNENC BALANCE
<u>TAXI SERVICE EXPENSES</u>							
101-53521-120-000 TAXI: OTHER WAGES	268.53	710.02	10,475.00	9,764.98	6.78	.00	9,764.98
101-53521-131-000 TAXI: WRS (ERS)	19.33	51.11	754.00	702.89	6.78	.00	702.89
101-53521-132-000 TAXI: SOC SEC	15.83	41.84	649.00	607.16	6.45	.00	607.16
101-53521-133-000 TAXI: MEDICARE	3.70	9.77	152.00	142.23	6.43	.00	142.23
101-53521-134-000 TAXI: LIFE INS	.00	.00	55.00	55.00	.00	.00	55.00
101-53521-135-000 TAXI: HEALTH INS PREMIUM	.00	.00	2,471.00	2,471.00	.00	.00	2,471.00
101-53521-137-000 TAXI: HEALTH INS CLAIMS	.00	.00	244.00	244.00	.00	.00	244.00
101-53521-138-000 TAXI: DENTAL INS	.00	.00	128.00	128.00	.00	.00	128.00
101-53521-139-000 TAXI: LONG TERM DISABILITY	.00	1.42	23.00	21.58	6.17	.00	21.58
101-53521-621-000 TAXI SERVICE EXPENSES	42,121.99	86,473.63	537,180.00	450,706.37	16.10	.00	450,706.37
101-53521-622-000 BUS SERVICE EXPENSES	18,000.00	22,500.00	140,000.00	117,500.00	16.07	.00	117,500.00
101-53521-623-000 BUS PASS PRINTING EXPENSES	.00	.00	25.00	25.00	.00	.00	25.00
<b>TOTAL TAXI SERVICE EXPENSES</b>	<b>60,429.38</b>	<b>109,787.79</b>	<b>692,156.00</b>	<b>582,368.21</b>	<b>15.86</b>	<b>.00</b>	<b>582,368.21</b>
<b>TOTAL FUND EXPENDITURES</b>	<b>60,429.38</b>	<b>109,787.79</b>	<b>692,156.00</b>	<b>582,368.21</b>	<b>15.86</b>	<b>.00</b>	<b>582,368.21</b>
<b>NET REV OVER EXP</b>	<b>( 38,428.92)</b>	<b>( 58,052.41)</b>	<b>( 44,127.00)</b>	<b>( 13,925.41)</b>	<b>( 131.56)</b>	<b>.00</b>	<b>( 58,052.41)</b>

# CITY OF PLATTEVILLE

BALANCE SHEET  
MARCH 31, 2026

## FUND 105 - DEBT SERVICE FUND

	BEGINNING BALANCE	CURRENT ACTIVITY	YTD ACTIVITY	ENDING BALANCE
<u>ASSETS</u>				
105-10001-000-000 TREASURER'S CASH	( 71,088.56)	( 16,425.00)	( 846,478.75)	( 917,567.31)
105-10002-000-000 TIF #3 BOND CASH	.00	.00	.00	.00
105-11109-000-000 LOAN INVESTMENTS	.00	.00	.00	.00
105-11111-000-000 GENERAL INVESTMENTS	859,809.94	13,403.66	14,054.14	873,864.08
105-12111-000-000 TAXES RECEIVABLE	.00	.00	.00	.00
105-17103-000-000 LONG-TERM ADVANCE TO TIF	.00	.00	.00	.00
105-17202-000-000 NOTES REC. AIRPORT	.00	.00	.00	.00
TOTAL ASSETS	788,721.38	( 3,021.34)	( 832,424.61)	( 43,703.23)
 <u>LIABILITIES AND EQUITY</u>				
<u>LIABILITIES</u>				
105-21211-000-000 VOUCHERS PAYABLE	.00	.00	.00	.00
105-22212-000-000 WRF PRIOR SERVICE TRUST	.00	.00	.00	.00
105-27002-000-000 NOTES ADVANCE AIRPORT	.00	.00	.00	.00
105-27013-000-000 LONG-TERM ADVANCE TO TIF	.00	.00	.00	.00
105-29102-000-000 CORPORATE PURPOSE REDEMP.	.00	.00	.00	.00
TOTAL LIABILITIES	.00	.00	.00	.00
 <u>FUND EQUITY</u>				
105-30000-000-000 BUDGET VARIANCE	.00	.00	.00	.00
105-31000-000-000 FUND BALANCE	( 788,721.38)	.00	.00	( 788,721.38)
105-32000-000-000 TIF #3 FUND BALANCE	.00	.00	.00	.00
NET INCOME/LOSS	.00	3,021.34	832,424.61	832,424.61
TOTAL FUND EQUITY	( 788,721.38)	3,021.34	832,424.61	43,703.23
TOTAL LIABILITIES AND EQUITY	( 788,721.38)	3,021.34	832,424.61	43,703.23

**CITY OF PLATTEVILLE**  
 DETAIL REVENUES WITH COMPARISON TO BUDGET  
 FOR THE 3 MONTHS ENDING MARCH 31, 2026

**FUND 105 - DEBT SERVICE FUND**

	PERIOD ACTUAL	YTD ACTUAL	BUDGET AMOUNT	VARIANCE	% OF BUDGET	ENC BALANCE	UNENC BALANCE
<u>TAXES</u>							
105-41100-100-000 GENERAL PROPERTY TAXES	.00	.00	1,885,172.00	(1,885,172.00)	.00	.00	(1,885,172.00)
TOTAL TAXES	.00	.00	1,885,172.00	(1,885,172.00)	.00	.00	(1,885,172.00)
<u>MISCELLANEOUS REVENUE</u>							
105-48110-818-000 INTEREST FROM BONDS	13,403.66	14,054.14	9,000.00	5,054.14	156.16	.00	5,054.14
TOTAL MISCELLANEOUS REVENUE	13,403.66	14,054.14	9,000.00	5,054.14	156.16	.00	5,054.14
TOTAL FUND REVENUE	13,403.66	14,054.14	1,894,172.00	(1,880,117.86)	.74	.00	(1,880,117.86)

**CITY OF PLATTEVILLE**  
 DETAIL EXPENDITURES WITH COMPARISON TO BUDGET  
 FOR THE 3 MONTHS ENDING MARCH 31, 2026

**FUND 105 - DEBT SERVICE FUND**

	PERIOD ACTUAL	YTD ACTUAL	BUDGET AMOUNT	VARIANCE	% OF BUDGET	ENC BALANCE	UNENC BALANCE	
<u>PRINCIPAL ON NOTES</u>								
105-58100-013-000	PRINCIPAL LONG TERM NOTES	.00	510,000.00	1,313,750.00	803,750.00	38.82	.00	803,750.00
	TOTAL PRINCIPAL ON NOTES	.00	510,000.00	1,313,750.00	803,750.00	38.82	.00	803,750.00
<u>INTEREST AND FISCAL CHARGES</u>								
105-58200-005-000	INTEREST ON LONG TERM NOT	16,425.00	336,478.75	799,340.00	462,861.25	42.09	.00	462,861.25
105-58200-210-000	PROF SERVICES	.00	.00	3,000.00	3,000.00	.00	.00	3,000.00
105-58200-620-000	PAYING AGENT FEE	.00	.00	6,000.00	6,000.00	.00	.00	6,000.00
	TOTAL INTEREST AND FISCAL CH	16,425.00	336,478.75	808,340.00	471,861.25	41.63	.00	471,861.25
	TOTAL FUND EXPENDITURES	16,425.00	846,478.75	2,122,090.00	1,275,611.25	39.89	.00	1,275,611.25
	NET REV OVER EXP	( 3,021.34)	( 832,424.61)	( 227,918.00)	( 604,506.61)	( 365.23)	.00	( 832,424.61)

# CITY OF PLATTEVILLE

BALANCE SHEET  
MARCH 31, 2026

## FUND 110 - CAPITAL PROJECTS FUND

	BEGINNING BALANCE	CURRENT ACTIVITY	YTD ACTIVITY	ENDING BALANCE
<u>ASSETS</u>				
110-10001-000-000	882,636.82	( 221,569.97)	( 1,513,793.47)	( 631,156.65)
110-11111-000-000	251,468.31	.00	.00	251,468.31
110-11116-000-000	.00	.00	.00	.00
110-12111-000-000	.00	.00	.00	.00
110-13911-000-000	19,967.72	( 4,850.00)	( 19,967.72)	.00
110-14111-000-000	.00	.00	.00	.00
110-15112-000-000	.00	.00	.00	.00
	1,154,072.85	( 226,419.97)	( 1,533,761.19)	( 379,688.34)
<u>LIABILITIES AND EQUITY</u>				
<u>LIABILITIES</u>				
110-21211-000-000	( 182,762.64)	36,996.68	137,991.24	( 44,771.40)
110-23352-000-000	.00	.00	.00	.00
110-23523-000-000	.00	.00	.00	.00
110-24500-000-000	.00	.00	.00	.00
110-26000-000-000	( 31,657.23)	.00	.00	( 31,657.23)
110-27180-000-000	.00	.00	.00	.00
110-30000-000-000	( 150,000.00)	.00	.00	( 150,000.00)
110-34110-000-000	.00	.00	.00	.00
	( 364,419.87)	36,996.68	137,991.24	( 226,428.63)
<u>FUND EQUITY</u>				
110-31000-000-000	( 789,652.98)	.00	.00	( 789,652.98)
	.00	189,423.29	1,395,769.95	1,395,769.95
	( 789,652.98)	189,423.29	1,395,769.95	606,116.97
	( 1,154,072.85)	226,419.97	1,533,761.19	379,688.34

**CITY OF PLATTEVILLE**  
 DETAIL REVENUES WITH COMPARISON TO BUDGET  
 FOR THE 3 MONTHS ENDING MARCH 31, 2026

**FUND 110 - CAPITAL PROJECTS FUND**

	PERIOD ACTUAL	YTD ACTUAL	BUDGET AMOUNT	VARIANCE	% OF BUDGET	ENC BALANCE	UNENC BALANCE
<u>TAXES</u>							
110-41100-100-000	GENERAL PROPERTY TAXES	.00	.00	565,000.00	( 565,000.00)	.00	.00 ( 565,000.00)
	TOTAL TAXES	.00	.00	565,000.00	( 565,000.00)	.00	.00 ( 565,000.00)
<u>INTERGOVERNMENTAL REVENUE</u>							
110-43229-225-000	FEDERAL TAXI GRANT(VEHICLE)	.00	.00	64,000.00	( 64,000.00)	.00	.00 ( 64,000.00)
110-43581-290-000	COMMUNITY FUND GRANT	.00	.00	5,000.00	( 5,000.00)	.00	.00 ( 5,000.00)
	TOTAL INTERGOVERNMENTAL RE	.00	.00	69,000.00	( 69,000.00)	.00	.00 ( 69,000.00)
<u>PUBLIC CHARGES FOR SERVICE</u>							
110-46300-100-000	WHEEL TAX-VEHICLE REG FEE	9,805.00	17,553.00	110,000.00	( 92,447.00)	15.96	.00 ( 92,447.00)
	TOTAL PUBLIC CHARGES FOR SE	9,805.00	17,553.00	110,000.00	( 92,447.00)	15.96	.00 ( 92,447.00)
<u>MISCELLANEOUS REVENUE</u>							
110-48500-843-000	INCLUSIVE PLAYGROUND DONATI	200.00	200.00	.00	200.00	.00	.00 200.00
110-48552-552-000	CIP PARK DONATIONS	.00	.00	1,000.00	( 1,000.00)	.00	.00 ( 1,000.00)
	TOTAL MISCELLANEOUS REVENU	200.00	200.00	1,000.00	( 800.00)	20.00	.00 ( 800.00)
<u>OTHER FINANCING SOURCES</u>							
110-49120-940-000	LONG-TERM LOANS	.00	.00	2,366,000.00	(2,366,000.00)	.00	.00 (2,366,000.00)
110-49200-720-000	PARKS TRUST FUND TRANSFER	.00	.00	17,750.00	( 17,750.00)	.00	.00 ( 17,750.00)
110-49999-992-000	TRANSFER FROM STORM INS. FU	.00	.00	11,370.00	( 11,370.00)	.00	.00 ( 11,370.00)
110-49999-999-000	TRANS.FR.GENERAL FUND	.00	.00	305,330.00	( 305,330.00)	.00	.00 ( 305,330.00)
	TOTAL OTHER FINANCING SOUR	.00	.00	2,700,450.00	(2,700,450.00)	.00	.00 (2,700,450.00)
	TOTAL FUND REVENUE	10,005.00	17,753.00	3,445,450.00	(3,427,697.00)	.52	.00 (3,427,697.00)

**CITY OF PLATTEVILLE**  
 DETAIL EXPENDITURES WITH COMPARISON TO BUDGET  
 FOR THE 3 MONTHS ENDING MARCH 31, 2026

**FUND 110 - CAPITAL PROJECTS FUND**

		PERIOD		BUDGET		% OF	ENC	UNENC
		ACTUAL	YTD ACTUAL	AMOUNT	VARIANCE	BUDGET	BALANCE	BALANCE
<b>CAPITAL PROJECTS</b>								
110-60001-517-001	CAP PRJ: ADMIN CITY PARK IMPR	.00	( 689.00)	.00	689.00	.00	.00	689.00
110-60001-518-003	CAP PRJ: CITY HALL ELEVATOR	.00	.00	.00	.00	.00	37,541.00	( 37,541.00)
110-60001-518-008	CAP PRJ: CITY HALL- WINDOWS	.00	.00	20,000.00	20,000.00	.00	.00	20,000.00
110-60001-521-002	CAP PRJ: PORTABLE RADIOS	.00	10,652.55	10,000.00	( 652.55)	106.53	.00	( 652.55)
110-60001-521-009	CAP PRJ: RADIO/PHONE REC.SYS	.00	1,900.00	.00	( 1,900.00)	.00	.00	( 1,900.00)
110-60001-521-008	CAP PRJ: PD CSO TRUCK	.00	.00	40,000.00	40,000.00	.00	37,204.00	2,796.00
110-60001-521-013	CAP PRJ: PD TASER REPLACEME	.00	12,998.08	20,000.00	7,001.92	64.99	.00	7,001.92
110-60001-521-820	CAP PRJ: SQUAD CAR REPLACEM	17,934.24	67,039.09	90,000.00	22,960.91	74.49	.00	22,960.91
110-60001-522-002	CAP PRJ: FD PORTABLE RADIOS	2,850.00	2,850.00	26,000.00	23,150.00	10.96	.00	23,150.00
110-60001-522-007	CAP PRJ: FD COMMAND VEHICLE	.00	.00	81,000.00	81,000.00	.00	.00	81,000.00
110-60001-522-008	CAP PRJ: FD ENGINE REPLACEM	.00	1,063,808.64	1,100,000.00	36,191.36	96.71	.00	36,191.36
110-60001-533-003	CAP PRJ: BACKHOE REPL	.00	.00	73,500.00	73,500.00	.00	70,000.00	3,500.00
110-60001-533-004	CAP PRJ: END LOADER	.00	.00	70,000.00	70,000.00	.00	.00	70,000.00
110-60001-533-005	CAP PRJ: 2.5 TON DUMP TRUCK	139,959.00	139,959.00	150,000.00	10,041.00	93.31	.00	10,041.00
110-60001-533-008	CAP PRJ: END LOADER PLOW	.00	.00	55,000.00	55,000.00	.00	.00	55,000.00
110-60001-534-001	CAP PRJ: STRT REPAIR-WHEEL T	.00	.00	110,000.00	110,000.00	.00	.00	110,000.00
110-60001-534-002	CAP PRJ: HIGHWAY STRIPING	.00	.00	68,200.00	68,200.00	.00	.00	68,200.00
110-60001-536-001	CAP PRJ: SIDEWALK REPAIRS	1,185.00	3,680.25	45,000.00	41,319.75	8.18	.00	41,319.75
110-60001-537-002	CAP PRJ: PINE ST PARKING LOT	.00	.00	.00	.00	.00	2,930.03	( 2,930.03)
110-60001-543-001	CAP PRJ: SISP-SIGNAL REPLACE	4,952.00	29,452.00	20,000.00	( 9,452.00)	147.26	.00	( 9,452.00)
110-60001-551-000	CAP PRJ: ROUNDTREE TRAIL MAIN	.00	.00	7,000.00	7,000.00	.00	.00	7,000.00
110-60001-551-002	CAP PRJ: MOUNDVIEW TRAIL #1	.00	2,934.65	.00	( 2,934.65)	.00	.00	( 2,934.65)
110-60001-552-006	CAP PRJ: PARKS MOWERS	.00	.00	32,500.00	32,500.00	.00	.00	32,500.00
110-60001-552-015	CAP PRJ: PARK SECURITY CAME	.00	.00	10,000.00	10,000.00	.00	.00	10,000.00
110-60001-552-019	CAP PRJ: WATER FOUNTAINS	.00	.00	10,000.00	10,000.00	.00	.00	10,000.00
110-60001-552-020	CAP PRJ: PLAYGROUND CONT. F	.00	.00	12,500.00	12,500.00	.00	.00	12,500.00
110-60001-552-022	CAP PRJ: PARK BASKETBALL CO	.00	.00	33,750.00	33,750.00	.00	.00	33,750.00
110-60001-553-008	CAP PRJ: MU ATTIC INSULATION	.00	.00	85,000.00	85,000.00	.00	.00	85,000.00
110-60001-911-003	CAP PRJ: N COURT ST-STREET	.00	( 1,946.35)	.00	1,946.35	.00	.00	1,946.35
110-60001-911-010	CAP PRJ: JEFFERSON ST-STREET	5,165.00	8,950.94	.00	( 8,950.94)	.00	.00	( 8,950.94)
110-60001-911-011	CAP PRJ: CAMP ST-STREET	573.33	573.33	.00	( 573.33)	.00	17,354.80	( 17,928.13)
110-60001-911-012	CAP PRJ: E MAIN ST-STREET	939.41	6,475.83	300,000.00	293,524.17	2.16	.00	293,524.17
110-60001-911-016	CAP PRJ: HENRY ST-STREET	.00	14,998.37	10,000.00	( 4,998.37)	149.98	.00	( 4,998.37)
110-60001-911-017	CAP PRJ: SEVENTH AVE-STREET	.00	195.00	.00	( 195.00)	.00	.00	( 195.00)
110-60001-911-019	CAP PRJ: HWY 81-STREET	.00	.00	6,250.00	6,250.00	.00	.00	6,250.00
110-60001-911-020	CAP PRJ: JEFFERSN C-L -STREET	.00	.00	191,750.00	191,750.00	.00	.00	191,750.00
110-60001-911-021	CAP PRJ: PINE ST PARKING LOT	.00	( 3,022.51)	.00	3,022.51	.00	.00	3,022.51
110-60001-911-022	CAP PRJ: PINE ST PKNG LOT LIG	.00	( 292.90)	.00	292.90	.00	.00	292.90
110-60001-911-023	CAP PRJ: PINE ST PKNG LOT CAM	.00	( 169.20)	.00	169.20	.00	.00	169.20
110-60001-911-024	CAP PRJ: PINE ST PKNG LOT FEN	.00	( 324.80)	.00	324.80	.00	.00	324.80
110-60001-911-840	CAP PRJ: STREET CONTINGENC	2,256.00	2,256.00	.00	( 2,256.00)	.00	.00	( 2,256.00)
110-60001-935-001	CAP PRJ:23-27 TECH REPLACEME	1,936.56	8,986.63	.00	( 8,986.63)	.00	.00	( 8,986.63)
110-60001-935-006	CAP PRJ: LIB CIP LEVY CONTRIB	.00	.00	15,000.00	15,000.00	.00	.00	15,000.00
110-60001-938-001	CAP PRJ: STORM SWR-NON-STR	.00	.00	100,000.00	100,000.00	.00	.00	100,000.00
110-60001-939-003	CAP PRJ:N COURT ST-STORM SE	.00	( 2,109.46)	.00	2,109.46	.00	.00	2,109.46
110-60001-939-010	CAP PRJ: JEFFERSON ST-STORM	5,165.00	8,950.94	.00	( 8,950.94)	.00	.00	( 8,950.94)
110-60001-939-011	CAP PRJ: CAMP ST-STORM	573.34	573.34	.00	( 573.34)	.00	.00	( 573.34)
110-60001-939-012	CAP PRJ: E MAIN ST-STORM	939.41	6,475.84	300,000.00	293,524.16	2.16	.00	293,524.16
110-60001-939-016	CAP PRJ: HENRY ST-STORM	.00	13,785.93	10,000.00	( 3,785.93)	137.86	.00	( 3,785.93)
110-60001-939-017	CAP PRJ: SEVENTH AVE-STORM	.00	195.00	.00	( 195.00)	.00	.00	( 195.00)
110-60001-939-018	CAP PRJ: ROUNDTREE STORM SE	.00	.00	.00	.00	.00	1,200.00	( 1,200.00)
110-60001-939-019	CAP PRJ: HWY 81-STORM	.00	.00	6,250.00	6,250.00	.00	.00	6,250.00
110-60001-939-020	CAP PRJ: JEFFERSN C-L -STORM	.00	.00	191,750.00	191,750.00	.00	.00	191,750.00

**CITY OF PLATTEVILLE**  
 DETAIL EXPENDITURES WITH COMPARISON TO BUDGET  
 FOR THE 3 MONTHS ENDING MARCH 31, 2026

**FUND 110 - CAPITAL PROJECTS FUND**

	PERIOD ACTUAL	YTD ACTUAL	BUDGET AMOUNT	VARIANCE	% OF BUDGET	ENC BALANCE	UNENC BALANCE
110-60001-939-021 CAP PRJ: PINE ST PARKING LOT S	.00	( 614.24)	.00	614.24	.00	.00	614.24
110-60001-942-001 CAP PRJ: AIRPORT CIP MATCH	15,000.00	15,000.00	15,000.00	.00	100.00	.00	.00
110-60001-947-001 CAP PRJ: TAXI VEHICLE	.00	.00	80,000.00	80,000.00	.00	81,407.00	( 1,407.00)
110-60001-998-000 CAP PRJ: CONTINGENT ACCOUN	.00	.00	50,000.00	50,000.00	.00	.00	50,000.00
<b>TOTAL CAPITAL PROJECTS</b>	<b>199,428.29</b>	<b>1,413,522.95</b>	<b>3,445,450.00</b>	<b>2,031,927.05</b>	<b>41.03</b>	<b>247,636.83</b>	<b>1,784,290.22</b>
<b>TOTAL FUND EXPENDITURES</b>	<b>199,428.29</b>	<b>1,413,522.95</b>	<b>3,445,450.00</b>	<b>2,031,927.05</b>	<b>41.03</b>	<b>247,636.83</b>	<b>1,784,290.22</b>
<b>NET REV OVER EXP</b>	<b>( 189,423.29)</b>	<b>(1,395,769.95)</b>	<b>.00</b>	<b>(1,395,769.95)</b>	<b>.00</b>	<b>( 247,636.83)</b>	<b>(1,643,406.78)</b>

# CITY OF PLATTEVILLE

BALANCE SHEET  
MARCH 31, 2026

## FUND 125 - TIF DISTRICT #5 FUND

	BEGINNING BALANCE	CURRENT ACTIVITY	YTD ACTIVITY	ENDING BALANCE	
<u>ASSETS</u>					
125-10001-000-000	TREASURER'S CASH	.00	.00	.00	.00
125-11111-000-000	GENERAL INVESTMENTS	.00	.00	.00	.00
125-12111-000-000	TAXES RECEIVABLE	.00	.00	.00	.00
125-13911-000-000	ACCOUNTS RECEIVABLE MISC.	.00	.00	.00	.00
<hr/>					
	TOTAL ASSETS	.00	.00	.00	.00
<hr/> <hr/>					
<u>LIABILITIES AND EQUITY</u>					
<u>LIABILITIES</u>					
125-21211-000-000	VOUCHERS PAYABLE	.00	.00	.00	.00
125-22211-000-000	ADVANCE TAX COLLECTIONS-TID 5	.00	.00	.00	.00
125-27015-000-000	LONG-TERM ADV. TO TIF#5	.00	.00	.00	.00
125-27018-000-000	ADVANCE DUE TO UTILITY	.00	.00	.00	.00
<hr/>					
	TOTAL LIABILITIES	.00	.00	.00	.00
<hr/>					
<u>FUND EQUITY</u>					
125-30000-000-000	BUDGET VARIANCE	.00	.00	.00	.00
125-31000-000-000	FUND BALANCE	.00	.00	.00	.00
125-32005-000-000	TIF #5 FUND BALANCE	.00	.00	.00	.00
125-34110-000-000	P.O. ENCUMBRANCE	.00	.00	.00	.00
	NET INCOME/LOSS	.00	.00	.00	.00
<hr/>					
	TOTAL FUND EQUITY	.00	.00	.00	.00
<hr/>					
	TOTAL LIABILITIES AND EQUITY	.00	.00	.00	.00
<hr/> <hr/>					

# CITY OF PLATTEVILLE

BALANCE SHEET  
MARCH 31, 2026

## FUND 126 - TIF DISTRICT #6 FUND

	BEGINNING BALANCE	CURRENT ACTIVITY	YTD ACTIVITY	ENDING BALANCE	
<u>ASSETS</u>					
126-10001-000-000	TREASURER'S CASH	28,188.11	( 19,945.75)	( 66,514.53)	( 38,326.42)
126-11111-000-000	GENERAL INVESTMENTS	.00	.00	.00	.00
126-12111-000-000	TAXES RECEIVABLE	.00	.00	.00	.00
126-13911-000-000	ACCOUNTS RECEIVABLE MISC.	.00	.00	.00	.00
126-17106-000-000	ADVANCE DUE FROM TIF#6	.00	.00	.00	.00
	<b>TOTAL ASSETS</b>	<b>28,188.11</b>	<b>( 19,945.75)</b>	<b>( 66,514.53)</b>	<b>( 38,326.42)</b>
<u>LIABILITIES AND EQUITY</u>					
<u>LIABILITIES</u>					
126-21211-000-000	VOUCHERS PAYABLE	( 1,758.69)	.00	1,758.69	.00
126-22211-000-000	ADVANCE TAX COLLECTIONS-TID 6	( 226,746.45)	.00	.00	( 226,746.45)
126-27015-000-000	ADVANCE DUE TO GEN FUND	( 378,723.54)	.00	.00	( 378,723.54)
126-27016-000-000	ADVANCE DUE CP FUND - TIF#6	.00	.00	.00	.00
126-27018-000-000	ADVANCE DUE TO UTILITIES	( 565,552.30)	.00	.00	( 565,552.30)
	<b>TOTAL LIABILITIES</b>	<b>( 1,172,780.98)</b>	<b>.00</b>	<b>1,758.69</b>	<b>( 1,171,022.29)</b>
<u>FUND EQUITY</u>					
126-30000-000-000	BUDGET VARIANCE	.00	.00	.00	.00
126-31000-000-000	FUND BALANCE	1,144,592.87	.00	.00	1,144,592.87
126-32006-000-000	TIF #6 FUND BALANCE	.00	.00	.00	.00
126-34110-000-000	P.O. ENCUMBRANCE	.00	.00	.00	.00
	NET INCOME/LOSS	.00	19,945.75	64,755.84	64,755.84
	<b>TOTAL FUND EQUITY</b>	<b>1,144,592.87</b>	<b>19,945.75</b>	<b>64,755.84</b>	<b>1,209,348.71</b>
	<b>TOTAL LIABILITIES AND EQUITY</b>	<b>( 28,188.11)</b>	<b>19,945.75</b>	<b>66,514.53</b>	<b>38,326.42</b>

**CITY OF PLATTEVILLE**  
 DETAIL REVENUES WITH COMPARISON TO BUDGET  
 FOR THE 3 MONTHS ENDING MARCH 31, 2026

**FUND 126 - TIF DISTRICT #6 FUND**

	PERIOD ACTUAL	YTD ACTUAL	BUDGET AMOUNT	VARIANCE	% OF BUDGET	ENC BALANCE	UNENC BALANCE
<u>TAXES</u>							
126-41120-115-000 TIF #6 DISTRICT TAXES	.00	.00	688,231.00	( 688,231.00)	.00	.00	( 688,231.00)
TOTAL TAXES	.00	.00	688,231.00	( 688,231.00)	.00	.00	( 688,231.00)
<u>INTERGOVERNMENTAL REVENUE</u>							
126-43410-234-000 EXEMPT COMPUTER AID	.00	.00	1,013.00	( 1,013.00)	.00	.00	( 1,013.00)
126-43410-235-000 EXEMPT PERSONAL PROPERTY A	.00	.00	23,422.00	( 23,422.00)	.00	.00	( 23,422.00)
TOTAL INTERGOVERNMENTAL RE	.00	.00	24,435.00	( 24,435.00)	.00	.00	( 24,435.00)
TOTAL FUND REVENUE	.00	.00	712,666.00	( 712,666.00)	.00	.00	( 712,666.00)

**CITY OF PLATTEVILLE**  
 DETAIL EXPENDITURES WITH COMPARISON TO BUDGET  
 FOR THE 3 MONTHS ENDING MARCH 31, 2026

**FUND 126 - TIF DISTRICT #6 FUND**

	PERIOD ACTUAL	YTD ACTUAL	BUDGET AMOUNT	VARIANCE	% OF BUDGET	ENC BALANCE	UNENC BALANCE	
<u>ASSESSOR</u>								
126-51530-412-000	ASSESSOR:ST. MANUFACTURING	.00	.00	1,300.00	1,300.00	.00	.00	1,300.00
	TOTAL ASSESSOR	.00	.00	1,300.00	1,300.00	.00	.00	1,300.00
<u>TAX INCREMENT DISTRICT FEE</u>								
126-56600-290-000	TAX INCREMENT DISTRICT FEES	150.00	150.00	150.00	.00	100.00	.00	.00
	TOTAL TAX INCREMENT DISTRICT	150.00	150.00	150.00	.00	100.00	.00	.00
<u>INCUBATOR</u>								
126-56721-509-000	PLATTEVILLE INCUBATOR	.00	10,815.00	8,111.00	( 2,704.00)	133.34	.00	( 2,704.00)
126-56721-510-000	GRANT CTY ECON DEV	.00	6,705.33	5,030.00	( 1,675.33)	133.31	.00	( 1,675.33)
	TOTAL INCUBATOR	.00	17,520.33	13,141.00	( 4,379.33)	133.33	.00	( 4,379.33)
<u>PRINCIPAL ON NOTES</u>								
126-58100-018-000	PRINCIPAL ON TIF#6 NOTES	.00	.00	595,652.00	595,652.00	.00	.00	595,652.00
	TOTAL PRINCIPAL ON NOTES	.00	.00	595,652.00	595,652.00	.00	.00	595,652.00
<u>INTEREST ON NOTES</u>								
126-58200-019-000	INTEREST ON TIF#6 NOTES	19,750.00	19,750.00	47,919.00	28,169.00	41.22	.00	28,169.00
	TOTAL INTEREST ON NOTES	19,750.00	19,750.00	47,919.00	28,169.00	41.22	.00	28,169.00
<u>TIF #6 CAPITAL PROJECTS</u>								
126-60006-210-000	TIF #6: PROFESSIONAL SERVICE	.00	.00	1,200.00	1,200.00	.00	.00	1,200.00
126-60006-314-000	TIF #6: UTILITIES AND REFUSE	45.75	94.96	550.00	455.04	17.27	.00	455.04
126-60006-801-000	TAX INCREMENTS TO EMMI ROTH	.00	27,240.55	33,666.00	6,425.45	80.91	.00	6,425.45
	TOTAL TIF #6 CAPITAL PROJECTS	45.75	27,335.51	35,416.00	8,080.49	77.18	.00	8,080.49
	TOTAL FUND EXPENDITURES	19,945.75	64,755.84	693,578.00	628,822.16	9.34	.00	628,822.16
	NET REV OVER EXP	( 19,945.75)	( 64,755.84)	19,088.00	( 83,843.84)	( 339.25)	.00	( 64,755.84)

# CITY OF PLATTEVILLE

BALANCE SHEET  
MARCH 31, 2026

## FUND 127 - TIF DISTRICT #7 FUND

	BEGINNING BALANCE	CURRENT ACTIVITY	YTD ACTIVITY	ENDING BALANCE	
<u>ASSETS</u>					
127-10001-000-000	TREASURER'S CASH	1,668,742.24	( 58,774.00)	( 422,700.63)	1,246,041.61
127-11111-000-000	GENERAL INVESTMENTS	50,431.66	143.27	301.83	50,733.49
127-12111-000-000	TAXES RECEIVABLE	.00	.00	.00	.00
127-13911-000-000	ACCOUNTS RECEIVABLE MISC.	.00	.00	.00	.00
127-17107-000-000	ADVANCE DUE FROM TIF #7	.00	.00	.00	.00
	<b>TOTAL ASSETS</b>	<b>1,719,173.90</b>	<b>( 58,630.73)</b>	<b>( 422,398.80)</b>	<b>1,296,775.10</b>
<u>LIABILITIES AND EQUITY</u>					
<u>LIABILITIES</u>					
127-21211-000-000	VOUCHERS PAYABLE	( 205.29)	.00	205.29	.00
127-22211-000-000	ADVANCE TAX COLLECTIONS-TID 7	( 181,932.62)	.00	.00	( 181,932.62)
127-27015-000-000	ADVANCE DUE TO GEN FUND	.00	.00	.00	.00
127-27017-000-000	ADVANCE DUE TO CP - TIF #7	.00	.00	.00	.00
127-27018-000-000	ADVANCE DUE TO UTILITIES	.00	.00	.00	.00
	<b>TOTAL LIABILITIES</b>	<b>( 182,137.91)</b>	<b>.00</b>	<b>205.29</b>	<b>( 181,932.62)</b>
<u>FUND EQUITY</u>					
127-30000-000-000	BUDGET VARIANCE	.00	.00	.00	.00
127-31000-000-000	FUND BALANCE	( 1,537,035.99)	.00	.00	( 1,537,035.99)
127-32007-000-000	TIF #7 FUND BALANCE	.00	.00	.00	.00
127-34110-000-000	P.O. ENCUMBRANCE	.00	.00	.00	.00
	NET INCOME/LOSS	.00	58,630.73	422,193.51	422,193.51
	<b>TOTAL FUND EQUITY</b>	<b>( 1,537,035.99)</b>	<b>58,630.73</b>	<b>422,193.51</b>	<b>( 1,114,842.48)</b>
	<b>TOTAL LIABILITIES AND EQUITY</b>	<b>( 1,719,173.90)</b>	<b>58,630.73</b>	<b>422,398.80</b>	<b>( 1,296,775.10)</b>

**CITY OF PLATTEVILLE**  
 DETAIL REVENUES WITH COMPARISON TO BUDGET  
 FOR THE 3 MONTHS ENDING MARCH 31, 2026

**FUND 127 - TIF DISTRICT #7 FUND**

	PERIOD ACTUAL	YTD ACTUAL	BUDGET AMOUNT	VARIANCE	% OF BUDGET	ENC BALANCE	UNENC BALANCE
<u>TAXES</u>							
127-41120-115-000 TIF #7 DISTRICT TAXES	.00	.00	552,210.00	( 552,210.00)	.00	.00	( 552,210.00)
TOTAL TAXES	.00	.00	552,210.00	( 552,210.00)	.00	.00	( 552,210.00)
<u>INTERGOVERNMENTAL REVENUE</u>							
127-43410-234-000 TIF#7 EXEMPT COMPUTER ST.	.00	.00	3,912.00	( 3,912.00)	.00	.00	( 3,912.00)
127-43410-235-000 TIF#7 EXEMPT PERS PROP AID	.00	.00	45,412.00	( 45,412.00)	.00	.00	( 45,412.00)
TOTAL INTERGOVERNMENTAL RE	.00	.00	49,324.00	( 49,324.00)	.00	.00	( 49,324.00)
<u>MISCELLANEOUS REVENUES</u>							
127-48110-817-000 INTEREST FROM TIF#7 BOND	143.27	301.83	2,000.00	( 1,698.17)	15.09	.00	( 1,698.17)
TOTAL MISCELLANEOUS REVENU	143.27	301.83	2,000.00	( 1,698.17)	15.09	.00	( 1,698.17)
TOTAL FUND REVENUE	143.27	301.83	603,534.00	( 603,232.17)	.05	.00	( 603,232.17)

**CITY OF PLATTEVILLE**  
 DETAIL EXPENDITURES WITH COMPARISON TO BUDGET  
 FOR THE 3 MONTHS ENDING MARCH 31, 2026

**FUND 127 - TIF DISTRICT #7 FUND**

	PERIOD ACTUAL	YTD ACTUAL	BUDGET AMOUNT	VARIANCE	% OF BUDGET	ENC BALANCE	UNENC BALANCE
<u>ASSESSOR</u>							
127-51530-412-000 ASSESSOR:ST. MANUFACTURING	.00	.00	15.00	15.00	.00	.00	15.00
TOTAL ASSESSOR	.00	.00	15.00	15.00	.00	.00	15.00
<u>TAX INCREMENT DISTRICT FEES</u>							
127-56600-290-000 TAX INCREMENT DISTRICT FEES	150.00	150.00	150.00	.00	100.00	.00	.00
TOTAL TAX INCREMENT DISTRICT	150.00	150.00	150.00	.00	100.00	.00	.00
<u>INCUBATOR</u>							
127-56721-509-000 PLATTEVILLE INCUBATOR	.00	10,815.00	8,111.00	( 2,704.00)	133.34	.00	( 2,704.00)
127-56721-510-000 GRANT CTY ECON DEV	.00	6,705.34	5,030.00	( 1,675.34)	133.31	.00	( 1,675.34)
TOTAL INCUBATOR	.00	17,520.34	13,141.00	( 4,379.34)	133.33	.00	( 4,379.34)
<u>COMM PLAN &amp; DEVELOPMENT</u>							
127-56900-568-000 TIF #7 MAIN STREET PROGRAM	.00	40,556.00	40,556.00	.00	100.00	.00	.00
TOTAL COMM PLAN & DEVELOPM	.00	40,556.00	40,556.00	.00	100.00	.00	.00
<u>PRINCIPAL ON NOTES</u>							
127-58100-018-000 PRINCIPAL ON TIF#7 NOTES	.00	265,000.00	515,000.00	250,000.00	51.46	.00	250,000.00
TOTAL PRINCIPAL ON NOTES	.00	265,000.00	515,000.00	250,000.00	51.46	.00	250,000.00
<u>INTEREST ON NOTES</u>							
127-58200-019-000 INTEREST ON TIF#7 NOTES	3,625.00	44,270.00	87,940.00	43,670.00	50.34	.00	43,670.00
TOTAL INTEREST ON NOTES	3,625.00	44,270.00	87,940.00	43,670.00	50.34	.00	43,670.00
<u>TIF #7 CAPITAL PROJECTS</u>							
127-60007-210-000 PROFESSIONAL SERVICES	.00	.00	1,200.00	1,200.00	.00	.00	1,200.00
127-60007-802-000 LEASE PMTS TO DEVELOPER	54,999.00	54,999.00	219,998.00	164,999.00	25.00	.00	164,999.00
TOTAL TIF #7 CAPITAL PROJECTS	54,999.00	54,999.00	221,198.00	166,199.00	24.86	.00	166,199.00
TOTAL FUND EXPENDITURES	58,774.00	422,495.34	878,000.00	455,504.66	48.12	.00	455,504.66

# CITY OF PLATTEVILLE

DETAIL EXPENDITURES WITH COMPARISON TO BUDGET  
FOR THE 3 MONTHS ENDING MARCH 31, 2026

## FUND 127 - TIF DISTRICT #7 FUND

	PERIOD PERIOD	YTD ACTUAL	BUDGET AMOUNT	VARIANCE	% OF BUDGET	ENC BALANCE	UNENC BALANCE
NET REV OVER EXP	( 58,630.73)	( 422,193.51)	( 274,466.00)	( 147,727.51)	( 153.82)	.00	( 422,193.51)

# CITY OF PLATTEVILLE

BALANCE SHEET  
MARCH 31, 2026

## FUND 129 - TIF DISTRICT #9 FUND

	BEGINNING BALANCE	CURRENT ACTIVITY	YTD ACTIVITY	ENDING BALANCE		
<u>ASSETS</u>						
129-10001-000-000	TREASURER'S CASH	.00 (	81,052.00) (	98,755.66) (	98,755.66)	
129-11111-000-000	GENERAL INVESTMENTS	.00	.00	.00	.00	
129-12111-000-000	TAXES RECEIVABLE	.00	.00	.00	.00	
	<b>TOTAL ASSETS</b>	<b>.00 (</b>	<b>81,052.00) (</b>	<b>98,755.66) (</b>	<b>98,755.66)</b>	
<u>LIABILITIES AND EQUITY</u>						
<u>LIABILITIES</u>						
129-21211-000-000	VOUCHERS PAYABLE	(	183.33)	.00	183.33	
129-22211-000-000	ADVANCE TAX COLLECTIONS-TID 9	(	59,915.47)	.00 (	59,915.47)	
129-27015-000-000	ADVANCE DUE TO GEN FUND	(	52,834.06)	.00 (	52,834.06)	
	<b>TOTAL LIABILITIES</b>	<b>(</b>	<b>112,932.86)</b>	<b>.00</b>	<b>183.33 (</b>	<b>112,749.53)</b>
<u>FUND EQUITY</u>						
129-31000-000-000	FUND BALANCE	112,932.86	.00	.00	112,932.86	
	NET INCOME/LOSS	.00	81,052.00	98,572.33	98,572.33	
	<b>TOTAL FUND EQUITY</b>	<b>112,932.86</b>	<b>81,052.00</b>	<b>98,572.33</b>	<b>211,505.19</b>	
	<b>TOTAL LIABILITIES AND EQUITY</b>	<b>.00</b>	<b>81,052.00</b>	<b>98,755.66</b>	<b>98,755.66</b>	

**CITY OF PLATTEVILLE**  
 DETAIL REVENUES WITH COMPARISON TO BUDGET  
 FOR THE 3 MONTHS ENDING MARCH 31, 2026

**FUND 129 - TIF DISTRICT #9 FUND**

	PERIOD ACTUAL	YTD ACTUAL	BUDGET AMOUNT	VARIANCE	% OF BUDGET	ENC BALANCE	UNENC BALANCE
<u>TAXES</u>							
129-41120-115-000 TIF #9 DISTRICT TAXES	.00	.00	181,858.00	( 181,858.00)	.00	.00	( 181,858.00)
TOTAL TAXES	.00	.00	181,858.00	( 181,858.00)	.00	.00	( 181,858.00)
TOTAL FUND REVENUE	.00	.00	181,858.00	( 181,858.00)	.00	.00	( 181,858.00)

**CITY OF PLATTEVILLE**  
 DETAIL EXPENDITURES WITH COMPARISON TO BUDGET  
 FOR THE 3 MONTHS ENDING MARCH 31, 2026

**FUND 129 - TIF DISTRICT #9 FUND**

	PERIOD ACTUAL	YTD ACTUAL	BUDGET AMOUNT	VARIANCE	% OF BUDGET	ENC BALANCE	UNENC BALANCE	
<u>CITY TREASURER</u>								
129-51510-210-000	PROFESSIONAL SERVICES	.00	.00	1,200.00	1,200.00	.00	.00	1,200.00
	TOTAL CITY TREASURER	.00	.00	1,200.00	1,200.00	.00	.00	1,200.00
<u>TAX INCREMENT DISTRICT FEE</u>								
129-56600-290-000	TAX INCREMENT DISTRICT FEES	150.00	150.00	150.00	.00	100.00	.00	.00
	TOTAL TAX INCREMENT DISTRICT	150.00	150.00	150.00	.00	100.00	.00	.00
<u>INCUBATOR</u>								
129-56721-509-000	PLATTEVILLE INCUBATOR	.00	10,815.00	8,111.00	( 2,704.00)	133.34	.00	( 2,704.00)
129-56721-510-000	GRANT CTY ECON DEV	.00	6,705.33	5,030.00	( 1,675.33)	133.31	.00	( 1,675.33)
129-56721-511-000	PVILLE AREA INDUST DEV CORP	80,902.00	80,902.00	83,329.00	2,427.00	97.09	.00	2,427.00
	TOTAL INCUBATOR	80,902.00	98,422.33	96,470.00	( 1,952.33)	102.02	.00	( 1,952.33)
	TOTAL FUND EXPENDITURES	81,052.00	98,572.33	97,820.00	( 752.33)	100.77	.00	( 752.33)
	NET REV OVER EXP	( 81,052.00)	( 98,572.33)	84,038.00	( 182,610.33)	( 117.29)	.00	( 98,572.33)

# CITY OF PLATTEVILLE

BALANCE SHEET  
MARCH 31, 2026

## FUND 130 - REDEVEL. AUTH (RDA) FUND

		BEGINNING BALANCE	CURRENT ACTIVITY	YTD ACTIVITY	ENDING BALANCE
<hr/>					
<u>ASSETS</u>					
130-10001-000-000	TREASURER'S CASH	18,497.30	2,754.97	8,264.91	26,762.21
130-11111-000-000	GENERAL INVESTMENTS	.00	.00	.00	.00
130-13911-000-000	ACCOUNTS RECEIVABLE MISC.	.00	.00	.00	.00
130-17200-000-000	NOTES REC. ECON. DEV.(ALLBE)	.00	.00	.00	.00
130-17400-000-000	RDA LOANS RECEIVABLE	361,831.71	( 3,332.16)	( 9,983.47)	351,848.24
<hr/>					
	TOTAL ASSETS	380,329.01	( 577.19)	( 1,718.56)	378,610.45
<hr/>					
<u>LIABILITIES AND EQUITY</u>					
<u>LIABILITIES</u>					
130-21211-000-000	VOUCHERS PAYABLE	.00	.00	.00	.00
130-26001-000-000	DEFERRED REVENUE	( 361,831.71)	3,332.16	9,983.47	( 351,848.24)
130-27000-000-000	NOTES ADV. ECON DEV.(ALLBE)	.00	.00	.00	.00
<hr/>					
	TOTAL LIABILITIES	( 361,831.71)	3,332.16	9,983.47	( 351,848.24)
<hr/>					
<u>FUND EQUITY</u>					
130-30000-000-000	BUDGET VARIANCE	.00	.00	.00	.00
130-31000-000-000	FUND BALANCE	( 18,497.30)	.00	.00	( 18,497.30)
130-34110-000-000	P.O. ENCUMBRANCE	.00	.00	.00	.00
	NET INCOME/LOSS	.00	( 2,754.97)	( 8,264.91)	( 8,264.91)
<hr/>					
	TOTAL FUND EQUITY	( 18,497.30)	( 2,754.97)	( 8,264.91)	( 26,762.21)
<hr/>					
	TOTAL LIABILITIES AND EQUITY	( 380,329.01)	577.19	1,718.56	( 378,610.45)
<hr/>					

# CITY OF PLATTEVILLE

DETAIL REVENUES WITH COMPARISON TO BUDGET  
FOR THE 3 MONTHS ENDING MARCH 31, 2026

## FUND 130 - REDEVEL. AUTH (RDA) FUND

	PERIOD ACTUAL	YTD ACTUAL	BUDGET AMOUNT	VARIANCE	% OF BUDGET	ENC BALANCE	UNENC BALANCE
<u>OTHER FINANCING SOURCES</u>							
130-49210-924-000	DRIFTLESS MARKET LOAN PMT	876.04	2,628.12	10,512.00	( 7,883.88)	25.00	.00 ( 7,883.88)
130-49210-925-000	DEALS N DRAGONS LOAN PAYME	283.56	850.68	3,403.00	( 2,552.32)	25.00	.00 ( 2,552.32)
130-49210-930-000	LMN INVESTMENT LOAN PMT.	1,321.83	3,965.49	15,862.00	( 11,896.51)	25.00	.00 ( 11,896.51)
130-49210-932-000	HD ACADEMY LOAN	889.08	2,667.24	5,414.00	( 2,746.76)	49.27	.00 ( 2,746.76)
130-49210-933-000	MICHAEL WALSH LOAN PMT	238.28	714.84	2,859.00	( 2,144.16)	25.00	.00 ( 2,144.16)
130-49210-934-000	MASIO & REYNOLDS LLC LOAN P	262.81	788.43	3,154.00	( 2,365.57)	25.00	.00 ( 2,365.57)
	<b>TOTAL OTHER FINANCING SOUR</b>	<b>3,871.60</b>	<b>11,614.80</b>	<b>41,204.00</b>	<b>( 29,589.20)</b>	<b>28.19</b>	<b>.00 ( 29,589.20)</b>
	<b>TOTAL FUND REVENUE</b>	<b>3,871.60</b>	<b>11,614.80</b>	<b>41,204.00</b>	<b>( 29,589.20)</b>	<b>28.19</b>	<b>.00 ( 29,589.20)</b>

**CITY OF PLATTEVILLE**  
 DETAIL EXPENDITURES WITH COMPARISON TO BUDGET  
 FOR THE 3 MONTHS ENDING MARCH 31, 2026

**FUND 130 - REDEVEL. AUTH (RDA) FUND**

	PERIOD ACTUAL	YTD ACTUAL	BUDGET AMOUNT	VARIANCE	% OF BUDGET	ENC BALANCE	UNENC BALANCE
<u>COMM. PLAN &amp; DEVELOPMENT</u>							
130-56900-923-000 RDA: CITY LOAN PMTS-LMN INV	1,116.63	3,349.89	13,400.00	10,050.11	25.00	.00	10,050.11
TOTAL COMM. PLAN & DEVELOPM	1,116.63	3,349.89	13,400.00	10,050.11	25.00	.00	10,050.11
TOTAL FUND EXPENDITURES	<u>1,116.63</u>	<u>3,349.89</u>	<u>13,400.00</u>	<u>10,050.11</u>	<u>25.00</u>	<u>.00</u>	<u>10,050.11</u>
NET REV OVER EXP	<u>2,754.97</u>	<u>8,264.91</u>	<u>27,804.00</u>	<u>( 19,539.09)</u>	<u>29.73</u>	<u>.00</u>	<u>8,264.91</u>

# CITY OF PLATTEVILLE

BALANCE SHEET  
MARCH 31, 2026

## FUND 135 - AFFORDABLE HOUSING

	BEGINNING BALANCE	CURRENT ACTIVITY	YTD ACTIVITY	ENDING BALANCE
<u>ASSETS</u>				
135-10001-000-000 TREASURER'S CASH	57,010.64	2,084.04	6,312.12	63,322.76
135-13911-000-000 ACCOUNTS RECEIVABLE MISC.	.00	.00	.00	.00
TOTAL ASSETS	<u>57,010.64</u>	<u>2,084.04</u>	<u>6,312.12</u>	<u>63,322.76</u>
<u>LIABILITIES AND EQUITY</u>				
<u>LIABILITIES</u>				
135-21211-000-000 VOUCHERS PAYABLE	.00	.00	.00	.00
TOTAL LIABILITIES	.00	.00	.00	.00
<u>FUND EQUITY</u>				
135-30000-000-000 BUDGET VARIANCE	.00	.00	.00	.00
135-31000-000-000 FUND BALANCE	( 57,010.64)	.00	.00	( 57,010.64)
NET INCOME/LOSS	.00	( 2,084.04)	( 6,312.12)	( 6,312.12)
TOTAL FUND EQUITY	<u>( 57,010.64)</u>	<u>( 2,084.04)</u>	<u>( 6,312.12)</u>	<u>( 63,322.76)</u>
TOTAL LIABILITIES AND EQUITY	<u>( 57,010.64)</u>	<u>( 2,084.04)</u>	<u>( 6,312.12)</u>	<u>( 63,322.76)</u>

**CITY OF PLATTEVILLE**  
 DETAIL REVENUES WITH COMPARISON TO BUDGET  
 FOR THE 3 MONTHS ENDING MARCH 31, 2026

**FUND 135 - AFFORDABLE HOUSING**

	PERIOD ACTUAL	YTD ACTUAL	BUDGET AMOUNT	VARIANCE	% OF BUDGET	ENC BALANCE	UNENC BALANCE
<u>OTHER FINANCING SOURCES</u>							
135-49200-013-000	TRANSFER FROM OTHER FUNDS	.00	.00	100,000.00	( 100,000.00)	.00	.00 ( 100,000.00)
135-49210-920-000	AFFORD HOUSING: LOANS	2,114.04	6,342.12	27,000.00	( 20,657.88)	23.49	.00 ( 20,657.88)
	TOTAL OTHER FINANCING SOUR	2,114.04	6,342.12	127,000.00	( 120,657.88)	4.99	.00 ( 120,657.88)
	TOTAL FUND REVENUE	2,114.04	6,342.12	127,000.00	( 120,657.88)	4.99	.00 ( 120,657.88)

**CITY OF PLATTEVILLE**  
 DETAIL EXPENDITURES WITH COMPARISON TO BUDGET  
 FOR THE 3 MONTHS ENDING MARCH 31, 2026

**FUND 135 - AFFORDABLE HOUSING**

	PERIOD ACTUAL	YTD ACTUAL	BUDGET AMOUNT	VARIANCE	% OF BUDGET	ENC BALANCE	UNENC BALANCE	
<u>AFFORDABLE HOUSING</u>								
135-56900-210-000	AFFORD HOUSING: ATTY-PROF S	30.00	30.00	150.00	120.00	20.00	.00	120.00
135-56900-712-000	AFFORD HOUSING: LOANS	.00	.00	25,000.00	25,000.00	.00	.00	25,000.00
135-56900-800-000	AFFORD HOUSING: GRANTS	.00	.00	40,000.00	40,000.00	.00	.00	40,000.00
	<b>TOTAL AFFORDABLE HOUSING</b>	<b>30.00</b>	<b>30.00</b>	<b>65,150.00</b>	<b>65,120.00</b>	<b>.05</b>	<b>.00</b>	<b>65,120.00</b>
	<b>TOTAL FUND EXPENDITURES</b>	<b>30.00</b>	<b>30.00</b>	<b>65,150.00</b>	<b>65,120.00</b>	<b>.05</b>	<b>.00</b>	<b>65,120.00</b>
	<b>NET REV OVER EXP</b>	<b>2,084.04</b>	<b>6,312.12</b>	<b>61,850.00</b>	<b>( 55,537.88)</b>	<b>10.21</b>	<b>.00</b>	<b>6,312.12</b>

# CITY OF PLATTEVILLE

BALANCE SHEET  
MARCH 31, 2026

## FUND 140 - BROSKE CENTER

		BEGINNING BALANCE	CURRENT ACTIVITY	YTD ACTIVITY	ENDING BALANCE
<u>ASSETS</u>					
140-10001-000-000	TREASURER'S CASH	32,613.62	2,794.55	533.34	33,146.96
140-12111-000-000	TAXES RECEIVABLE	.00	.00	.00	.00
140-13911-000-000	ACCOUNTS RECEIVABLE MISC.	3,800.00	( 300.00)	( 3,800.00)	.00
	TOTAL ASSETS	36,413.62	2,494.55	( 3,266.66)	33,146.96
<u>LIABILITIES AND EQUITY</u>					
<u>LIABILITIES</u>					
140-21211-000-000	VOUCHERS PAYABLE	( 1,198.12)	.00	1,198.12	.00
140-21220-000-000	WAGES PAYABLE CLEARING	( 513.36)	.00	.00	( 513.36)
140-23356-000-000	BROSKE CENTER: TRUST/DONATIONS	2,947.52	.00	( 52.65)	2,894.87
140-23388-000-000	PREPAID BROSKE CENTER RENT	( 12,900.00)	.00	900.00	( 12,000.00)
140-27192-000-000	BROSKE CENTER: DAMAGE DEPOSITS	( 3,335.00)	.00	.00	( 3,335.00)
	TOTAL LIABILITIES	( 14,998.96)	.00	2,045.47	( 12,953.49)
<u>FUND EQUITY</u>					
140-30000-000-000	BUDGET VARIANCE	.00	.00	.00	.00
140-31000-000-000	FUND BALANCE	( 21,414.66)	.00	.00	( 21,414.66)
140-34110-000-000	P.O. ENCUMBRANCE	.00	.00	.00	.00
	NET INCOME/LOSS	.00	( 2,494.55)	1,221.19	1,221.19
	TOTAL FUND EQUITY	( 21,414.66)	( 2,494.55)	1,221.19	( 20,193.47)
	TOTAL LIABILITIES AND EQUITY	( 36,413.62)	( 2,494.55)	3,266.66	( 33,146.96)

**CITY OF PLATTEVILLE**  
 DETAIL REVENUES WITH COMPARISON TO BUDGET  
 FOR THE 3 MONTHS ENDING MARCH 31, 2026

**FUND 140 - BROSKE CENTER**

	PERIOD ACTUAL	YTD ACTUAL	BUDGET AMOUNT	VARIANCE	% OF BUDGET	ENC BALANCE	UNENC BALANCE
<u>SOURCE 41</u>							
140-41100-100-000 GENERAL PROPERTY TAXES	.00	.00	34,692.00	( 34,692.00)	.00	.00	( 34,692.00)
TOTAL SOURCE 41	.00	.00	34,692.00	( 34,692.00)	.00	.00	( 34,692.00)
<u>BROSKE CENTER REVENUES</u>							
140-46740-670-000 BROSKE CENTER: RENTAL	.00	300.00	3,000.00	( 2,700.00)	10.00	.00	( 2,700.00)
140-46740-671-000 BROSKE CENTER: RENTAL TAXAB	6,825.11	9,036.52	30,170.00	( 21,133.48)	29.95	.00	( 21,133.48)
140-46740-672-000 BROSKE CENTER: CITY USAGE	.00	1,700.00	4,500.00	( 2,800.00)	37.78	.00	( 2,800.00)
TOTAL BROSKE CENTER REVENUE	6,825.11	11,036.52	37,670.00	( 26,633.48)	29.30	.00	( 26,633.48)
TOTAL FUND REVENUE	6,825.11	11,036.52	72,362.00	( 61,325.48)	15.25	.00	( 61,325.48)

**CITY OF PLATTEVILLE**  
 DETAIL EXPENDITURES WITH COMPARISON TO BUDGET  
 FOR THE 3 MONTHS ENDING MARCH 31, 2026

**FUND 140 - BROSKE CENTER**

	PERIOD ACTUAL	YTD ACTUAL	BUDGET AMOUNT	VARIANCE	% OF BUDGET	ENC BALANCE	UNENC BALANCE	
<u>BROSKE CENTER EXPENSES</u>								
140-55130-110-000	BROSKE CENTER: SALARIES	476.32	1,301.68	10,238.00	8,936.32	12.71	.00	8,936.32
140-55130-120-000	BROSKE CENTER: OTHER WAGE	1,833.57	4,969.28	20,536.00	15,566.72	24.20	.00	15,566.72
140-55130-131-000	BROSKE CENTER: WRS (ERS	155.38	421.38	2,018.00	1,596.62	20.88	.00	1,596.62
140-55130-132-000	BROSKE CENTER: SOC SEC	137.85	373.07	1,907.00	1,533.93	19.56	.00	1,533.93
140-55130-133-000	BROSKE CENTER: MEDICARE	32.23	87.22	447.00	359.78	19.51	.00	359.78
140-55130-134-000	BROSKE CENTER: LIFE INS	8.84	35.36	145.00	109.64	24.39	.00	109.64
140-55130-135-000	BROSKE CENTER: HEALTH INS P	285.42	1,141.68	7,212.00	6,070.32	15.83	.00	6,070.32
140-55130-137-000	BROSKE CENTER: HLTH INS CLAI	.00	.00	934.00	934.00	.00	.00	934.00
140-55130-138-000	BROSKE CENTER: DENTAL INS	14.21	56.84	316.00	259.16	17.99	.00	259.16
140-55130-139-000	BROSKE CENTER: LONG TERM DI	5.12	20.48	109.00	88.52	18.79	.00	88.52
140-55130-210-000	BROSKE CENTER: PROF SERVIC	.00	.00	500.00	500.00	.00	.00	500.00
140-55130-314-000	BROSKE CENTER: UTILITY/REFU	700.35	1,392.71	7,500.00	6,107.29	18.57	.00	6,107.29
140-55130-340-000	BROSKE CENTER: OPER SUPPLIE	681.27	2,458.01	7,500.00	5,041.99	32.77	.00	5,041.99
140-55130-350-000	BROSKE CENTER: BLDG & GRND	.00	.00	3,000.00	3,000.00	.00	.00	3,000.00
140-55130-500-000	BROSKE CENTER: OUTLAY	.00	.00	10,000.00	10,000.00	.00	.00	10,000.00
	<b>TOTAL BROSKE CENTER EXPENS</b>	<b>4,330.56</b>	<b>12,257.71</b>	<b>72,362.00</b>	<b>60,104.29</b>	<b>16.94</b>	<b>.00</b>	<b>60,104.29</b>
	<b>TOTAL FUND EXPENDITURES</b>	<b>4,330.56</b>	<b>12,257.71</b>	<b>72,362.00</b>	<b>60,104.29</b>	<b>16.94</b>	<b>.00</b>	<b>60,104.29</b>
	<b>NET REV OVER EXP</b>	<b>2,494.55</b>	<b>( 1,221.19)</b>	<b>.00</b>	<b>( 1,221.19)</b>	<b>.00</b>	<b>.00</b>	<b>( 1,221.19)</b>

# CITY OF PLATTEVILLE

BALANCE SHEET  
MARCH 31, 2026

## FUND 150 - ARPA FUND

	BEGINNING BALANCE	CURRENT ACTIVITY	YTD ACTIVITY	ENDING BALANCE
<u>ASSETS</u>				
150-10001-000-000 TREASURER'S CASH	.41	.00	.00	.41
TOTAL ASSETS	<u>.41</u>	<u>.00</u>	<u>.00</u>	<u>.41</u>
<u>LIABILITIES AND EQUITY</u>				
<u>LIABILITIES</u>				
150-21211-000-000 VOUCHERS PAYABLE	.00	.00	.00	.00
150-27000-000-000 UNEARNED REVENUE-ARPA	( 52,974.71)	.00	.00	( 52,974.71)
TOTAL LIABILITIES	( 52,974.71)	.00	.00	( 52,974.71)
<u>FUND EQUITY</u>				
150-31000-000-000 FUND BALANCE	52,974.30	.00	.00	52,974.30
150-34110-000-000 P.O. ENCUMBRANCE	.00	.00	.00	.00
NET INCOME/LOSS	.00	.00	.00	.00
TOTAL FUND EQUITY	<u>52,974.30</u>	<u>.00</u>	<u>.00</u>	<u>52,974.30</u>
TOTAL LIABILITIES AND EQUITY	<u>( .41)</u>	<u>.00</u>	<u>.00</u>	<u>( .41)</u>

# CITY OF PLATTEVILLE

BALANCE SHEET  
MARCH 31, 2026

## FUND 151 - FIRE FACILITY

	BEGINNING BALANCE	CURRENT ACTIVITY	YTD ACTIVITY	ENDING BALANCE
<u>ASSETS</u>				
151-10001-000-000 TREASURER'S CASH	349,287.54	838,991.41	( 319,381.53)	29,906.01
151-11111-000-000 FF GENERAL INVESTMENTS	132.56	.38	.80	133.36
151-13911-000-000 ACCOUNTS RECEIVABLE MISC.	.00	.00	.00	.00
TOTAL ASSETS	349,420.10	838,991.79	( 319,380.73)	30,039.37
<u>LIABILITIES AND EQUITY</u>				
<u>LIABILITIES</u>				
151-21211-000-000 VOUCHERS PAYABLE	( 1,254,078.43)	.00	1,254,078.43	.00
151-25100-000-000 DUE TO GENERAL FUND	.00	.00	.00	.00
TOTAL LIABILITIES	( 1,254,078.43)	.00	1,254,078.43	.00
<u>FUND EQUITY</u>				
151-31000-000-000 FUND BALANCE	904,658.33	.00	.00	904,658.33
151-34110-000-000 P.O. ENCUMBRANCE	.00	.00	.00	.00
NET INCOME/LOSS	.00	( 838,991.79)	( 934,697.70)	( 934,697.70)
TOTAL FUND EQUITY	904,658.33	( 838,991.79)	( 934,697.70)	( 30,039.37)
TOTAL LIABILITIES AND EQUITY	( 349,420.10)	( 838,991.79)	319,380.73	( 30,039.37)

**CITY OF PLATTEVILLE**  
 DETAIL REVENUES WITH COMPARISON TO BUDGET  
 FOR THE 3 MONTHS ENDING MARCH 31, 2026

**FUND 151 - FIRE FACILITY**

	PERIOD ACTUAL	YTD ACTUAL	BUDGET AMOUNT	VARIANCE	% OF BUDGET	ENC BALANCE	UNENC BALANCE	
<u>FIRE FACILITY FUNDS</u>								
151-43260-237-000	FIRE FACILITY FED APPROP.	1,357,343.25	2,297,861.17	.00	2,297,861.17	.00	.00	2,297,861.17
	TOTAL FIRE FACILITY FUNDS	1,357,343.25	2,297,861.17	.00	2,297,861.17	.00	.00	2,297,861.17
<u>FIRE FACILITY DONATIONS</u>								
151-48110-818-000	FF INTEREST FROM BONDS	.38	.80	.00	.80	.00	.00	.80
	TOTAL FIRE FACILITY DONATIONS	.38	.80	.00	.80	.00	.00	.80
	TOTAL FUND REVENUE	1,357,343.63	2,297,861.97	.00	2,297,861.97	.00	.00	2,297,861.97

**CITY OF PLATTEVILLE**  
 DETAIL EXPENDITURES WITH COMPARISON TO BUDGET  
 FOR THE 3 MONTHS ENDING MARCH 31, 2026

**FUND 151 - FIRE FACILITY**

	PERIOD ACTUAL	YTD ACTUAL	BUDGET AMOUNT	VARIANCE	% OF BUDGET	ENC BALANCE	UNENC BALANCE
<u>FIRE FACILITY EXPENDITURES</u>							
151-57220-820-002	FF DEV - CONSTRUCTION	518,285.52	1,347,956.93	.00	(1,347,956.93)	.00	.00 (1,347,956.93)
151-57220-820-003	FF EQUIPMENT - FFE	.00	5,000.00	.00	( 5,000.00)	.00	15,167.50 ( 20,167.50)
151-57220-820-005	FF PROFESSIONAL FEES	30.00	10,171.02	.00	( 10,171.02)	.00	.00 ( 10,171.02)
151-57220-820-098	FF MISCELLANEOUS	36.32	36.32	.00	( 36.32)	.00	.00 ( 36.32)
	<b>TOTAL FIRE FACILITY EXPENDITURE</b>	<b>518,351.84</b>	<b>1,363,164.27</b>	<b>.00</b>	<b>(1,363,164.27)</b>	<b>.00</b>	<b>15,167.50 (1,378,331.77)</b>
	<b>TOTAL FUND EXPENDITURES</b>	<b>518,351.84</b>	<b>1,363,164.27</b>	<b>.00</b>	<b>(1,363,164.27)</b>	<b>.00</b>	<b>15,167.50 (1,378,331.77)</b>
	<b>NET REV OVER EXP</b>	<b>838,991.79</b>	<b>934,697.70</b>	<b>.00</b>	<b>934,697.70</b>	<b>.00</b>	<b>( 15,167.50) 919,530.20</b>

# CITY OF PLATTEVILLE

BALANCE SHEET  
MARCH 31, 2026

## FUND 152 - NIF GRANT

	BEGINNING BALANCE	CURRENT ACTIVITY	YTD ACTIVITY	ENDING BALANCE
<u>ASSETS</u>				
152-10001-000-000 TREASURER'S CASH	.00	.00	.00	.00
152-13911-000-000 ACCOUNTS RECEIVABLE MISC.	.00	.00	.00	.00
TOTAL ASSETS	.00	.00	.00	.00
<u>LIABILITIES AND EQUITY</u>				
<u>LIABILITIES</u>				
152-21211-000-000 VOUCHERS PAYABLE	.00	.00	.00	.00
TOTAL LIABILITIES	.00	.00	.00	.00
<u>FUND EQUITY</u>				
152-31000-000-000 FUND BALANCE	.00	.00	.00	.00
NET INCOME/LOSS	.00	.00	.00	.00
TOTAL FUND EQUITY	.00	.00	.00	.00
TOTAL LIABILITIES AND EQUITY	.00	.00	.00	.00

# CITY OF PLATTEVILLE

BALANCE SHEET  
MARCH 31, 2026

## FUND 153 - WEDC GRANTS FUND

	BEGINNING BALANCE	CURRENT ACTIVITY	YTD ACTIVITY	ENDING BALANCE
<u>ASSETS</u>				
153-10001-000-000	TREASURER'S CASH	.00	238,912.10	238,912.10
	TOTAL ASSETS	.00	238,912.10	238,912.10
<u>LIABILITIES AND EQUITY</u>				
<u>LIABILITIES</u>				
153-21211-000-000	VOUCHERS PAYABLE	.00	.00	.00
	TOTAL LIABILITIES	.00	.00	.00
<u>FUND EQUITY</u>				
153-31000-000-000	FUND BALANCE	.00	.00	.00
	NET INCOME/LOSS	.00 (	238,912.10) (	238,912.10) (
	TOTAL FUND EQUITY	.00 (	238,912.10) (	238,912.10) (
	TOTAL LIABILITIES AND EQUITY	.00 (	238,912.10) (	238,912.10) (

# CITY OF PLATTEVILLE

BALANCE SHEET  
MARCH 31, 2026

## FUND 154 - LEAD SVC LINE PROGRAM

	BEGINNING BALANCE	CURRENT ACTIVITY	YTD ACTIVITY	ENDING BALANCE
<u>ASSETS</u>				
154-10001-000-000 TREASURER'S CASH	( 25,146.44)	380.00	( 2,280.00)	( 27,426.44)
154-13911-000-000 ACCOUNTS RECEIVABLE MISC	54,105.00	.00	.00	54,105.00
154-17400-000-000 LSL LOANS RECEIVABLE	8,224.59	.00	.00	8,224.59
TOTAL ASSETS	37,183.15	380.00	( 2,280.00)	34,903.15
<u>LIABILITIES AND EQUITY</u>				
<u>LIABILITIES</u>				
154-21211-000-000 VOUCHERS PAYABLE	( 3,040.00)	.00	3,040.00	.00
154-26000-000-000 LSL DEFERRED REVENUE	( 8,224.59)	.00	.00	( 8,224.59)
TOTAL LIABILITIES	( 11,264.59)	.00	3,040.00	( 8,224.59)
<u>FUND EQUITY</u>				
154-31000-000-000 FUND BALANCE	( 25,918.56)	.00	.00	( 25,918.56)
NET INCOME/LOSS	( 25,918.56)	( 380.00)	( 760.00)	( 26,678.56)
TOTAL FUND EQUITY	( 51,837.12)	( 380.00)	( 760.00)	( 52,597.12)
TOTAL LIABILITIES AND EQUITY	( 63,101.71)	( 380.00)	2,280.00	( 60,821.71)

**CITY OF PLATTEVILLE**  
 DETAIL REVENUES WITH COMPARISON TO BUDGET  
 FOR THE 3 MONTHS ENDING MARCH 31, 2026

**FUND 154 - LEAD SVC LINE PROGRAM**

	PERIOD ACTUAL	YTD ACTUAL	BUDGET AMOUNT	VARIANCE	% OF BUDGET	ENC BALANCE	UNENC BALANCE
<u>INTERGOVERNMENTAL REVENUE</u>							
154-43550-000-000 LSL DNR FUNDING	.00	.00	76,218.00	( 76,218.00)	.00	.00	( 76,218.00)
TOTAL INTERGOVERNMENTAL RE	.00	.00	76,218.00	( 76,218.00)	.00	.00	( 76,218.00)
<u>LSL REVENUES</u>							
154-48600-000-000 LSL LOAN PYMT PRINCIPAL	380.00	760.00	16,936.00	( 16,176.00)	4.49	.00	( 16,176.00)
TOTAL LSL REVENUES	380.00	760.00	16,936.00	( 16,176.00)	4.49	.00	( 16,176.00)
TOTAL FUND REVENUE	380.00	760.00	93,154.00	( 92,394.00)	.82	.00	( 92,394.00)

**CITY OF PLATTEVILLE**  
 DETAIL EXPENDITURES WITH COMPARISON TO BUDGET  
 FOR THE 3 MONTHS ENDING MARCH 31, 2026

**FUND 154 - LEAD SVC LINE PROGRAM**

	PERIOD ACTUAL	YTD ACTUAL	BUDGET AMOUNT	VARIANCE	% OF BUDGET	ENC BALANCE	UNENC BALANCE	
<u>LSL EXPENDITURES</u>								
154-53700-610-000	LSL PRINCIPAL	.00	.00	42,535.00	42,535.00	.00	.00	42,535.00
154-53700-620-000	LSL INTEREST	.00	.00	53.00	53.00	.00	.00	53.00
154-53700-790-000	LSL GRANTS	.00	.00	40,143.00	40,143.00	.00	.00	40,143.00
154-53700-791-000	LSL PROGRAM LOANS	.00	.00	13,381.00	13,381.00	.00	.00	13,381.00
	TOTAL LSL EXPENDITURES	.00	.00	96,112.00	96,112.00	.00	.00	96,112.00
	TOTAL FUND EXPENDITURES	.00	.00	96,112.00	96,112.00	.00	.00	96,112.00
	NET REV OVER EXP	380.00	760.00	( 2,958.00)	3,718.00	25.69	.00	760.00

# CITY OF PLATTEVILLE

BALANCE SHEET  
MARCH 31, 2026

## FUND 155 - POOL PROJECT

	BEGINNING BALANCE	CURRENT ACTIVITY	YTD ACTIVITY	ENDING BALANCE
<u>ASSETS</u>				
155-10001-000-000 TREASURER'S CASH	902,085.22	( 6,731.41)	( 852,519.56)	49,565.66
155-11111-000-000 POOL PROJ: GENERAL INVESTMENTS	5,776,441.10	.00	( 1,472,801.39)	4,303,639.71
TOTAL ASSETS	<u>6,678,526.32</u>	<u>( 6,731.41)</u>	<u>( 2,325,320.95)</u>	<u>4,353,205.37</u>
<u>LIABILITIES AND EQUITY</u>				
<u>LIABILITIES</u>				
155-21211-000-000 VOUCHERS PAYABLE	( 1,626,445.05)	.00	1,626,445.05	.00
TOTAL LIABILITIES	<u>( 1,626,445.05)</u>	<u>.00</u>	<u>1,626,445.05</u>	<u>.00</u>
<u>FUND EQUITY</u>				
155-31000-000-000 FUND BALANCE	( 5,052,081.27)	.00	.00	( 5,052,081.27)
155-34110-000-000 P.O. ENCUMBRANCE	.00	.00	.00	.00
TOTAL FUND EQUITY	<u>( 5,052,081.27)</u>	<u>.00</u>	<u>.00</u>	<u>( 5,052,081.27)</u>
TOTAL LIABILITIES AND EQUITY	<u>( 6,678,526.32)</u>	<u>.00</u>	<u>1,626,445.05</u>	<u>( 5,052,081.27)</u>

**CITY OF PLATTEVILLE**  
 DETAIL REVENUES WITH COMPARISON TO BUDGET  
 FOR THE 3 MONTHS ENDING MARCH 31, 2026

**FUND 155 - POOL PROJECT**

	PERIOD ACTUAL	YTD ACTUAL	BUDGET AMOUNT	VARIANCE	% OF BUDGET	ENC BALANCE	UNENC BALANCE
<u>SOURCE 48</u>							
155-48110-818-000 POOL INTEREST FROM BONDS	.00	17,999.11	.00	17,999.11	.00	.00	17,999.11
155-48309-680-000 POOL PROJ: SALE OF EQUIPMEN	.00	185.00	.00	185.00	.00	.00	185.00
TOTAL SOURCE 48	.00	18,184.11	.00	18,184.11	.00	.00	18,184.11
TOTAL FUND REVENUE	.00	18,184.11	.00	18,184.11	.00	.00	18,184.11

**CITY OF PLATTEVILLE**  
 DETAIL EXPENDITURES WITH COMPARISON TO BUDGET  
 FOR THE 3 MONTHS ENDING MARCH 31, 2026

FUND 155 - POOL PROJECT

	PERIOD ACTUAL	YTD ACTUAL	BUDGET AMOUNT	VARIANCE	% OF BUDGET	ENC BALANCE	UNENC BALANCE
<u>POOL PROJECT EXPENDITURES</u>							
155-57100-210-000 POOL PROJECT PROF SVCS	( 13,268.59)	( 13,268.59)	5,124,725.00	5,137,993.59	( .26)	.00	5,137,993.59
155-57100-820-000 POOL PROJ: CONSTRUCTION	20,000.00	730,328.60	.00	( 730,328.60)	.00	.00	( 730,328.60)
TOTAL POOL PROJECT EXPENDIT	6,731.41	717,060.01	5,124,725.00	4,407,664.99	13.99	.00	4,407,664.99
TOTAL FUND EXPENDITURES	6,731.41	717,060.01	5,124,725.00	4,407,664.99	13.99	.00	4,407,664.99
NET REV OVER EXP	( 6,731.41)	( 698,875.90)	(5,124,725.00)	4,425,849.10	( 13.64)	.00	( 698,875.90)

# CITY OF PLATTEVILLE

BALANCE SHEET  
MARCH 31, 2026

## FUND 156 - TRAIL LAND ACQUISITION

	BEGINNING BALANCE	CURRENT ACTIVITY	YTD ACTIVITY	ENDING BALANCE
<u>ASSETS</u>				
156-10001-000-000 TREASURER'S CASH	( 42,901.17)	.00	( 51,397.61)	( 94,298.78)
156-13911-000-000 ACCOUNTS RECEIVABLE MISC.	42,901.18	.00	( 42,901.18)	.00
TOTAL ASSETS	.01	.00	( 94,298.79)	( 94,298.78)
<u>LIABILITIES AND EQUITY</u>				
<u>LIABILITIES</u>				
156-21211-000-000 VOUCHERS PAYABLE	.00	.00	.00	.00
TOTAL LIABILITIES	.00	.00	.00	.00
<u>FUND EQUITY</u>				
156-31000-000-000 FUND BALANCE	( .01)	.00	.00	( .01)
TOTAL FUND EQUITY	( .01)	.00	.00	( .01)
TOTAL LIABILITIES AND EQUITY	( .01)	.00	.00	( .01)

**CITY OF PLATTEVILLE**  
 DETAIL REVENUES WITH COMPARISON TO BUDGET  
 FOR THE 3 MONTHS ENDING MARCH 31, 2026

**FUND 156 - TRAIL LAND ACQUISITION**

	PERIOD ACTUAL	YTD ACTUAL	BUDGET AMOUNT	VARIANCE	% OF BUDGET	ENC BALANCE	UNENC BALANCE
<u>SOURCE 43</u>							
156-43570-100-000	TRL ACQ: STATE REIMBURSEMEN	.00 ( 7,028.06)	76,852.00	( 83,880.06)	( 9.14)	.00	( 83,880.06)
	TOTAL SOURCE 43	.00 ( 7,028.06)	76,852.00	( 83,880.06)	( 9.14)	.00	( 83,880.06)
<u>SOURCE 48</u>							
156-48500-100-000	TRL ACQ: LOCAL REIMBURSEMEN	.00 ( 4,237.50)	76,852.00	( 81,089.50)	( 5.51)	.00	( 81,089.50)
	TOTAL SOURCE 48	.00 ( 4,237.50)	76,852.00	( 81,089.50)	( 5.51)	.00	( 81,089.50)
	TOTAL FUND REVENUE	.00 ( 11,265.56)	153,704.00	( 164,969.56)	( 7.33)	.00	( 164,969.56)

**CITY OF PLATTEVILLE**  
 DETAIL EXPENDITURES WITH COMPARISON TO BUDGET  
 FOR THE 3 MONTHS ENDING MARCH 31, 2026

**FUND 156 - TRAIL LAND ACQUISITION**

	PERIOD ACTUAL	YTD ACTUAL	BUDGET AMOUNT	VARIANCE	% OF BUDGET	ENC BALANCE	UNENC BALANCE
<u>TRAIL LAND ACQUISITION EXPEN</u>							
156-57630-210-000 TRL ACQ: PROF SVCS	.00	4,150.00	.00	( 4,150.00)	.00	.00	( 4,150.00)
156-57630-820-001 TRL ACQ: PROPERTY ACQUISITIO	.00	78,883.23	153,704.00	74,820.77	51.32	.00	74,820.77
<b>TOTAL TRAIL LAND ACQUISITION</b>	<b>.00</b>	<b>83,033.23</b>	<b>153,704.00</b>	<b>70,670.77</b>	<b>54.02</b>	<b>.00</b>	<b>70,670.77</b>
<b>TOTAL FUND EXPENDITURES</b>	<b>.00</b>	<b>83,033.23</b>	<b>153,704.00</b>	<b>70,670.77</b>	<b>54.02</b>	<b>.00</b>	<b>70,670.77</b>
<b>NET REV OVER EXP</b>	<b>.00</b>	<b>( 94,298.79)</b>	<b>.00</b>	<b>( 94,298.79)</b>	<b>.00</b>	<b>.00</b>	<b>( 94,298.79)</b>

# CITY OF PLATTEVILLE

BALANCE SHEET  
MARCH 31, 2026

## FUND 157 - STORM INSURANCE CLAIMS

	BEGINNING BALANCE	CURRENT ACTIVITY	YTD ACTIVITY	ENDING BALANCE
<u>ASSETS</u>				
157-10001-000-000 TREASURER'S CASH	981,188.02	( 800.00)	10,521.34	991,709.36
157-13911-000-000 ACCOUNTS RECEIVABLE MISC.	11,321.34	.00	( 11,321.34)	.00
 TOTAL ASSETS	992,509.36	( 800.00)	( 800.00)	991,709.36
 <u>LIABILITIES AND EQUITY</u>				
<u>LIABILITIES</u>				
157-21211-000-000 VOUCHERS PAYABLE	.00	.00	.00	.00
 TOTAL LIABILITIES	.00	.00	.00	.00
 <u>FUND EQUITY</u>				
157-31000-000-000 FUND BALANCE	( 992,509.36)	.00	.00	( 992,509.36)
 TOTAL FUND EQUITY	( 992,509.36)	.00	.00	( 992,509.36)
 TOTAL LIABILITIES AND EQUITY	( 992,509.36)	.00	.00	( 992,509.36)

**CITY OF PLATTEVILLE**  
 DETAIL EXPENDITURES WITH COMPARISON TO BUDGET  
 FOR THE 3 MONTHS ENDING MARCH 31, 2026

**FUND 157 - STORM INSURANCE CLAIMS**

	PERIOD ACTUAL	YTD ACTUAL	BUDGET AMOUNT	VARIANCE	% OF BUDGET	ENC BALANCE	UNENC BALANCE
<u>DEPARTMENT 100</u>							
157-53100-740-000 STR ADMIN: STORM DAMAGE	800.00	800.00	.00	( 800.00)	.00	.00	( 800.00)
TOTAL DEPARTMENT 100	800.00	800.00	.00	( 800.00)	.00	.00	( 800.00)
TOTAL FUND EXPENDITURES	800.00	800.00	.00	( 800.00)	.00	.00	( 800.00)
NET REV OVER EXP	( 800.00)	( 800.00)	.00	( 800.00)	.00	.00	( 800.00)

**CITY OF PLATTEVILLE**  
 DETAIL REVENUES WITH COMPARISON TO BUDGET  
 FOR THE 3 MONTHS ENDING MARCH 31, 2026

**FUND 158 - AMBULANCE FUND**

	PERIOD ACTUAL	YTD ACTUAL	BUDGET AMOUNT	VARIANCE	% OF BUDGET	ENC BALANCE	UNENC BALANCE
<u>SOURCE 46</u>							
158-46230-665-000 AMBULANCE SPECIAL CHARGE	15,821.69	47,005.08	192,328.00	( 145,322.92)	24.44	.00	( 145,322.92)
TOTAL SOURCE 46	15,821.69	47,005.08	192,328.00	( 145,322.92)	24.44	.00	( 145,322.92)
TOTAL FUND REVENUE	15,821.69	47,005.08	192,328.00	( 145,322.92)	24.44	.00	( 145,322.92)

**CITY OF PLATTEVILLE**  
 DETAIL EXPENDITURES WITH COMPARISON TO BUDGET  
 FOR THE 3 MONTHS ENDING MARCH 31, 2026

**FUND 158 - AMBULANCE FUND**

	PERIOD ACTUAL	YTD ACTUAL	BUDGET AMOUNT	VARIANCE	% OF BUDGET	ENC BALANCE	UNENC BALANCE
<u>DEPARTMENT 300</u>							
158-52300-900-000 AMBULANCE: PAYMENT TO SWHC	.00	.00	192,328.00	192,328.00	.00	.00	192,328.00
TOTAL DEPARTMENT 300	.00	.00	192,328.00	192,328.00	.00	.00	192,328.00
TOTAL FUND EXPENDITURES	.00	.00	192,328.00	192,328.00	.00	.00	192,328.00
NET REV OVER EXP	15,821.69	47,005.08	.00	47,005.08	.00	.00	47,005.08

**CITY OF PLATTEVILLE**  
 DETAIL REVENUES WITH COMPARISON TO BUDGET  
 FOR THE 3 MONTHS ENDING MARCH 31, 2026

**FUND 159 - MUSEUM FUND**

	PERIOD ACTUAL	YTD ACTUAL	BUDGET AMOUNT	VARIANCE	% OF BUDGET	ENC BALANCE	UNENC BALANCE
<u>SOURCE 41</u>							
159-41100-100-000 GENERAL PROPERTY TAXES	.00	.00	246,967.00	( 246,967.00)	.00	.00	( 246,967.00)
TOTAL SOURCE 41	.00	.00	246,967.00	( 246,967.00)	.00	.00	( 246,967.00)
<u>SOURCE 43</u>							
159-43570-287-000 MUSEUM: GRANT	1,438.00	1,438.00	14,000.00	( 12,562.00)	10.27	.00	( 12,562.00)
TOTAL SOURCE 43	1,438.00	1,438.00	14,000.00	( 12,562.00)	10.27	.00	( 12,562.00)
<u>SOURCE 46</u>							
159-46750-670-000 MUSEUM: STORE SALES TAXABL	129.77	188.80	14,000.00	( 13,811.20)	1.35	.00	( 13,811.20)
159-46750-671-000 MUSEUM: PROGRAM FEES	637.41	1,714.53	8,000.00	( 6,285.47)	21.43	.00	( 6,285.47)
159-46750-672-000 MUSEUM: TOUR ADMISSION	30.00	30.00	37,250.00	( 37,220.00)	.08	.00	( 37,220.00)
TOTAL SOURCE 46	797.18	1,933.33	59,250.00	( 57,316.67)	3.26	.00	( 57,316.67)
<u>SOURCE 48</u>							
159-48500-551-000 MUSEUM: DONATIONS	.00	.00	62,000.00	( 62,000.00)	.00	.00	( 62,000.00)
TOTAL SOURCE 48	.00	.00	62,000.00	( 62,000.00)	.00	.00	( 62,000.00)
TOTAL FUND REVENUE	2,235.18	3,371.33	382,217.00	( 378,845.67)	.88	.00	( 378,845.67)

**CITY OF PLATTEVILLE**  
 DETAIL EXPENDITURES WITH COMPARISON TO BUDGET  
 FOR THE 3 MONTHS ENDING MARCH 31, 2026

**FUND 159 - MUSEUM FUND**

	PERIOD ACTUAL	YTD ACTUAL	BUDGET AMOUNT	VARIANCE	% OF BUDGET	ENC BALANCE	UNENC BALANCE	
<u>DEPARTMENT 120</u>								
159-55120-110-000	MUSEUM: SALARIES	6,286.40	18,859.21	83,433.00	64,573.79	22.60	.00	64,573.79
159-55120-112-000	MUSEUM: SEASONAL	.00	36.00	21,577.00	21,541.00	.17	.00	21,541.00
159-55120-120-000	MUSEUM: OTHER WAGES	9,389.68	27,382.92	151,464.00	124,081.08	18.08	.00	124,081.08
159-55120-124-000	MUSEUM: OVERTIME	.00	.00	100.00	100.00	.00	.00	100.00
159-55120-131-000	MUSEUM: WRS (ERS	773.34	2,320.02	10,275.00	7,954.98	22.58	.00	7,954.98
159-55120-132-000	MUSEUM: SOC SEC	954.50	2,817.01	15,907.00	13,089.99	17.71	.00	13,089.99
159-55120-133-000	MUSEUM: MEDICARE	223.22	658.80	3,720.00	3,061.20	17.71	.00	3,061.20
159-55120-134-000	MUSEUM: LIFE INS	8.52	34.08	102.00	67.92	33.41	.00	67.92
159-55120-135-000	MUSEUM: HEALTH INS PREMIUMS	1,630.98	6,523.92	19,572.00	13,048.08	33.33	.00	13,048.08
159-55120-137-000	MUSEUM: HEALTH INS. CLAIMS C	.00	144.70	800.00	655.30	18.09	.00	655.30
159-55120-138-000	MUSEUM: DENTAL INS	81.18	324.72	946.00	621.28	34.33	.00	621.28
159-55120-139-000	MUSEUM: LONG TERM DISABILIT	46.31	185.24	325.00	139.76	57.00	.00	139.76
159-55120-212-000	MUSEUM: CUSTODIAL SUPPLIES	.00	113.22	825.00	711.78	13.72	.00	711.78
159-55120-220-000	MUSEUM: GAS, OIL, & REPAIRS	.00	.00	750.00	750.00	.00	.00	750.00
159-55120-300-000	MUSEUM: TELEPHONE	32.75	87.25	700.00	612.75	12.46	.00	612.75
159-55120-309-000	MUSEUM: POSTAGE	.00	1.48	100.00	98.52	1.48	.00	98.52
159-55120-310-000	MUSEUM: OFFICE SUPPLIES	10.41	50.40	1,000.00	949.60	5.04	.00	949.60
159-55120-314-000	MUSEUM: UTILITIES & REFUSE	175.73	3,624.49	25,000.00	21,375.51	14.50	.00	21,375.51
159-55120-319-000	MUSEUM: PROF DUES	63.29	698.58	960.00	261.42	72.77	.00	261.42
159-55120-330-000	MUSEUM: TRAVEL & CONFERENC	.00	.00	1,240.00	1,240.00	.00	.00	1,240.00
159-55120-340-000	MUSEUM: OPERATING SUPPLIES	41.12	173.00	3,750.00	3,577.00	4.61	.00	3,577.00
159-55120-341-000	MUSEUM: ADV & PUB	2,435.75	2,435.75	10,750.00	8,314.25	22.66	.00	8,314.25
159-55120-345-000	MUSEUM: DATA PROCESSING	71.94	118.80	1,800.00	1,681.20	6.60	.00	1,681.20
159-55120-350-000	MUSEUM: BUILDINGS & GROUND	.00	114.57	7,775.00	7,660.43	1.47	.00	7,660.43
159-55120-380-000	MUSEUM: VEHICLE INSURANCE	.00	.00	46.00	46.00	.00	.00	46.00
159-55120-390-000	MUSEUM: STORE EXPENSES	14.81	179.21	8,000.00	7,820.79	2.24	.00	7,820.79
159-55120-391-000	MUSEUM: PROGRAM EXPENSES	250.00	650.59	3,050.00	2,399.41	21.33	.00	2,399.41
159-55120-500-000	MUSEUM: OUTLAY	.00	.00	2,250.00	2,250.00	.00	.00	2,250.00
159-55120-505-000	MUSEUM: HISTORIC RE-ENACTM	.00	.00	5,000.00	5,000.00	.00	.00	5,000.00
159-55120-720-000	MUSEUM: GRANTS	464.25	561.03	1,000.00	438.97	56.10	.00	438.97
	<b>TOTAL DEPARTMENT 120</b>	<b>22,954.18</b>	<b>68,094.99</b>	<b>382,217.00</b>	<b>314,122.01</b>	<b>17.82</b>	<b>.00</b>	<b>314,122.01</b>
	<b>TOTAL FUND EXPENDITURES</b>	<b>22,954.18</b>	<b>68,094.99</b>	<b>382,217.00</b>	<b>314,122.01</b>	<b>17.82</b>	<b>.00</b>	<b>314,122.01</b>
	<b>NET REV OVER EXP</b>	<b>( 20,719.00)</b>	<b>( 64,723.66)</b>	<b>.00</b>	<b>( 64,723.66)</b>	<b>.00</b>	<b>.00</b>	<b>( 64,723.66)</b>

**BANK RECONCILIATION AND STATEMENT OF INVESTMENTS**  
**MARCH 2026**

BANK ACCOUNTS	TREASURERS			TREASURERS			ADJ	BANK BALANCE MARCH
	BALANCE FEBRUARY	RECEIPTS	DISBURSEMENTS	BALANCE MARCH	OUTSTANDING DEPOSITS	OUTSTANDING CHECKS		
CITY CASH	\$ (3,116,564.03)	\$ 2,917,812.62	\$ 3,025,790.73	\$ (3,224,542.14)	\$ 1,240.00	\$ 108,051.30	\$ -	\$ (3,117,730.84)
W/S CASH	\$ 3,392,155.59	\$ 564,368.49	\$ 382,678.22	\$ 3,573,845.86	\$ 5,220.90	\$ 48,484.96	\$ -	\$ 3,617,109.92
<b>TOTAL</b>	<u>\$ 275,591.56</u>	<u>\$ 3,482,181.11</u>	<u>\$ 3,408,468.95</u>	<u>\$ 349,303.72</u>	<u>\$ 6,460.90</u>	<u>\$ 156,536.26</u>	<u>\$ -</u>	<u>\$ 499,379.08</u>
AIRPORT	\$ 239,685.62	\$ 49,857.07	\$ 80,429.83	\$ 209,112.86	\$ 819.67	\$ -	\$ -	\$ 208,293.19
AIRPORT RESTRICTED CASH	\$ 38,234.85	\$ -	\$ -	\$ 38,234.85	\$ -	\$ -	\$ -	\$ 38,234.85
	<u>\$ 277,920.47</u>	<u>\$ 49,857.07</u>	<u>\$ 80,429.83</u>	<u>\$ 247,347.71</u>	<u>\$ 819.67</u>	<u>\$ -</u>	<u>\$ -</u>	<u>\$ 246,528.04</u>
WHNCP	\$ 14,791.49	\$ 37.69	\$ -	\$ 14,829.18	\$ -	\$ -	\$ -	\$ 14,829.18
COMMUNITY DEVELOPMENT	\$ 242,840.13	\$ 618.74	\$ -	\$ 243,458.87	\$ -	\$ -	\$ -	\$ 243,458.87

**INVESTMENTS**

**GENERAL INVESTMENTS:**

MidWest One Bank CD	\$ 266,516.37	State Investment (LGIP) #1 (General)	\$ 8,992,788.04
Dupaco (High Interest Savings)	\$ 250,000.00	State Investment (LGIP) #2 (Airport Commission)	\$ 339,424.73
Dupaco (Savings)	\$ 25.00	State Investment (LGIP) #4 (Library)	\$ 27,143.03
Mound City Bank CD	\$ 238,000.00	State Investment (LGIP) #7 (Greenwood)	\$ 499,415.21
Wisconsin Bank & Trust. CD	\$ 230,000.00	State Investment (LGIP) #8 (Hillside)	\$ 56,110.43
Marine Credit Union CD	\$ 130,071.52	State Investment (LGIP) #9 (2023A & Note Funds)	\$ 208,129.15
Clare Bank CD	\$ 230,000.00	State Investment (LGIP) #10 (2025A P Notes-Pool)	\$ 4,316,455.63
Mound City Bk MMIA (Library Littlefield Trust)	\$ 4,547.65	State Investment (LGIP) #11 (2025A P Notes-Streets)	\$ 1,420.93
Ehler's Misc Interest	\$ 267.86	State Investment (LGIP) #15 (TIF Borrow)	\$ 50,733.49
Ehler's Investments (Parks & Rec) #1	\$ 6,132.10	State Investment (LGIP) #17 (P Notes Fire Stn)	\$ 133.36
Ehler's Investments (Hillside) #8	\$ 62,833.40	State Investment (LGIP) #18 (P Notes Streets/Equip)	\$ 222,691.49
		IntraFi#1	\$ 3,202,852.48

**WATER AND SEWER INVESTMENTS:**

CD-Heartland Credit Union	\$ 251,089.60	Holding-W&S CD
CD-Heartland Credit Union	\$ 25.00	Savings Acct - Membership
CD-Community First Bank	\$ 264,072.38	Repl.-Sewer CD
State Investment (LGIP) #3	\$ 3,560,651.24	Sewer Replacement
State Investment (LGIP) #6	\$ 920,224.31	W/S Operating Fund (Bond depr fund)
State Investment (LGIP) #12	\$ 1,014.39	W/S 2024C Bond
State Investment (LGIP) #13	\$ 1,009,752.17	W/S Depr Fund (restricted)
State Investment (LGIP) #14	\$ 1,401,528.11	W/S Debt Service Reserve
State Investment (LGIP) #16	\$ 223,716.55	W/S 2022B Bond
Ehler's Investments #3	\$ 305,020.83	Sewer Replacement
Ehler's Investments #14	\$ 261,224.95	\$303,475.09

Respectfully Submitted,  
**Renee Weaver**  
Accounting & Finance Manager



## BOARDS AND COMMISSIONS VACANCIES LIST

As of 4/10/26

**Board of Appeals (ET Zoning)** (partial term ending 4/1/27)  
**Board of Appeals (ET Zoning)** (3-year term ending 4/1/29)  
**Board of Appeals (ET Zoning)** (partial term ending 4/1/28)  
**Board of Appeals (ET Zoning) Alternate** (partial term ending 4/1/28)  
**Board of Appeals (Zoning)** (partial term ending 10/1/26)  
**Board of Appeals (Zoning) Alternate** (2 3-year terms ending 10/1/27)  
**Board of Appeals (Zoning) Alternate** (3-year term ending 10/1/28)  
**Board of Review** (partial term ending after 2027 session)  
**Broske Center Care Committee** (6 non-expiring terms)  
**Commission on Aging** (partial term ending 7/1/26)  
**Historic Preservation Commission** (2 3-year terms ending 5/1/28)  
**Historic Preservation Commission-Alternate** (2 partial terms ending 5/1/27)  
**Plan Commission** (partial term ending 5/1/27)  
**Plan Commission** (3-year term ending 5/1/28)  
**Public Transportation Committee** (3-year term ending 9/1/27)  
**Redevelopment Authority Board** (partial term ending 7/1/27)

### UPCOMING VACANCIES - May 2026

**Historic Preservation Commission** (3-year term ending 5/1/29)  
**Housing Authority Board** (5-year term ending 5/1/31)  
**Plan Commission** (3 3-year terms ending 5/1/29)  
**Police & Fire Commission** (5-year term ending 5/1/31)

Application forms for the City of Platteville Boards and Commissions are available in the City Clerk's office in the Municipal Building at 75 N Bonson Street, Platteville, WI or online at [www.platteville.org](http://www.platteville.org). Please note that most positions require City residency.

## **PROPOSED LICENSES**

**April 14, 2026**

### **Two-Year Operator Licenses**

- Matthew H Cornwall
- Raevynn Jackson
- Margaret J Metzen
- Kaylynn R O'Haver
- Heidi F Wood

### **Taxi Driver Licenses**

- Richard M Parker



PERMIT APPLICATION

PARADE  WALK  RUN  OTHER  
DATE: usually waived  
EVENT FEE \$50.00

EVENT

Event Title: Kiwanis Run for Budget Camp

Date of Event: 5/30/26 Start & End Time: 9:00 Registration 11:30 RACE END

Route (or attach map): \_\_\_\_\_

Assembly Area: Monard View Park Disbanding Area: SAME

Estimated Number of Participants: 100

INSURANCE

Name of Insurance Company: Hyland

Amount of Liability Insurance: \$2,000,000

APPLICANT

Name of Organization: Platteville Kiwanis

Contact Name: Bob Hundhausen Phone Number: 608 852 - 7887

Street Address: 2 Insight Dr.

City, State, & Zip: Platteville, WI 53818

If you would like to request that the event fee be waived, please submit a reason in writing along with this application.

APPLICANT'S STATEMENT

*I hereby certify that the answers on this application are true and correct to the best of my knowledge. I agree, in consideration of the granting of this permit, to comply with the laws of the State of Wisconsin, and to the provisions of Section 41.07 of the City of Platteville Municipal Code.*

Signature [Signature] Date 3-17-26

Office Use Only:

Date Application Received: 3/23/26 Receipt #: \_\_\_\_\_

Date Liability Insurance Certificate Received: 3/23/26

Police Department (A) or D 98 5/30/26 Streets Department (A) or D NS 192

Council Action A or D date: \_\_\_\_\_ License #: \_\_\_\_\_

Date Issued: \_\_\_\_\_ Issued by: \_\_\_\_\_ (City Clerk)



# CERTIFICATE OF LIABILITY INSURANCE

DATE (MM/DD/YYYY)

3/18/2026

THIS CERTIFICATE IS ISSUED AS A MATTER OF INFORMATION ONLY AND CONFERS NO RIGHTS UPON THE CERTIFICATE HOLDER. THIS CERTIFICATE DOES NOT AFFIRMATIVELY OR NEGATIVELY AMEND, EXTEND OR ALTER THE COVERAGE AFFORDED BY THE POLICIES BELOW. THIS CERTIFICATE OF INSURANCE DOES NOT CONSTITUTE A CONTRACT BETWEEN THE ISSUING INSURER(S), AUTHORIZED REPRESENTATIVE OR PRODUCER, AND THE CERTIFICATE HOLDER.

**IMPORTANT:** If the certificate holder is an ADDITIONAL INSURED, the policy(ies) must have ADDITIONAL INSURED provisions or be endorsed. If SUBROGATION IS WAIVED, subject to the terms and conditions of the policy, certain policies may require an endorsement. A statement on this certificate does not confer rights to the certificate holder in lieu of such endorsement(s).

<b>PRODUCER</b> Hylant - Indianapolis 10401 North Meridian St, Ste 200 Indianapolis IN 46290		<b>CONTACT NAME:</b> Lisa Christenson <b>PHONE (A/C, No, Ext):</b> 317-817-5172 <b>E-MAIL:</b> ADDRESS: kiwaniscert@hylant.com		<b>FAX (A/C, No):</b> 317-817-5151
<b>INSURED</b> Kiwanis International, All Clubs and Their Members 3636 Woodview Trace Indianapolis IN 46268		<b>INSURER(S) AFFORDING COVERAGE</b> <b>INSURER A:</b> Lexington Insurance Company <b>INSURER B:</b> <b>INSURER C:</b> <b>INSURER D:</b> <b>INSURER E:</b> <b>INSURER F:</b>		<b>NAIC #</b> 19437

**COVERAGES**

CERTIFICATE NUMBER: 628988071

REVISION NUMBER:

THIS IS TO CERTIFY THAT THE POLICIES OF INSURANCE LISTED BELOW HAVE BEEN ISSUED TO THE INSURED NAMED ABOVE FOR THE POLICY PERIOD INDICATED. NOTWITHSTANDING ANY REQUIREMENT, TERM OR CONDITION OF ANY CONTRACT OR OTHER DOCUMENT WITH RESPECT TO WHICH THIS CERTIFICATE MAY BE ISSUED OR MAY PERTAIN, THE INSURANCE AFFORDED BY THE POLICIES DESCRIBED HEREIN IS SUBJECT TO ALL THE TERMS, EXCLUSIONS AND CONDITIONS OF SUCH POLICIES. LIMITS SHOWN MAY HAVE BEEN REDUCED BY PAID CLAIMS.

INSR LTR	TYPE OF INSURANCE	ADDL INSD	SUBR WVD	POLICY NUMBER	POLICY EFF (MM/DD/YYYY)	POLICY EXP (MM/DD/YYYY)	LIMITS
A	<input checked="" type="checkbox"/> <b>COMMERCIAL GENERAL LIABILITY</b> <input type="checkbox"/> CLAIMS-MADE <input checked="" type="checkbox"/> OCCUR <input checked="" type="checkbox"/> Liquor Liability GEN'L AGGREGATE LIMIT APPLIES PER: <input type="checkbox"/> POLICY <input type="checkbox"/> PRO-JECT <input type="checkbox"/> LOC <input checked="" type="checkbox"/> OTHER: District	Y		020744212	10/1/2025	10/1/2026	EACH OCCURRENCE \$ 2,000,000 DAMAGE TO RENTED PREMISES (Ea occurrence) \$ 500,000 MED EXP (Any one person) \$ 5,000 PERSONAL & ADV INJURY \$ 2,000,000 GENERAL AGGREGATE \$ 2,000,000 PRODUCTS - COMP/OP AGG \$ 2,000,000 Liquor Liability Agg \$ 2,000,000
A	<input type="checkbox"/> <b>AUTOMOBILE LIABILITY</b> <input type="checkbox"/> ANY AUTO <input checked="" type="checkbox"/> OWNED AUTOS ONLY <input type="checkbox"/> HIRED AUTOS ONLY <input type="checkbox"/> SCHEDULED AUTOS <input checked="" type="checkbox"/> NON-OWNED AUTOS ONLY			020744212	10/1/2025	10/1/2026	COMBINED SINGLE LIMIT (Ea accident) \$ 1,000,000 BODILY INJURY (Per person) \$ BODILY INJURY (Per accident) \$ PROPERTY DAMAGE (Per accident) \$ \$
	<input type="checkbox"/> <b>UMBRELLA LIAB</b> <input type="checkbox"/> EXCESS LIAB OCCUR <input type="checkbox"/> CLAIMS-MADE DED RETENTION \$						EACH OCCURRENCE \$ AGGREGATE \$ \$
	<b>WORKERS COMPENSATION AND EMPLOYERS' LIABILITY</b> ANY PROPRIETOR/PARTNER/EXECUTIVE OFFICER/MEMBER EXCLUDED? (Mandatory in NH) If yes, describe under DESCRIPTION OF OPERATIONS below		N/A				<input type="checkbox"/> PER STATUTE <input type="checkbox"/> OTH-ER E.L. EACH ACCIDENT \$ E.L. DISEASE - EA EMPLOYEE \$ E.L. DISEASE - POLICY LIMIT \$
A	Self-Insured Retention			020744212	10/1/2025	10/1/2026	All Claims \$150,000

**DESCRIPTION OF OPERATIONS / LOCATIONS / VEHICLES (ACORD 101, Additional Remarks Schedule, may be attached if more space is required)**  
 The Certificate Holder and others as defined in the written agreement are additional insured subject to the terms, conditions, and exclusions on the policy with respect to the General Liability only regarding the following Kiwanis event (setup, take down & rain date(s) during the policy term are included).  
 May 30th, 2026, or any future date(s) during the policy period.  
 5k Fun Run  
 Located @ MoundView Park, Broadway St. Platteville WI.  
 Kiwanis Club of Platteville

**CERTIFICATE HOLDER****CANCELLATION**

Parks and Recreation Dept./City of Platteville  
 75 N. Bonson St.  
 Platteville WI 53818

SHOULD ANY OF THE ABOVE DESCRIBED POLICIES BE CANCELLED BEFORE THE EXPIRATION DATE THEREOF, NOTICE WILL BE DELIVERED IN ACCORDANCE WITH THE POLICY PROVISIONS.

AUTHORIZED REPRESENTATIVE  
*Judy K. Wilson*



Wilmington High School

Broadway St.

Mound View Park

Mound View Park Trail  
E Madison St


Lincoln St

Mitchell Hollow Rd

Mitchell Hollow Rd

Rountree Branch

Rountree Branch

 31 min  
1.5 miles

Walmar

Ke

# City of Platteville

## Street / Alley Closing Permit Application Form

Describe Street / Alley to be Closed: *One block of W. Mineral St. between Kramer-Grau Funeral Home and Community First Bank's parking lot. From Chestnut St. to Park Place.*

Date(s): *April 30, 2026*      Beginning Time: *10:00 AM*      Ending Time: *2:00pm*

List Names and Street Addresses of all Persons/Businesses Affected Below: Approval

<i>Kramer Grau Funeral Home 100 Park Place</i>	<input checked="" type="radio"/>	or	N
<i>Community First Bank 170 W. Main St.</i>	<input checked="" type="radio"/>	or	N
	Y	or	N
	Y	or	N
	Y	or	N
	Y	or	N

**NOTE: Attach additional sheets if necessary or use back side**

Name of Requestor: *Deanna Hinderman - Community First Bank*

Address of Requestor: *170 W. Main St*

Requestor's Contact Number: *608-448-4674*

Reason for Request: *We are having a Pork sandwich event with the Wis. Pork Producers. To avoid backups on Chestnut St. and the W. Main/Chestnut intersection, all traffic will turn on Market St., proceed to Park Place for sandwich/meal pick-up.*

**NOTE:** Call the City Garage at 348-8828 to request barricades if needed. If City barricades are to be used, they **must be picked up no later than 2 PM on the Thursday** before usage! City personnel will not be called in on Friday, Saturday or Sunday if this is forgotten.

I affirm that I have checked with all of the persons that are affected by this requested street closing. The objections are listed on an attached sheet.

Signature: *Deanna Hinderman*      Date: *3/30/2026*

**Do Not Write Below this Line – For Office Use Only**

Police Department Review: *[Signature]*

Street Department Review: *NS # 142*

Common Council Review Date:

Decision:      Approved      or      Denied

City Clerk:      Date:

**THE CITY OF PLATTEVILLE, WISCONSIN  
COUNCIL SUMMARY SHEET**

<b>COUNCIL SECTION: REPORTS</b>	<b>TITLE:</b> Board, Commission, and Committee Minutes	<b>DATE:</b> April 14, 2026
<b>ITEM NUMBER: V.A.</b>		<b>VOTE REQUIRED:</b> None
<b>PREPARED BY: Dave Frain, Deputy City Clerk</b>		

**Description:**

Approved minutes from recent Boards, Commissions, and Committee meetings. Council representatives may summarize the meetings.

**Budget/Fiscal Impact:**

None

**Attachments:**

- Museum Board
- Police & Fire Commission
- Parks, Forestry, & Recreation Committee
- Commission on Aging
- Water & Sewer Commission



## **Platteville Museum Board Minutes**

January 21, 2026

**Board/Friends Members Present:** Garrett Jones, Dick Davies, Deb Jenny, Gene Tesdahl, Joanne Wilson, Stephen Badger, Larry Bowden

**Others Present:** Cody Grabhorn, Christina Grev

**Call to order** at 4:45 by Dick Davies

**Minutes** of the December 2025 Museum Board meeting approved on motion by Deb Jenny, seconded by Larry Bowden.

### **Collections Monthly Report**

- Christina Grev provided an update on collections cataloging and care, as well as educational programming.
- Museum staff discovered that some items recently moved from the attic to the Rock School were accessioned Jamison collection items. These items will need to be either cataloged or deaccessioned. Director Grabhorn and collections manager Grev will work with the Jamison trustees (Jamison collection items) and Museum Board (other items) to determine a plan for deaccessioning deteriorated items and/or items without provenance in the coming months.

### **Director's Monthly Report**

- Director Cody Grabhorn provided an update on museums attendance, programming, operations and grounds, as well as a progress report on the Strategic Plan.
  - Thirty-one people attended the most recent Winter Series Speaker. Approximately 35 people have purchased tickets for the Museum After Dark program January 23.
  - Director Grabhorn shared data from the Museums Comprehensive Revenue plan, showing projected revenues for museum programs relative to logistical investments.
  - The museums received a grant from Wisconsin Public Television to host community conversations. Director Grabhorn is also pursuing grant support for the intern program, as well as grants from the Wisconsin Art Board and the Institute of Museum and Library Services.
  - Director Grabhorn has been attending online meetings of the Small City Owned Museum Network to connect with other museum directors managing similar situations.

### **Friends of the Mining & Rollo Jamison Museums Report**

- Deb Jenny shared an update on the Friends Board.
  - The Friends are working hard to prepare for the upcoming Miner's Ball (February 21) and the mini golf in the museum event (March 7).

### **Old Business**

- Director Grabhorn provided an update on the city manager transition plan. The interim city manager has started; applications for the city manager position are due in February.

**Adjournment** at 5:44 p.m. on motion by Joanne Wilson, second from Garrett Jones .

Submitted by Garrett Jones, Board Secretary

## **Platteville Museum Board Agenda:**

**Wednesday, February 18, 2026, 4:45 PM – 6:45 PM at The Mining & Rollo Jamison Museums**

**Voting Members:** (Quorum requires a minimum of 4 voting members)

Larry Bowden

Dick Davies (President)

Eugene Tesdahl

Joanne Wilson

Superintendent of Schools Representative: Garrett Jones (Secretary)

Common Council Rep.: Steven Badger

Friends Representative: Deb Jenny

**PRESENT:** Cody Grabhorn, Christina Grev, Deb Jenny, Eugene Tesdahl, Dick Davies, Joanne Wilson

### **Board Liaison**

Cody Grabhorn, Museum Director

### **Jamison Trustees:**

- Clare Bank (formerly State National Bank): Deb McWilliams
- **City Council:** Steven Badger
- **Board of Education of Platteville School District:** Matt Zielinski

**I. Call to Order:** Dick Davies called the meeting to order at 4:45pm.

o Approval of minutes from the January 21st meeting: Eugene Tesdahl moved to approval these minutes. Deb Jenny seconded. This passed by unanimous ballot.

### **II. Collections Monthly Report** (Christina Grev)

o Collections Report

a) Items catalogued: 113 items catalogued in PastPerfect for the month of January. This brings the museums to nearly 16,000 items in the catalog.

b) Special Projects : Welcomed over 90 students from Westview Elementary in the first field trip of 2026.

### **III. Director's Monthly Report** (Cody Grabhorn)

o Museum Progress Report

a) Attendance, Education, and Programs

- General public visitation: 80 guests in January, some in February
- School Field Trips: 93 students

- Brian Preston and Gerda Preston-Hartman Winter Speaker Series: 21: Mary Antoine will give the last session on March 19.
- Museum After Dark event – 59 tickets sold 49 people attended. The temperature was cold, but spirits were warm.
- Teachers Open House – Feb. 26: This is from 3-5pm. Teachers and administrators are invited to this new event. This should solicit feedback about how the museums meet educator needs.
- Classes update – Bag making, Bread making, blacksmith: Kendall is developing hands-on classes. This will be a pilot to see if other classes will also meet community needs, fulfill mission, and bring income. Bob Rossdeutcher, a blacksmith volunteer for the Platteville Historical Re-enactment will lead one of these in September.

## b) Operations

- Upcoming Grants – Institute of Museum and Library Services : Cody Grabhorn is applying for a grant to replicate an early miner’s dwelling, a “badger hut.”
  - A new exhibit on lighting is also underway. McCullough Creative of Dubuque, an exhibit firm, will partner with the museums on this project.
- Finished Grant Projects – PCF Mannequin redress: This is largely complete. McCullough Creative may consult on mannequin repairs in the future.
- Get to Know Your Museum Campaign : This is going well with a strong response. This series has also generated new followers on social media.
- Photography Exhibit updates complete : This is ready for the mini golf event in March.
- Boxing Squirrels Vitrine: A new display case is nearly complete. This will permit them to remain in good condition and remain identifiable as red squirrels.
- Newsletter in progress : This is hoped to be done by the end of February with a release date of March 2.
- Visiting Curator Project – UWP students: Dr. Eugene Tesdahl and a group of three undergraduate students, Ashley Weis (History), Emma Arneson (Social Studies Education), and Lydia Reuter (Social Studies Education) will collaborate on an exhibit this spring. This exhibit about miners returning home from work will re-imagine the hallway on the first floor.
- Sigma Pi offering help with museum projects
- City strategic plan and comprehensive plan: The city is building a strategic plan for 2026-2030.

*Please contact Cody Grabhorn at (608) 348-3301 or [museumdirector@platteville.org](mailto:museumdirector@platteville.org) if you are unable to attend or if attendance requires special accommodation.*

- Deaccession process with Jamison Trustee c) Buildings and Grounds: A list of items was shared. Waiting to hear back.

- Attic object relocation project
- Staffing structure conversations: A possible collaboration with the library and the museums to have one centralized custodial staff. That could later extend to City Hall, Fire Department, and elsewhere.

#### d) Strategic Plan Progress Report

- See attached strategic plan progress report: A pattern is emerging that some schools come every other year for field trips. 2024 was about 1200 students, last year it was about 1600 students. We hope 1400 is the total for 2026.

#### **IV. Friends of the Mining & Rollo Jamison Museums/Subcommittees Report (Deb Jenny)**

- This Saturday, February 21, 2026 is the Miners' Ball
- Mini Golf event is March 7, 2026
- Pasty Sale Pickup will be April 18, 2026. This remains a collaboration with the Walker House
- Raffle ticket sales will start on Heritage Day (July 4, 2026 is a Sunday this year, America 250).
- Raffle winners will be drawn on the Harvest Festival.

#### **V. Old Business**

o City Manager transition plan: Candidates have been interviewed. 2 or 3 finalists will get additional interviews in Platteville. This process has moved forward swiftly.

#### **VI. New Business**

o New Jamison Trustee: Matt Zielinski will not seek re-election on the school board. Jim Boebel appointed Ashley Oyen. Cody Grabhorn will offer her a tour of the museums soon. He will also share the trust agreement and ancillary materials with her.

#### **VII. Adjournment**

The meeting was adjourned at 5:29pm.

Next meeting: Thursday, March 26, 2026, 4:45 PM – 6:45 PM at The Mining & Rollo Jamison Museums.

Police and Fire Commission  
Regular Meeting Minutes  
February 3, 2026

Attendance: Deb Rice, Tim Boldt, Will LeSuer, Nathan Manwiller, Jason Thompson, Council Liaison Kathy Kopp, Fire Chief Ryan Simmons, Human Resources Manager Chad Wilson, Chief of Police Doug McKinley

- The meeting was called to order at 5:00 p.m. by President Boldt.
- The meeting minutes for the Jan. 6 regular meeting, the Jan. 20 special meeting, and the Jan. 30 special meeting were each approved unanimously via the following motions.
  - Jan. 6 regular meeting (motion by Manwiller, 2<sup>nd</sup> by Rice)
  - Jan. 20 special meeting (motion by LeSuer, 2<sup>nd</sup> by Manwiller)
  - Jan. 30 special meeting (motion by Rice, 2<sup>nd</sup> by LeSuer)
- There were no citizen comments or observations.
- Fire Department Update:

**Membership Update**

- There has been no change to our membership since our last meeting. We are still at 54 volunteers.

**Reports of Significant Service Calls**

- The fire department responded to 20 incidents in January. FD response summary for January is as follows:

Fires .....	3
Vehicle Crashes.....	3
Gas Odor/CO Alarms .....	5
Alarm System Activation ....	6
EMS Lift Assist .....	0
Other.....	3

**Information Updates**

- Fire Station Project Update – Construction is moving along as planned. The exterior brick and stone veneer have been completed. The only roofing that remains is the metal wall caps in some areas and the roof over the main entrance and training tower need to be completed.

The rooftop HVAC units are getting set this week and the boilers have been placed in the mechanical room. A significant amount of plumbing, HVAC, and electrical rough ins

and wiring has been completed, and sprinkler piping has been installed throughout the building.

All the concrete floors have been poured to include the apparatus bays. Crews have been detailing the interior block walls in preparation for painting. The interior metal stud walls are complete, and drywall has been installed in most of the areas. The drywall finishing crew has been busy taping and mudding the drywall seams in preparation for painting.

The painter began work in the building and has started priming and painting the mechanical room walls and ceiling as well as the mezzanine walls and ceiling. They will paint this area first and then move into the apparatus bay area followed by the administration areas of the building.

Garage doors are scheduled to be installed from late February to March. Ceramic tile work and ceiling grid work are scheduled to begin in March as well.

We continue to be pleased with the progress being made and Kraemer Brothers anticipates the building being substantially completed by August 2026 allowing the fire department to begin moving in August/ September 2026 with a grand opening and open house planned to occur on Monday, October 5, 2026.

- Operations – We have been busy do inspections to include liquor licenses renewals as well as routine fire inspections. We have also been busy with routine equipment maintenance and training on a weekly basis with 25-30 volunteers attending each Monday evening training. We continue to work on CIP projects from 2025 and have begun work on 2026 CIP projects to include ordering a new fire engine which is scheduled to be completed in the summer of 2027.
- Police Department Update:
  - Ava Jorin, the Police Department’s newest Police Officer is progressing well during her 16-week Field Training process.
  - The PD has hired an applicant to fill a part-time Dispatcher position.
  - We are continuing to meet with Matrix, the vendor who is conducting the Dispatch Study on the delivery of emergency communications in Platteville and Grant County. Profiles of the Grant County Communications Center and the Platteville PD Communications Center have been completed, and we are anticipating a further document soon outlining Matrix’s recommendations on these topics.
  - The PD has completed its 2025 Annual Report and it has been posted on the PD’s website.
  - 2025 employee evaluations have been completed.

- The Commission went into closed session via unanimous vote at 5:15 p.m. per WI Stat. 19.85(1)(c)-Considering employment, promotion, compensation or performance evaluation data of any public employee over which the governmental body has jurisdiction or exercises responsibility. (motion by LeSuer, 2<sup>nd</sup> by Thompson). The motion allowed Council Liaison Kopp, HR Manager Wilson and Chief of Police McKinley to remain during the closed session.
  - Specifically, the PFC discussed and deliberated regarding the applicants for the Chief of Police position.
- The PFC returned to open session at 6:00 p.m. on a unanimous vote. (motion by Manwiller, 2<sup>nd</sup> by Thompson).
- The PFC then cast a unanimous vote to extend a conditional offer of employment to Lieutenant Josh Grabandt for the position of Chief of Police for the City of Platteville. (motion by Manwiller, 2<sup>nd</sup> by Rice).
- Lt. Grabandt was notified of the conditional offer via phone call from President Boldt.
- The meeting adjourned at 6:07 p.m. (motion by Manwiller, 2<sup>nd</sup> by Rice).

Respectfully Submitted,

Doug McKinley  
Chief of Police

## **PARKS, FORESTRY & RECREATION COMMITTEE**

### **Minutes**

Monday, February 16, 2026, 5:00 PM

Meeting will be held in person.

North Conference Room, City Hall, 75 N. Bonson Street, Platteville, WI

Committee members in attendance: Cody Bochenek, Bob Gates, Kecia King, Debi Sigwarth, Kris Wright, Maureen Vorwald

Committee members excused: Molly Zuehlke

City Staff present: Bob Lowe

Members of the public:

A. Call Meeting to Order: 5:00pm.

B. Approval of Minutes: January 19, 2026

*Motion Kecia, second Maureen, Approved*

C. Citizen Comments

*Received positive comments that Pickleball nets are up. Bathrooms won't be open until there is no threat of frost.*

D. New Business

a. Introduction to different aspects of the Parks Budget

*Review of 2026 line item budget accounts for Parks, Recreation, Senior Center, Forestry, Pool, Broske and others.*

*Draft budgets are created in July, reviewed and adopted in late Nov/early Dec*

*Recently changed the reservations for Parks Shelters from 2 year to 1 year reservations.*

*Park Impact Fees - Ordinance. New housing developments must pay park impact fees.*

*Can Equity Accounts be invested in a savings account?*

*Parks Fees can be spent on Park improvements in any of the parks.*

*Youth Football will be run by the City Recreation Staff this year.*

b. Membership Parks, Forestry and Recreation Committee

*Circle back with Council to see about extending term limits for committee members.*

*Are there any applications on file?*

*Can current meeting details be added to the application process, to ensure applicants are available at the current meeting times to attend.*

*Onboarding for new members recommended, specifically handbook orientation and budget review.*

*Reviewed draft language from March 2025*

*Reviewed the term ending limits for current committee members.*

*Committee voted to resubmit request to council to consider term limits:*

*"The committee would like to respectfully request that committee members, should they choose to be reappointed, may serve two successive terms, before the mandatory break of one year be imposed.*

*In reviewing the current language and reviewing other city boards and committees sections of code, adding the word "second" to the third sentence, noted below in red, should allow committee members to serve two successive terms.*

*"3.44(b)2 - The members shall be appointed by the President of the Common Council on the second Tuesday in May, subject to confirmation by the Common Council, for a term commencing on June 1. Vacancies for an unexpired term shall be filled in the same manner. A member of the Committee, upon completion of the member's **second** term shall not be eligible for reappointment until at least a period of one year shall have intervened between said terms as a Committee member, but this provision shall not apply to persons who fill an unexpired term of a previous member or whose initial term was less than three years, or to the appointment of an alderperson"*

- c. Restrictions and guideline development policies for Memorials and Legacies in City Parks

*Review current parks. Location for benches. Thoughts on a policy.*

*Ask Bob L to share the latest version of the Brochure that has trees removed.*

*Are there benches that need to be replaced that aren't memorials?*

- d. Senior Center Usage data

*Funding for more activities, upgrades to space.*

E. Old Business

- a. City Comprehensive Plan Steering Committee Report
- b. Aquatic Center Updates
- c. Broske Center Updates
- d. Downtown dog park

F. Staff Updates

G. Next Meeting: March 16, 2026

*The next meeting date was discussed as it will fall during spring break. After discussion, committee approved Monday, March 23 as the next meeting*

H. Adjournment

*Motion 6:14pm Debi, second Bob, approved.*

## COMMISSION ON AGING MINUTES

### February 23, 2026

Present: Carol, Marv, Jill, Ally, Michael, Diane, Eileen, Barb  
Absent: Kathy, Lee

**Call to Order:** Called to Order by Michael at 4:00 pm

**Minutes Presented:** Michael moves to use Ally's minutes, Marv seconds. Motion Carries. Change (Video Clips) to Senior Center, Marketing Plan monthly for Commission. Eileen Makes a motion to approve minutes, Diane seconds. Motion Carries.

**Senior Center:** Movie attendance continues to grow. Intergenerational activity taking place at the Brooke Center in April with the Platteville Middle School. Lunch & Lecture is a charcuterie board making with Lisa Haas-McCoy, hoping for a big crowd, cost is \$5. Ally & Jill going to Agrace tour on March 12. Trips are filling up first Trip is April 1st, Lake Geneva in October is full with waiting list, December show in Delavan. Senior Center won Community Spirit award, presentation on March 19. Ally and Bob met with Angie Wright about Grants, Michael later met with her and we will be applying for grants earmarked for Commission on Aging.

**PASS:**

Meetings moved to 9:30 am on the Second Monday on each month. No other updates.

**Council:**

Kathy is not in attendance, no update. Discussion of Comprehensive plan draft, including the growth of the Senior Population. Barb recommends making a statement and sending on to the council. Michael discussed Single level senior housing facilities. Michael asks that members of the commission on aging review the comprehensive plan and send their thoughts to the planning committee.

**ADRC:**

Kathy is not in attendance, no update. Barb highly recommends using them for taxes, they go by appointment only. Barb asked them about drivers; they are still looking for drivers. They do criminal background checks and driving records checks. It takes a long time.

**Business:**

- discussion of Grants with Bader Philanthropic, Angie will be applying
- got a quote from Morissey, \$650. Maybe look through Canva or another option. Using as a benchmark because it has been recommended to apply for the Platteville Community Fund Grant. Michael will set up an account and apply. Eileen Makes a motion, Diane seconds. Motion Carries. Ally will not be applying for this to not cloud the waters.
- Bylaws, still waiting on word from Barb.
- as opportunities arise about financial advancements will be discussed with the Commission.
- Kathy has no update about getting a meeting with the ADRC
- Ally has no update about making video clips for Senior Center

-How do we market the Commission on Aging? Diane recommends handing out brochures. Michael recommends speaking to the groups around town that need to know what we are doing & establish awareness. Wait until we have brochures for marketing purposes.  
-Commission on Aging will be speaking at the October Lunch & Learn

**Next Meeting is 4:00 pm on Monday, March 23**

Announcements: Discussion of a “Senior Prom” maybe for 2027 as a Commission on Aging event. Action item for next month.

Adjournment: Diane moves to adjourn the meeting, Carol seconds. Motion carries. Adjourn at 5:15 pm

## **WATER & SEWER COMMISSION MEETING**

**Wednesday March 11, 2026**

**4:00 PM**

Water and Sewer Commission President Martens called the regular meeting of the City of Platteville Water and Sewer Commission to order on Wednesday, February 11 at 4:00 p.m.

**W/S Commission members present:** Cindy Martens, Barbara Daus, Tony McFall, Michael Knautz. Jim Schneller joined via Teams meeting. Steven Badger arrived at 4:12 p.m.

**W/S Commission members excused/absent:** Joanne Wilson.

**Staff present:** Public Works Director – Howard Crofoot, Administration Director – Nicola Maurer, Assistant Director of Public Works/Utility Superintendent – Ryan Kowalski, Accounting & Finance Manager – Renee Weaver

**City Staff excused/absent:** none

**Public present:** Dan Dreessens, Delta 3 Engineering.

1. **Citizens' Comments** – Barbara Daus stated that the City is requesting \$3 million of congressionally directed funding for the development of Well #7. Director of Public Works Howard Crofoot has prepared a draft letter to Emmi Roth regarding issues with discharge to the City. Jim Schneller requested that the Emmi Roth issue be placed on next month's agenda.
2. **Consent Agenda** was presented for consideration. **Motion by Daus, second by Knautz, to approve the Consent Agenda:** February 11<sup>th</sup> Regular Minutes, February 2026 financial reports and payment of bills, February 2025 Water Quality/Flushing report. **Motion carried.**

### **ACTION ITEMS:**

3. **Award Contract 3-26 Knoll Wood Way Water Main Replacement.** Dan Dreessens, Delta 3 Engineering, gave a brief overview of the project. There is flexibility in the start date of July or August. The project will take approximately six weeks to complete. There is no bus or student traffic that will be impacted, however, the 40-50 homes with only one way in/out will be impacted. There will be a preconstruction meeting two weeks prior to the start date and a letter will be sent to homeowners. Motion to recommend awarding the contract to Temperly Excavating at the bid price of \$432,402.50 by Daus. Second by Schneller. Motion carried.

## **DISCUSSION ITEMS:**

4. **Water Main Breaks 2021-2026:** Assistant Director of Public Works/Utility Superintendent Ryan Kowalski and Director of Public Works Howard Crofoot gave a presentation using the GIS system showing on the map the broken mains from 2021-2025. Daus asked if there were any plans to fix the main on Iowa Court and the area near the United Methodist Church. Director of Public Works Howard Crofoot stated he requested funding for East Mineral St from the DOT to reconstruct. He is hoping for it to be approved in 2029-2030. There was further discussion about possible water only replacement projects in specific areas.
  
5. **Grease Traps:** Assistant Director of Public Works/Utility Superintendent Ryan Kowalski stated that the utility has been pro-active about grease traps. There are seven businesses that are waiting to get the grease traps installed by the September 1<sup>st</sup> deadline. There are three businesses that have not answered. Questions from the Commission and subsequent discussion noted that there are 13 active lead services remaining to be replaced, 20 meter changes have already been completed during 2026, and Kowalski set a goal for 1,100 radios to be replaced this year.

**Adjournment: Motion by Badger, second by Daus, to adjourn. Motion carried.**

Meeting adjourned at 4:25 PM.

Respectfully Submitted,  
Renee Weaver  
Accounting & Finance Manager

**THE CITY OF PLATTEVILLE, WISCONSIN  
COUNCIL SUMMARY SHEET**

<b>COUNCIL SECTION: REPORTS</b>	<b>TITLE:</b> Water and Sewer Financials, Airport Financials, Department Progress Reports, and Draft 2025 Financial Statements	<b>DATE:</b> April 14, 2026
<b>ITEM NUMBER: V.B.</b>		<b>VOTE REQUIRED:</b> None
<b>PREPARED BY: Dave Frain, Deputy City Clerk</b>		

**Description:**

Financial reports for the Water and Sewer Division and Airport, and Department Progress Reports.

**Attachment:**

- Water and Sewer Financials
- Airport Financials
- Department Progress Reports
- Draft 2025 Financial Statements

**PLATTEVILLE WATER AND SEWER COMMISSION**

**FINANCIAL REPORT**

**MARCH 31, 2026**

**CITY OF PLATTEVILLE**  
 REVENUES WITH COMPARISON TO BUDGET  
 FOR THE 3 MONTHS ENDING MARCH 31, 2026

**FUND 600 - WATER & SEWER FUND**

	PERIOD ACT	YTD ACTUAL	BUDGET	UNEARNED	PCNT
<u>INTEREST INCOME</u>					
600-61419-000-00	4,663.89	12,130.16	86,600.00	74,469.84	14.0
600-61461-100-00	73,746.25	152,532.16	951,000.00	798,467.84	16.0
600-61461-200-00	23,680.35	49,383.95	322,400.00	273,016.05	15.3
600-61461-300-00	12,225.28	25,398.08	160,100.00	134,701.92	15.9
600-61461-400-00	20,872.43	39,845.71	228,700.00	188,854.29	17.4
600-61461-500-00	14,222.01	29,786.83	191,400.00	161,613.17	15.6
600-61462-000-00	6,929.70	13,859.40	69,000.00	55,140.60	20.1
600-61463-000-00	61,538.89	184,658.79	720,000.00	535,341.21	25.7
600-61467-000-00	.00	.00	3,300.00	3,300.00	.0
600-61470-000-00	502.78	1,831.79	7,000.00	5,168.21	26.2
600-61472-000-00	4,928.50	14,785.50	59,000.00	44,214.50	25.1
600-61473-000-00	.00	.00	3,600.00	3,600.00	.0
600-61474-000-00	6,529.83	11,635.99	68,796.00	57,160.01	16.9
<b>TOTAL INTEREST INCOME</b>	<b>229,839.91</b>	<b>535,848.36</b>	<b>2,870,896.00</b>	<b>2,335,047.64</b>	<b>18.7</b>
<u>INTEREST INCOME</u>					
600-62419-000-00	17,746.78	40,308.02	232,800.00	192,491.98	17.3
600-62428-000-00	.00	.00	90,000.00	90,000.00	.0
600-62429-000-00	.00	.00	( 12,000.00)	( 12,000.00)	.0
600-62622-000-00	246,095.00	448,005.44	3,471,900.00	3,023,894.56	12.9
600-62625-000-00	.00	.00	20,500.00	20,500.00	.0
600-62626-000-00	.00	.00	27,900.00	27,900.00	.0
600-62631-000-00	494.06	1,816.92	6,400.00	4,583.08	28.4
600-62635-000-00	.00	.00	13,200.00	13,200.00	.0
<b>TOTAL INTEREST INCOME</b>	<b>264,335.84</b>	<b>490,130.38</b>	<b>3,850,700.00</b>	<b>3,360,569.62</b>	<b>12.7</b>
<b>TOTAL FUND REVENUE</b>	<b>494,175.75</b>	<b>1,025,978.74</b>	<b>6,721,596.00</b>	<b>5,695,617.26</b>	<b>15.3</b>

**CITY OF PLATTEVILLE**  
 EXPENDITURES WITH COMPARISON TO BUDGET  
 FOR THE 3 MONTHS ENDING MARCH 31, 2026

**FUND 600 - WATER & SEWER FUND**

	PERIOD ACT	YTD ACTUAL	BUDGET	UNEXPENDE	PCNT
<u>TAXES</u>					
600-61408-000-00 TAX EXPENSE/ TAXES	2,172.58	6,772.23	387,000.00	380,227.77	1.8
TOTAL TAXES	2,172.58	6,772.23	387,000.00	380,227.77	1.8
<u>INCOME DEDUCTION</u>					
600-61426-000-00 INC DED BONDS/LOANS PRINCIPAL	.00	.00	742,940.00	742,940.00	.0
600-61426-020-00 INCOME DEDUCT OTR-CONTRIB	.00	.00	75,000.00	75,000.00	.0
TOTAL INCOME DEDUCTION	.00	.00	817,940.00	817,940.00	.0
<u>LONG TERM DEBT</u>					
600-61427-000-00 LONG TERM DEBT INTEREST	.00	( 35,063.38)	232,034.00	267,097.38	( 15.1)
TOTAL LONG TERM DEBT	.00	( 35,063.38)	232,034.00	267,097.38	( 15.1)
<u>DEBT DISCOUNTS</u>					
600-61428-000-00 AMORTIZATION DEBT DISCOUNTS	.00	.00	30,000.00	30,000.00	.0
TOTAL DEBT DISCOUNTS	.00	.00	30,000.00	30,000.00	.0
<u>AMORTIZATION PREMIUM ON DEBT-C</u>					
600-61429-000-00 AMORTIZATION PREMIUM ON DEBT-C	.00	.00	( 6,000.00)	( 6,000.00)	.0
TOTAL DEPARTMENT 429	.00	.00	( 6,000.00)	( 6,000.00)	.0
<u>PUMPING SUPERVISION</u>					
600-61620-000-00 PUMPING SUPERVISION/ENG LABOR	837.91	2,197.24	11,300.00	9,102.76	19.4
TOTAL PUMPING SUPERVISION	837.91	2,197.24	11,300.00	9,102.76	19.4
<u>ELECTRICITY</u>					
600-61623-200-00 ELECTRICITY-MAIN PLANT	2,816.00	5,480.00	33,200.00	27,720.00	16.5
600-61623-300-00 ELECTRICITY-WELL #6	4,472.96	7,901.04	32,500.00	24,598.96	24.3
600-61623-400-00 ELECTRICITY-WELL #5	5,209.10	10,307.68	59,700.00	49,392.32	17.3
TOTAL ELECTRICITY	12,498.06	23,688.72	125,400.00	101,711.28	18.9

**CITY OF PLATTEVILLE**  
 EXPENDITURES WITH COMPARISON TO BUDGET  
 FOR THE 3 MONTHS ENDING MARCH 31, 2026

**FUND 600 - WATER & SEWER FUND**

		PERIOD ACT	YTD ACTUAL	BUDGET	UNEXPENDE	PCNT
600-61624-100-00	PUMPING-LABOR	571.96	1,390.46	16,000.00	14,609.54	8.7
	TOTAL DEPARTMENT 624	571.96	1,390.46	16,000.00	14,609.54	8.7
	<u>PUMPING</u>					
600-61626-700-00	MISC PUMPING-MISCELLANEOUS	2,328.92	5,008.41	48,300.00	43,291.59	10.4
	TOTAL PUMPING	2,328.92	5,008.41	48,300.00	43,291.59	10.4
	<u>MAINTENANCE SUPERVISION</u>					
600-61630-000-00	MAINT SUPERVISION/ENG LABOR	837.91	2,197.24	12,000.00	9,802.76	18.3
	TOTAL MAINTENANCE SUPERVISION	837.91	2,197.24	12,000.00	9,802.76	18.3
	<u>MAINTENANCE OF STRUCTURES</u>					
600-61631-200-00	MAINT OF STRUCTURES-SUPPLIES &	229.00	229.00	12,000.00	11,771.00	1.9
	TOTAL MAINTENANCE OF STRUCTURES	229.00	229.00	12,000.00	11,771.00	1.9
	<u>MAINTENANCE OF POWER EQUIP</u>					
600-61632-200-00	MAINT OF POWER EQUIP-SUPPLIES	683.44	683.44	11,000.00	10,316.56	6.2
	TOTAL MAINTENANCE OF POWER EQUIP	683.44	683.44	11,000.00	10,316.56	6.2
	<u>MAINTENANCE OF PUMPING EQUIP</u>					
600-61633-100-00	MAINT OF PUMP EQUIP-LABOR	.00	.00	700.00	700.00	.0
600-61633-200-00	MAINT OF PUMP EQUIP-SUPPLIES &	.00	.00	26,000.00	26,000.00	.0
	TOTAL MAINTENANCE OF PUMPING EQUIP	.00	.00	26,700.00	26,700.00	.0
	<u>WATER TREATMENT SUPERVISION</u>					
600-61640-000-00	WATER TREAT SUPERVISION/ENG LA	837.91	2,197.24	11,300.00	9,102.76	19.4
	TOTAL WATER TREATMENT SUPERVISION	837.91	2,197.24	11,300.00	9,102.76	19.4

**CITY OF PLATTEVILLE**  
 EXPENDITURES WITH COMPARISON TO BUDGET  
 FOR THE 3 MONTHS ENDING MARCH 31, 2026

**FUND 600 - WATER & SEWER FUND**

		PERIOD ACT	YTD ACTUAL	BUDGET	UNEXPENDE	PCNT
<u>CHEMICALS</u>						
600-61641-700-00	CHEMICALS-CHLORINE	.00	1,894.75	10,200.00	8,305.25	18.6
600-61641-800-00	CHEMICALS-FLOURIDE	.00	231.22	4,700.00	4,468.78	4.9
600-61641-900-00	CHEMICALS-ALL OTHER CHEMICALS	.00	.00	35,000.00	35,000.00	.0
	<b>TOTAL CHEMICALS</b>	<b>.00</b>	<b>2,125.97</b>	<b>49,900.00</b>	<b>47,774.03</b>	<b>4.3</b>
<u>TREATMENT</u>						
600-61642-100-00	TREATMENT-LABOR	4,245.71	10,767.39	62,800.00	52,032.61	17.2
600-61642-200-00	TREATMENT-SUPPLIES & EXPENSE	38.45	486.70	9,600.00	9,113.30	5.1
	<b>TOTAL TREATMENT</b>	<b>4,284.16</b>	<b>11,254.09</b>	<b>72,400.00</b>	<b>61,145.91</b>	<b>15.5</b>
<u>MISCELLANEOUS TREATMENT</u>						
600-61643-600-00	MISC TREATMENT-INDUSTRIAL TOWE	.00	.00	300.00	300.00	.0
	<b>TOTAL MISCELLANEOUS TREATMENT</b>	<b>.00</b>	<b>.00</b>	<b>300.00</b>	<b>300.00</b>	<b>.0</b>
<u>WATER TREATMENT</u>						
600-61650-000-00	WATER TREAT SUPERVISION/ENG LA	837.91	2,197.24	11,300.00	9,102.76	19.4
	<b>TOTAL WATER TREATMENT</b>	<b>837.91</b>	<b>2,197.24</b>	<b>11,300.00</b>	<b>9,102.76</b>	<b>19.4</b>
<u>MAINT OF STRUCTURE IMPR</u>						
600-61651-100-00	MAINT OF STRUCTURE IMPR-LABOR	3,822.50	10,083.10	46,400.00	36,316.90	21.7
600-61651-200-00	MAINT OF STRUCTURE IMP-SUPPLIE	542.22	813.33	6,600.00	5,786.67	12.3
	<b>TOTAL MAINT OF STRUCTURE IMPR</b>	<b>4,364.72</b>	<b>10,896.43</b>	<b>53,000.00</b>	<b>42,103.57</b>	<b>20.6</b>
<u>MAINT OF WATER TREATMENT EQU</u>						
600-61652-100-00	MAINT OF W TREATMENT EQUIP-LAB	.00	.00	500.00	500.00	.0
600-61652-200-00	MAINT OF W TREAT EQUIP-SUPPLIE	33.49	731.20	10,000.00	9,268.80	7.3
	<b>TOTAL MAINT OF WATER TREATMENT EQU</b>	<b>33.49</b>	<b>731.20</b>	<b>10,500.00</b>	<b>9,768.80</b>	<b>7.0</b>
<u>OPERATIONS</u>						
600-61660-000-00	OPERATIONS-SUPERVISION/ENG LAB	838.65	2,199.18	11,300.00	9,100.82	19.5
	<b>TOTAL OPERATIONS</b>	<b>838.65</b>	<b>2,199.18</b>	<b>11,300.00</b>	<b>9,100.82</b>	<b>19.5</b>

**CITY OF PLATTEVILLE**  
 EXPENDITURES WITH COMPARISON TO BUDGET  
 FOR THE 3 MONTHS ENDING MARCH 31, 2026

**FUND 600 - WATER & SEWER FUND**

	PERIOD ACT	YTD ACTUAL	BUDGET	UNEXPENDE	PCNT	
<u>STORAGE FACILITIES</u>						
600-61661-200-00	STORAGE FACILITIES-SUPPLIES &	.00	.00	700.00	700.00	.0
	TOTAL STORAGE FACILITIES	.00	.00	700.00	700.00	.0
<u>TRANSMISSION &amp; DISTRIBUTION</u>						
600-61662-100-00	TRANS & DISTRIBUTION-LABOR	.00	.00	1,800.00	1,800.00	.0
600-61662-200-00	TRANS & DISTRIBUTION-SUPPLIES	.00	.00	1,100.00	1,100.00	.0
	TOTAL TRANSMISSION & DISTRIBUTION	.00	.00	2,900.00	2,900.00	.0
<u>METERS</u>						
600-61663-100-00	METERS-LABOR	588.02	1,215.43	2,500.00	1,284.57	48.6
600-61663-200-00	METERS-SUPPLIES & EXPENSE	379.66	5,167.63	3,400.00	( 1,767.63)	152.0
	TOTAL METERS	967.68	6,383.06	5,900.00	( 483.06)	108.2
<u>CUSTOMER INSTALLATION</u>						
600-61664-100-00	CUSTOMER INSTALLATION-LABOR	436.05	2,058.75	21,600.00	19,541.25	9.5
	TOTAL CUSTOMER INSTALLATION	436.05	2,058.75	21,600.00	19,541.25	9.5
<u>MISCELLANEOUS</u>						
600-61665-100-00	MISCELLANEOUS-LABOR	3,086.04	10,171.10	40,000.00	29,828.90	25.4
600-61665-200-00	MISCELLANEOUS-SUPPLIES & EXPEN	288.04	1,506.83	5,000.00	3,493.17	30.1
	TOTAL MISCELLANEOUS	3,374.08	11,677.93	45,000.00	33,322.07	26.0
<u>MAINTENANCE</u>						
600-61670-000-00	MAINTENANCE-SUPERVISION/ENG LA	839.24	2,200.72	11,300.00	9,099.28	19.5
	TOTAL MAINTENANCE	839.24	2,200.72	11,300.00	9,099.28	19.5
<u>MAINT OF RESERVOIR/TOWER</u>						
600-61672-200-00	MAINT RESERVOIR/TOWER-SUPPLIES	.00	.00	3,700.00	3,700.00	.0
600-61672-300-00	MAINT RESERVOIR/TOWER-PAINT	.00	.00	32,300.00	32,300.00	.0
	TOTAL MAINT OF RESERVOIR/TOWER	.00	.00	36,000.00	36,000.00	.0

**CITY OF PLATTEVILLE**  
 EXPENDITURES WITH COMPARISON TO BUDGET  
 FOR THE 3 MONTHS ENDING MARCH 31, 2026

**FUND 600 - WATER & SEWER FUND**

	PERIOD ACT	YTD ACTUAL	BUDGET	UNEXPENDE	PCNT
<u>MAINTENANCE OF MAINS</u>					
600-61673-100-00	1,498.41	4,326.75	37,500.00	33,173.25	11.5
600-61673-200-00	2,431.70	7,640.44	47,700.00	40,059.56	16.0
TOTAL MAINTENANCE OF MAINS	3,930.11	11,967.19	85,200.00	73,232.81	14.1
<u>MAINTENANCE OF SERVICES</u>					
600-61675-100-00	443.99	697.65	7,000.00	6,302.35	10.0
600-61675-101-00	.00	.00	1,000.00	1,000.00	.0
600-61675-200-00	132.00	132.00	17,000.00	16,868.00	.8
600-61675-202-00	.00	.00	2,600.00	2,600.00	.0
TOTAL MAINTENANCE OF SERVICES	575.99	829.65	27,600.00	26,770.35	3.0
<u>MAINTENANCE OF METERS</u>					
600-61676-100-00	740.32	1,966.84	7,600.00	5,633.16	25.9
600-61676-200-00	19.99	19.99	2,200.00	2,180.01	.9
TOTAL MAINTENANCE OF METERS	760.31	1,986.83	9,800.00	7,813.17	20.3
<u>MAINTENANCE OF HYDRANTS</u>					
600-61677-100-00	52.86	132.15	7,900.00	7,767.85	1.7
600-61677-200-00	.00	9,445.30	11,700.00	2,254.70	80.7
TOTAL MAINTENANCE OF HYDRANTS	52.86	9,577.45	19,600.00	10,022.55	48.9
<u>MAINTENANCE OF OTHER PLANT</u>					
600-61678-100-00	.00	.00	500.00	500.00	.0
600-61678-200-00	188.99	753.33	2,200.00	1,446.67	34.2
TOTAL MAINTENANCE OF OTHER PLANT	188.99	753.33	2,700.00	1,946.67	27.9
<hr/>					
600-61828-300-00	2,439.16	7,362.76	29,900.00	22,537.24	24.6
TOTAL DEPARTMENT 828	2,439.16	7,362.76	29,900.00	22,537.24	24.6
<u>CUSTOMER ACCOUNTS</u>					
600-61901-000-00	839.24	2,200.72	11,300.00	9,099.28	19.5
TOTAL CUSTOMER ACCOUNTS	839.24	2,200.72	11,300.00	9,099.28	19.5

**CITY OF PLATTEVILLE**  
 EXPENDITURES WITH COMPARISON TO BUDGET  
 FOR THE 3 MONTHS ENDING MARCH 31, 2026

**FUND 600 - WATER & SEWER FUND**

	PERIOD ACT	YTD ACTUAL	BUDGET	UNEXPENDE	PCNT	
<u>METER READING</u>						
600-61902-000-00	METER READING-LABOR	348.84	1,286.29	4,300.00	3,013.71	29.9
	TOTAL METER READING	348.84	1,286.29	4,300.00	3,013.71	29.9
<u>CUSTOMER COLLECTIONS</u>						
600-61903-100-00	CUSTOMER COLLECT-SUPPLIES	1,864.13	3,446.65	31,600.00	28,153.35	10.9
600-61903-600-00	CUSTOMER COLLECT-ACCT CLERK	961.89	2,550.57	12,100.00	9,549.43	21.1
600-61903-700-00	CUSTOMER COLLECT-COMPTROLLER	860.80	2,597.80	11,700.00	9,102.20	22.2
	TOTAL CUSTOMER COLLECTIONS	3,686.82	8,595.02	55,400.00	46,804.98	15.5
<u>ADMINISTRATIVE &amp; GENERAL</u>						
600-61920-100-00	ADMIN & GEN-CITY MANAGER	.00	.00	16,600.00	16,600.00	.0
600-61920-101-00	ADMIN & GEN-HR MANAGER	603.84	1,572.55	7,900.00	6,327.45	19.9
600-61920-200-00	ADMIN & GEN-PUB WRK DIRECTOR	2,381.96	6,228.55	28,000.00	21,771.45	22.2
600-61920-500-00	ADMIN & GEN-SECRETARY	84.81	221.11	1,200.00	978.89	18.4
600-61920-600-00	ADMIN & GEN-ACCOUNT CLERK	961.87	2,550.54	12,100.00	9,549.46	21.1
600-61920-700-00	ADMIN & GEN-COMPTROLLER	860.80	2,597.80	11,700.00	9,102.20	22.2
600-61920-800-00	ADMIN & GEN-ADMIN DIRECTOR	1,391.14	3,626.90	18,336.00	14,709.10	19.8
	TOTAL ADMINISTRATIVE & GENERAL	6,284.42	16,797.45	95,836.00	79,038.55	17.5
<u>OFFICE SUPPLIES &amp; EXPENSE</u>						
600-61921-500-00	OFFICE SUPPLIES & EXP-TELEPHON	244.85	1,050.05	6,100.00	5,049.95	17.2
600-61921-600-00	OFFICE SUPPLIES & EXP-POSTAGE	42.18	101.88	3,300.00	3,198.12	3.1
600-61921-700-00	OFFICE SUPPLIES & EXP-OFFICE S	.00	469.00	1,500.00	1,031.00	31.3
600-61921-800-00	OFFICE SUPPLIES & EXP-ENGINEER	.00	.00	2,500.00	2,500.00	.0
	TOTAL OFFICE SUPPLIES & EXPENSE	287.03	1,620.93	13,400.00	11,779.07	12.1
<u>OUTSIDE SERVICES EMPLOYED</u>						
600-61923-100-00	OUTSIDE SERVICES-AUDIT	24.97	52.51	11,600.00	11,547.49	.5
600-61923-200-00	OUTSIDE SERVICES-CONSULTANTS	7,146.05	7,211.85	23,200.00	15,988.15	31.1
600-61923-400-00	OUTSIDE SERVICES-CITY ATTORNEY	.00	.00	4,300.00	4,300.00	.0
	TOTAL OUTSIDE SERVICES EMPLOYED	7,171.02	7,264.36	39,100.00	31,835.64	18.6
<u>PROPERTY INSURANCE</u>						
600-61924-000-00	PROPERTY INSURANCE	.00	18,779.25	16,600.00	( 2,179.25)	113.1
	TOTAL PROPERTY INSURANCE	.00	18,779.25	16,600.00	( 2,179.25)	113.1

**CITY OF PLATTEVILLE**  
 EXPENDITURES WITH COMPARISON TO BUDGET  
 FOR THE 3 MONTHS ENDING MARCH 31, 2026

**FUND 600 - WATER & SEWER FUND**

	PERIOD ACT	YTD ACTUAL	BUDGET	UNEXPENDE	PCNT
<u>INJURIES &amp; DAMAGES</u>					
600-61925-000-00	INJURIES & DAMAGES	.00	5,158.00	5,000.00	( 158.00) 103.2
	TOTAL INJURIES & DAMAGES	.00	5,158.00	5,000.00	( 158.00) 103.2
<u>EMPLOYEE BENEFITS</u>					
600-61926-200-00	EMPLOYEE BENEFIT - HEALTH/LIFE	12,148.31	42,167.06	124,500.00	82,332.94 33.9
600-61926-400-00	EMPLOYEE BENEFIT - RETIREMENT	2,148.36	6,664.23	30,800.00	24,135.77 21.6
600-61926-500-00	EMPLOYEE BENEFIT - VACATION	.00	.00	7,400.00	7,400.00 .0
600-61926-700-00	EMPLOYEE BENEFIT - HRA & FSA	39.08	103.85	600.00	496.15 17.3
600-61926-800-00	EMPLOYEE BENEFIT - UNIFORMS	.00	1,744.75	3,600.00	1,855.25 48.5
	TOTAL EMPLOYEE BENEFITS	14,335.75	50,679.89	166,900.00	116,220.11 30.4
<u>REGULATORY COMMISSION EXP</u>					
600-61928-000-00	REGULATORY COMMISSION EXPENSE	.00	.00	100.00	100.00 .0
	TOTAL REGULATORY COMMISSION EXP	.00	.00	100.00	100.00 .0
<u>MISCELLANEOUS GENERAL</u>					
600-61930-100-00	MISC GENERAL-LABOR	28.45	85.35	500.00	414.65 17.1
600-61930-200-00	MISC GENERAL-SUPPLIES & EXPENS	.00	206.70	3,100.00	2,893.30 6.7
600-61930-300-00	MISC GENERAL-CONFERENCES	76.35	76.35	3,300.00	3,223.65 2.3
600-61930-400-00	MISC GENERAL-SAFETY EQUIP	.00	.00	5,000.00	5,000.00 .0
	TOTAL MISCELLANEOUS GENERAL	104.80	368.40	11,900.00	11,531.60 3.1
<u>RENT EXPENSE</u>					
600-61931-000-00	RENT EXPENSE	90.00	270.00	1,300.00	1,030.00 20.8
	TOTAL RENT EXPENSE	90.00	270.00	1,300.00	1,030.00 20.8
<u>TRANSPORTATION CLEARING</u>					
600-61933-200-00	TRANSPORTATION CLEARING-SUPPLI	.00	7,403.97	.00	( 7,403.97) .0
	TOTAL TRANSPORTATION CLEARING	.00	7,403.97	.00	( 7,403.97) .0
<u>TAX EXPENSE</u>					
600-62408-000-00	TAX EXPENSE	3,063.07	9,093.52	58,000.00	48,906.48 15.7
	TOTAL TAX EXPENSE	3,063.07	9,093.52	58,000.00	48,906.48 15.7

**CITY OF PLATTEVILLE**  
EXPENDITURES WITH COMPARISON TO BUDGET  
FOR THE 3 MONTHS ENDING MARCH 31, 2026

**FUND 600 - WATER & SEWER FUND**

	PERIOD ACT	YTD ACTUAL	BUDGET	UNEXPENDE	PCNT	
<u>INCOME DEDUCTION</u>						
600-62426-000-00	INC DED BONDS/LOANS PRINCIPAL	.00	.00	780,955.00	780,955.00	.0
	TOTAL INCOME DEDUCTION	.00	.00	780,955.00	780,955.00	.0
<u>LONG TERM DEBT</u>						
600-62427-000-00	LONG TERM DEBT INTEREST	.00	( 61,477.30)	382,561.00	444,038.30	( 16.1)
	TOTAL LONG TERM DEBT	.00	( 61,477.30)	382,561.00	444,038.30	( 16.1)
<u>SUPERVISION &amp; LABOR</u>						
600-62820-000-00	SUPERVISION PLANT-LABOR	21,266.28	55,773.34	273,500.00	217,726.66	20.4
	TOTAL SUPERVISION & LABOR	21,266.28	55,773.34	273,500.00	217,726.66	20.4
<u>PUMPING &amp; HEAT/LIGHTS</u>						
600-62821-000-00	PUMPING EXPENSE	6,086.85	10,899.85	56,000.00	45,100.15	19.5
600-62821-100-00	POWER & FUEL EXP FOR PUMPING	2,838.14	6,176.11	15,800.00	9,623.89	39.1
	TOTAL PUMPING & HEAT/LIGHTS	8,924.99	17,075.96	71,800.00	54,724.04	23.8
<u>AERIATION EQUIPMENT</u>						
600-62822-000-00	POWER & FUEL EXP FOR AERIATION	3,375.28	6,098.33	29,400.00	23,301.67	20.7
	TOTAL AERIATION EQUIPMENT	3,375.28	6,098.33	29,400.00	23,301.67	20.7
<u>CHLORINE</u>						
600-62823-000-00	CHLORINE CHEMICALS EXPENSE	.00	.00	8,000.00	8,000.00	.0
	TOTAL CHLORINE	.00	.00	8,000.00	8,000.00	.0
<u>PHOSPHORUS</u>						
600-62824-000-00	PHOSPHORUS REMOVAL CHEMICALS E	10,971.91	12,379.49	182,000.00	169,620.51	6.8
600-62824-100-00	PHOSPHORUS PAYMENT	.00	.00	47,100.00	47,100.00	.0
	TOTAL PHOSPHORUS	10,971.91	12,379.49	229,100.00	216,720.51	5.4

**CITY OF PLATTEVILLE**  
 EXPENDITURES WITH COMPARISON TO BUDGET  
 FOR THE 3 MONTHS ENDING MARCH 31, 2026

**FUND 600 - WATER & SEWER FUND**

	PERIOD ACT	YTD ACTUAL	BUDGET	UNEXPENDE	PCNT	
<u>SLUDGE CHEMICALS</u>						
600-62825-000-00	SLUDGE COND CHEMICALS EXP	5,337.38	5,337.38	33,500.00	28,162.62	15.9
	TOTAL SLUDGE CHEMICALS	5,337.38	5,337.38	33,500.00	28,162.62	15.9
<u>OTHER CHEMICALS</u>						
600-62826-100-00	WWTP LAB-LABOR	4,660.77	11,854.37	51,800.00	39,945.63	22.9
600-62826-200-00	WWTP LAB-SUPPLIES	595.42	4,706.65	36,200.00	31,493.35	13.0
	TOTAL OTHER CHEMICALS	5,256.19	16,561.02	88,000.00	71,438.98	18.8
<u>SUPPLIES</u>						
600-62827-200-00	OTR CHEMICALS FOR SEWAGE TREAT	.00	.00	5,700.00	5,700.00	.0
600-62827-400-00	OTR OP SUPPLIES & EXPENSES	80.00	981.50	12,500.00	11,518.50	7.9
	TOTAL SUPPLIES	80.00	981.50	18,200.00	17,218.50	5.4
<u>TRANSPORTATION</u>						
600-62828-200-00	TRANSPORTATION-SUPPLIES & EXPE	111.77	11,765.16	25,600.00	13,834.84	46.0
600-62828-300-00	TRANSPORTATION-VEHICLE LEASE	1,318.39	3,967.47	16,700.00	12,732.53	23.8
	TOTAL TRANSPORTATION	1,430.16	15,732.63	42,300.00	26,567.37	37.2
<u>MAINT OF SEWER COLLECTION</u>						
600-62831-100-00	MAINT OF COLLECTION-LABOR	3,362.83	3,945.66	21,100.00	17,154.34	18.7
600-62831-200-00	MAINT OF COLLECTION-SUPPLIES &	1,568.75	1,631.25	26,400.00	24,768.75	6.2
600-62831-300-00	MAINT OF COLLECTION-TELEVISIONS	.00	.00	6,900.00	6,900.00	.0
	TOTAL MAINT OF SEWER COLLECTION	4,931.58	5,576.91	54,400.00	48,823.09	10.3
<u>MAINTENANCE OF LIFT STATION</u>						
600-62832-100-00	MAINT OF LIFT STATION-LABOR	555.03	1,850.13	4,100.00	2,249.87	45.1
600-62832-200-00	MAINT OF LIFT STATION-SUPPLIES	.00	.00	16,000.00	16,000.00	.0
	TOTAL MAINTENANCE OF LIFT STATION	555.03	1,850.13	20,100.00	18,249.87	9.2

**CITY OF PLATTEVILLE**  
 EXPENDITURES WITH COMPARISON TO BUDGET  
 FOR THE 3 MONTHS ENDING MARCH 31, 2026

**FUND 600 - WATER & SEWER FUND**

	PERIOD ACT	YTD ACTUAL	BUDGET	UNEXPENDE	PCNT	
<u>MAINTENANCE OF TREATMENT PLANT</u>						
600-62833-100-00	MAINT OF TREAT PLT-LABOR	.00	.00	300.00	300.00	.0
600-62833-200-00	MAINT OF TREAT PLT-SUPPLIES &	2,313.91	11,087.86	74,400.00	63,312.14	14.9
600-62833-300-00	MAINT OF TREAT PLT-MAINTENANCE	.00	59.72	3,400.00	3,340.28	1.8
	<b>TOTAL MAINTENANCE OF TREATMENT PLA</b>	<b>2,313.91</b>	<b>11,147.58</b>	<b>78,100.00</b>	<b>66,952.42</b>	<b>14.3</b>
<u>MAINTENANCE OF BLDGS &amp; GROUNDS</u>						
600-62834-100-00	MAINT BLDG & GROUNDS-LABOR	.00	886.00	3,500.00	2,614.00	25.3
600-62834-200-00	METER REPAIR-LABOR	1,328.31	3,182.24	9,900.00	6,717.76	32.1
600-62834-300-00	MAINT BLDG & GROUNDS-SUPPLIES	1,085.95	3,220.17	54,000.00	50,779.83	6.0
	<b>TOTAL MAINTENANCE OF BLDGS &amp; GROUN</b>	<b>2,414.26</b>	<b>7,288.41</b>	<b>67,400.00</b>	<b>60,111.59</b>	<b>10.8</b>
<u>BILLING, COLLECTING &amp; ACCTG</u>						
600-62840-200-00	BILLING, COLLECTING-SUPPLIES &	1,892.60	3,532.02	29,600.00	26,067.98	11.9
600-62840-600-00	ACCOUNT CLERK	961.89	2,550.57	12,046.00	9,495.43	21.2
600-62840-700-00	COMPTRROLLER	860.80	2,597.80	11,620.00	9,022.20	22.4
	<b>TOTAL BILLING, COLLECTING &amp; ACCTG</b>	<b>3,715.29</b>	<b>8,680.39</b>	<b>53,266.00</b>	<b>44,585.61</b>	<b>16.3</b>
<u>METER READING - LABOR/EXPENSE</u>						
600-62842-000-00	METER READING-LABOR & EXPENSES	348.84	1,286.29	4,300.00	3,013.71	29.9
	<b>TOTAL METER READING - LABOR/EXPENSE</b>	<b>348.84</b>	<b>1,286.29</b>	<b>4,300.00</b>	<b>3,013.71</b>	<b>29.9</b>
<u>UNCOLLECTIBLE ACCOUNTS</u>						
600-62843-000-00	UNCOLLECTIBLE ACCOUNTS	.00	.00	100.00	100.00	.0
	<b>TOTAL UNCOLLECTIBLE ACCOUNTS</b>	<b>.00</b>	<b>.00</b>	<b>100.00</b>	<b>100.00</b>	<b>.0</b>
<u>ADMINISTRATION &amp; OFFICE WAGES</u>						
600-62850-100-00	ADMIN & GEN-CITY MANAGER	.00	.00	16,600.00	16,600.00	.0
600-62850-101-00	ADMIN & GEN-HR MANAGER	603.84	1,572.55	7,900.00	6,327.45	19.9
600-62850-200-00	ADMIN & GEN-PUB WRK DIRECTOR	2,381.96	6,228.55	28,000.00	21,771.45	22.2
600-62850-500-00	ADMIN & GEN-SECRETARY	84.81	221.11	1,200.00	978.89	18.4
600-62850-600-00	ADMIN & GEN-ACCOUNT CLERK	961.83	2,550.51	12,100.00	9,549.49	21.1
600-62850-700-00	ADMIN & GEN-COMPTRROLLER	860.80	2,597.80	11,700.00	9,102.20	22.2
600-62850-800-00	ADMIN & GEN-ADMIN DIRECTOR	1,391.14	3,626.90	18,400.00	14,773.10	19.7
	<b>TOTAL ADMINISTRATION &amp; OFFICE WAGES</b>	<b>6,284.38</b>	<b>16,797.42</b>	<b>95,900.00</b>	<b>79,102.58</b>	<b>17.5</b>

**CITY OF PLATTEVILLE**  
 EXPENDITURES WITH COMPARISON TO BUDGET  
 FOR THE 3 MONTHS ENDING MARCH 31, 2026

**FUND 600 - WATER & SEWER FUND**

	PERIOD ACT	YTD ACTUAL	BUDGET	UNEXPENDE	PCNT
<u>OPERATING EXPENSES</u>					
600-62851-500-00	OP EXPENSES-TELEPHONE	452.73	1,339.38	10,000.00	8,660.62 13.4
600-62851-600-00	OP EXPENSES-POSTAGE	42.18	101.88	5,100.00	4,998.12 2.0
600-62851-700-00	OP EXPENSES-OFFICE SUPPLIES	.00	.00	2,700.00	2,700.00 .0
600-62851-800-00	OP EXPENSES-ENGINEERING SUPPLI	.00	.00	2,500.00	2,500.00 .0
	<b>TOTAL OPERATING EXPENSES</b>	<b>494.91</b>	<b>1,441.26</b>	<b>20,300.00</b>	<b>18,858.74 7.1</b>
<u>OUTSIDE SERVICES</u>					
600-62852-100-00	AUDIT EXPENSES	83.18	175.02	12,300.00	12,124.98 1.4
600-62852-200-00	CONSULTANTS EXPENSES	2,016.34	2,016.34	24,300.00	22,283.66 8.3
600-62852-400-00	CITY ATTORNEY EXPENSES	.00	.00	4,300.00	4,300.00 .0
	<b>TOTAL OUTSIDE SERVICES</b>	<b>2,099.52</b>	<b>2,191.36</b>	<b>40,900.00</b>	<b>38,708.64 5.4</b>
<u>INSURANCE</u>					
600-62853-100-00	PROPERTY INSURANCE EXPENSE	.00	45,272.75	42,800.00	( 2,472.75) 105.8
600-62853-200-00	WORKER'S COMPENSATION EXPENSE	.00	6,701.00	5,900.00	( 801.00) 113.6
	<b>TOTAL INSURANCE</b>	<b>.00</b>	<b>51,973.75</b>	<b>48,700.00</b>	<b>( 3,273.75) 106.7</b>
<u>EMPLOYEE BENEFITS</u>					
600-62854-200-00	EMPLOYEE BENEFIT - HEALTH/LIFE	20,545.90	66,171.60	191,600.00	125,428.40 34.5
600-62854-400-00	EMPLOYEE BENEFIT - RETIREMENT	3,052.13	9,031.03	40,400.00	31,368.97 22.4
600-62854-500-00	EMPLOYEE BENEFIT - VACATION	.00	.00	2,900.00	2,900.00 .0
600-62854-700-00	EMPLOYEE BENEFIT - HRA & FSA	39.08	103.85	600.00	496.15 17.3
600-62854-800-00	EMPLOYEE BENEFIT - UNIFORM	.00	1,374.97	3,400.00	2,025.03 40.4
	<b>TOTAL EMPLOYEE BENEFITS</b>	<b>23,637.11</b>	<b>76,681.45</b>	<b>238,900.00</b>	<b>162,218.55 32.1</b>
<u>COMMISSION EXPENSE</u>					
600-62855-000-00	REGULATORY COMMISSION EXPENSES	.00	.00	5,200.00	5,200.00 .0
	<b>TOTAL COMMISSION EXPENSE</b>	<b>.00</b>	<b>.00</b>	<b>5,200.00</b>	<b>5,200.00 .0</b>
<u>MISCELLANEOUS EXPENSE</u>					
600-62856-100-00	MISC (SHOP/LOCATES)-LABOR	3,086.02	10,170.74	40,000.00	29,829.26 25.4
600-62856-200-00	MISC (SHOP/LOCATES)-SUPPL& EXP	131.27	959.07	.00	( 959.07) .0
600-62856-300-00	MISC - CONFERENCES	.00	.00	3,300.00	3,300.00 .0
600-62856-400-00	MISC - SAFETY EQUIP	.00	.00	5,000.00	5,000.00 .0
	<b>TOTAL MISCELLANEOUS EXPENSE</b>	<b>3,217.29</b>	<b>11,129.81</b>	<b>48,300.00</b>	<b>37,170.19 23.0</b>

**CITY OF PLATTEVILLE**  
 EXPENDITURES WITH COMPARISON TO BUDGET  
 FOR THE 3 MONTHS ENDING MARCH 31, 2026

**FUND 600 - WATER & SEWER FUND**

	<u>PERIOD ACT</u>	<u>YTD ACTUAL</u>	<u>BUDGET</u>	<u>UNEXPENDE</u>	<u>PCNT</u>
	<u>RENT EXPENSE</u>				
600-62857-000-00	90.00	270.00	10,200.00	9,930.00	2.7
	<u>TOTAL RENT EXPENSE</u>				
	90.00	270.00	10,200.00	9,930.00	2.7
	<u>TOTAL FUND EXPENDITURES</u>				
	187,876.39	487,797.29	5,464,392.00	4,976,594.71	8.9
	<u>NET REVENUE OVER EXPENDITURES</u>				
	306,299.36	538,181.45	1,257,204.00	719,022.55	42.8

**BANK RECONCILIATION AND STATEMENT OF INVESTMENTS  
MARCH 2026**

<u>BANK ACCOUNTS</u>	<u>TREASURERS</u>			<u>TREASURERS</u>			<u>ADJ</u>	<u>BANK BALANCE MARCH</u>
	<u>BALANCE FEBRUARY</u>	<u>RECEIPTS</u>	<u>DISBURSEMENTS</u>	<u>BALANCE MARCH</u>	<u>OUTSTANDING DEPOSITS</u>	<u>OUTSTANDING CHECKS</u>		
CITY CASH	\$ (3,116,564.03)	\$ 2,917,812.62	\$ 3,025,790.73	\$ (3,224,542.14)	\$ 1,240.00	\$ 108,051.30	\$ -	\$ (3,117,730.84)
W/S CASH	\$ 3,392,155.59	\$ 564,368.49	\$ 382,678.22	\$ 3,573,845.86	\$ 5,220.90	\$ 48,484.96	\$ -	\$ 3,617,109.92
<b>TOTAL</b>	<u>\$ 275,591.56</u>	<u>\$ 3,482,181.11</u>	<u>\$ 3,408,468.95</u>	<u>\$ 349,303.72</u>	<u>\$ 6,460.90</u>	<u>\$ 156,536.26</u>	<u>\$ -</u>	<u>\$ 499,379.08</u>

**INVESTMENTS**

**WATER AND SEWER INVESTMENTS:**

CD-Heartland Credit Union	\$ 251,089.60	Holding-W&S CD
CD-Heartland Credit Union	\$ 25.00	Savings Acct - Membership
CD-Community First Bank	\$ 264,072.38	Repl.-Sewer CD
State Investment (LGIP) #3	\$ 3,560,651.24	Sewer Replacement
State Investment (LGIP) #6	\$ 920,224.31	W/S Operating Fund (Bond depr fund)
State Investment (LGIP) #12	\$ 1,014.39	W/S 2020C Bond
State Investment (LGIP) #13	\$ 1,009,752.17	W/S Depr Fund (restricted)
State Investment (LGIP) #14	\$ 1,401,528.11	W/S Debt Service Reserve
State Investment (LGIP) #16	\$ 223,716.55	W/S 2022B Bond
Ehler's Investments #3	\$ 305,020.83	Sewer Replacement
Ehler's Investments #14	\$ 261,224.95	W/S Debt Service Reserve

Respectfully Submitted,  
Renee Weaver  
Accounting & Finance Manager

**CITY OF PLATTEVILLE AIRPORT COMMISSION**  
**FINANCIAL REPORT**  
**MARCH 31, 2026**

# CITY OF PLATTEVILLE

BALANCE SHEET  
MARCH 31, 2026

## FUND 200 - AIRPORT FUND

		BEGINNING BALANCE	CURRENT ACTIVITY	YTD ACTIVITY	ENDING BALANCE
<u>ASSETS</u>					
200-10001-000-000	ALLOCATED CASH	.00	.00	.00	.00
200-10002-000-000	TREASURER'S CASH	192,738.12	( 30,572.76)	16,374.74	209,112.86
200-10003-000-000	AIRPORT CASH - RESTRICTED BAL	38,234.85	.00	.00	38,234.85
200-11110-000-000	AIRPORT INVESTMENTS	337,405.40	958.51	2,019.33	339,424.73
200-13911-000-000	ACCOUNTS RECEIVABLE MISC.	48,350.81	( 30,900.16)	( 45,556.51)	2,794.30
200-13912-000-000	FUEL REVENUE RECEIVABLE	.00	.00	.00	.00
200-16120-000-000	AIRPORT FUEL INVENTORY	20,763.57	54,633.16	48,726.55	69,490.12
200-17238-000-000	AIRPORT LOAN RECEIVABLE	.00	.00	.00	.00
	<b>TOTAL ASSETS</b>	<b>637,492.75</b>	<b>( 5,881.25)</b>	<b>21,564.11</b>	<b>659,056.86</b>
<u>LIABILITIES AND EQUITY</u>					
<u>LIABILITIES</u>					
200-21211-000-000	VOUCHERS PAYABLE	( 11,535.90)	3,006.00	11,535.90	.00
200-21212-000-000	WI DOT PAYABLE	( 207,000.00)	.00	.00	( 207,000.00)
200-21213-000-000	CREDIT CARD FEE PAYABLE	.00	.00	.00	.00
200-21220-000-000	WAGES PAYABLE CLEARING	.00	.00	.00	.00
200-21313-000-000	6.20% SOC. SEC. EES	.00	.00	.00	.00
200-21314-000-000	1.45% SOC. SEC. EES	.00	.00	.00	.00
200-21315-000-000	6.20% SOC. SEC. ERS	.00	.00	.00	.00
200-21316-000-000	1.45% SOC. SEC. ERS	.00	.00	.00	.00
200-21700-000-000	1.45% SOC. SEC. ERS	.00	.00	.00	.00
200-23160-000-000	PREPAYMENTS	( 143.50)	.00	143.50	.00
200-26000-000-000	DEFERRED (PREPAID) REVENUE	.00	.00	.00	.00
200-27015-000-000	ADVANCE FROM GENERAL FUND	.00	.00	.00	.00
200-27192-000-000	HANGAR SECURITY DEPOSIT	( 1,806.89)	( 130.00)	( 130.00)	( 1,936.89)
200-27238-000-000	AIRPORT SHORT-TERM LOAN	.00	.00	.00	.00
	<b>TOTAL LIABILITIES</b>	<b>( 220,486.29)</b>	<b>2,876.00</b>	<b>11,549.40</b>	<b>( 208,936.89)</b>
<u>FUND EQUITY</u>					
200-30000-000-000	BUDGET VARIANCE	.00	.00	.00	.00
200-31110-000-000	AIRPORT FUND BALANCE	( 417,006.46)	.00	.00	( 417,006.46)
200-34000-000-000	RESERVE FOR ADV. FROM GEN	.00	.00	.00	.00
200-34110-000-000	P.O. ENCUMBRANCE	.00	.00	.00	.00
	NET INCOME/LOSS	.00	3,005.25	( 33,113.51)	( 33,113.51)
	<b>TOTAL FUND EQUITY</b>	<b>( 417,006.46)</b>	<b>3,005.25</b>	<b>( 33,113.51)</b>	<b>( 450,119.97)</b>
	<b>TOTAL LIABILITIES AND EQUITY</b>	<b>( 637,492.75)</b>	<b>5,881.25</b>	<b>( 21,564.11)</b>	<b>( 659,056.86)</b>

**CITY OF PLATTEVILLE**  
**DETAIL REVENUES WITH COMPARISON TO BUDGET**  
**FOR THE 3 MONTHS ENDING MARCH 31, 2026**

**FUND 200 - AIRPORT FUND**

	PERIOD		BUDGET		% OF	ENC	UNENC
	ACTUAL	YTD ACTUAL	AMOUNT	VARIANCE	BUDGET	BALANCE	BALANCE
<u>PUBLIC CHARGES FOR SERVICE</u>							
200-46340-450-000	JET A FUEL	4,990.42	8,198.75	33,049.00	( 24,850.25)	24.81	.00 ( 24,850.25)
200-46340-455-000	LOW LEAD FUEL	3,615.09	8,708.68	77,149.00	( 68,440.32)	11.29	.00 ( 68,440.32)
200-46340-462-000	CORPORATE HANGAR	.00	.00	9,000.00	( 9,000.00)	.00	.00 ( 9,000.00)
200-46340-463-000	LAND RENT FOR PRIVATE HANGA	.00	.00	6,390.00	( 6,390.00)	.00	.00 ( 6,390.00)
200-46340-464-000	HANGAR RENT	9,710.00	28,098.50	54,864.00	( 26,765.50)	51.21	.00 ( 26,765.50)
200-46340-466-000	INTEREST AIRPORT INVESTMENT	958.51	2,019.33	9,000.00	( 6,980.67)	22.44	.00 ( 6,980.67)
200-46340-467-000	INTEREST - NOW ACCOUNT	701.20	1,822.39	6,000.00	( 4,177.61)	30.37	.00 ( 4,177.61)
200-46340-468-000	LAND RENTAL PARCEL A	.00	30,301.13	90,500.00	( 60,198.87)	33.48	.00 ( 60,198.87)
200-46340-470-000	LAND RENTAL PARCEL B	.00	.00	10,440.00	( 10,440.00)	.00	.00 ( 10,440.00)
200-46340-471-000	LAND RENTAL PARCEL C	.00	.00	1,272.00	( 1,272.00)	.00	.00 ( 1,272.00)
200-46340-480-000	MAIN HANGAR RENT	.00	40.00	3,600.00	( 3,560.00)	1.11	.00 ( 3,560.00)
200-46340-485-000	CIP PAYMENT FROM CITY	.00	15,000.00	.00	15,000.00	.00	.00 15,000.00
	<b>TOTAL PUBLIC CHARGES FOR SE</b>	<b>19,975.22</b>	<b>94,188.78</b>	<b>301,264.00</b>	<b>( 207,075.22)</b>	<b>31.26</b>	<b>.00 ( 207,075.22)</b>
	<b>TOTAL FUND REVENUE</b>	<b>19,975.22</b>	<b>94,188.78</b>	<b>301,264.00</b>	<b>( 207,075.22)</b>	<b>31.26</b>	<b>.00 ( 207,075.22)</b>

**CITY OF PLATTEVILLE**  
 DETAIL EXPENDITURES WITH COMPARISON TO BUDGET  
 FOR THE 3 MONTHS ENDING MARCH 31, 2026

**FUND 200 - AIRPORT FUND**

	PERIOD		BUDGET		% OF	ENC	UNENC
	ACTUAL	YTD ACTUAL	AMOUNT	VARIANCE	BUDGET	BALANCE	BALANCE
<u>AIRPORT</u>							
200-53510-804-000	AIRPORT: ATTORNEY FEES	.00	.00	5,004.00	5,004.00	.00	5,004.00
200-53510-805-000	AIRPORT: FUEL 100LL	2,840.44	6,842.54	60,509.00	53,666.46	11.31	53,666.46
200-53510-806-000	AIRPORT: FUEL JET-A PURCHASE	2,962.39	4,866.90	20,770.00	15,903.10	23.43	15,903.10
200-53510-807-000	AIRPORT: FUEL MAINTENANCE	.00	.00	2,610.00	2,610.00	.00	2,610.00
200-53510-809-000	AIRPORT: FAHERTY RECYCLING	72.10	72.10	865.00	792.90	8.34	792.90
200-53510-810-000	AIRPORT: BUILDINGS & GROUND	.00	37.56	12,000.00	11,962.44	.31	11,962.44
200-53510-811-000	AIRPORT: COURTESY CAR MAINT.	.00	.00	240.00	240.00	.00	240.00
200-53510-814-000	AIRPORT: FUEL PURCHASES	.00	.00	1,200.00	1,200.00	.00	1,200.00
200-53510-815-000	AIRPORT: FUEL FLOWAGE (TO M	228.25	228.25	5,536.00	5,307.75	4.12	5,307.75
200-53510-817-000	AIRPORT: CREDIT CARD FEES	189.80	379.52	2,755.00	2,375.48	13.78	2,375.48
200-53510-820-000	AIRPORT: GENERAL SUPPLIES	364.48	364.48	2,400.00	2,035.52	15.19	2,035.52
200-53510-821-000	AIRPORT: PROPANE	.00	2,994.45	7,200.00	4,205.55	41.59	4,205.55
200-53510-823-000	AIRPORT: PROP/LIABILITY INS	3,965.00	8,746.00	10,800.00	2,054.00	80.98	2,054.00
200-53510-824-000	AIRPORT: AIRPORT MGR'S CONT	10,926.50	32,779.50	131,118.00	98,338.50	25.00	98,338.50
200-53510-827-000	AIRPORT: POSTAGE	.74	3.70	48.00	44.30	7.71	44.30
200-53510-828-000	AIRPORT: PR & ADVERTISING	.00	.00	240.00	240.00	.00	240.00
200-53510-830-000	AIRPORT: SALES TAX	94.37	799.22	3,600.00	2,800.78	22.20	2,800.78
200-53510-833-000	AIRPORT: TELEPHONE	115.29	683.08	3,600.00	2,916.92	18.97	2,916.92
200-53510-836-000	AIRPORT: ALLIANT	1,021.11	2,077.97	9,000.00	6,922.03	23.09	6,922.03
200-53510-841-000	AIRPORT: TRAVEL & CONFERENC	.00	.00	600.00	600.00	.00	600.00
200-53510-848-000	AIRPORT: EQUIPMENT EXPENSES	200.00	200.00	12,000.00	11,800.00	1.67	11,800.00
	<b>TOTAL AIRPORT</b>	<b>22,980.47</b>	<b>61,075.27</b>	<b>292,095.00</b>	<b>231,019.73</b>	<b>20.91</b>	<b>231,019.73</b>
	<b>TOTAL FUND EXPENDITURES</b>	<b>22,980.47</b>	<b>61,075.27</b>	<b>292,095.00</b>	<b>231,019.73</b>	<b>20.91</b>	<b>231,019.73</b>
	<b>NET REV OVER EXP</b>	<b>( 3,005.25)</b>	<b>33,113.51</b>	<b>9,169.00</b>	<b>23,944.51</b>	<b>361.15</b>	<b>33,113.51</b>

**THE CITY OF PLATTEVILLE, WISCONSIN  
COUNCIL SUMMARY SHEET**

<b>COUNCIL SECTION: REPORTS</b>	<b>TITLE: Department Progress Reports</b>	<b>DATE: April 14, 2026</b>
<b>ITEM NUMBER: V.B.3.</b>		<b>VOTE REQUIRED: None</b>
<b>PREPARED BY: Dave Frain, Deputy City Clerk</b>		

**Description:**

Monthly reports from each department are provided.

**Attachments:**

- Administration Department
- Community Planning & Development Department
- Fire Department
- Library
- Museum
- Parks & Recreation Department
- Police Department
- Public Works Department

# Department Progress Report

## Administration Department

### Nicola Maurer, Director

### March 2026

#### **ACCOMPLISHMENTS:**

##### Finance Division:

- Cash management and transfers
- Completion of month-end closing process in accounting system and financial reports
- Utility collections and meter replacement scheduling
- Coordination of Lead Service Line replacement program
- Hail storm recovery and insurance claim support
- Continued fielding of inquiries regarding building permits, from payments to general questions
- Continued work to reconcile payroll liability accounts
- Work on audit schedules and documentation
- Reconcile utility and city capital improvements and fixed assets
- Prepare, review and post year-end journal entries

##### Clerk Division

- Continued onboarding of new City Clerk
- Successfully ran the 2026 Spring Platteville Election
  - Election Worker Training Day and in-person drop-in for Badger Book training
  - Two weeks of early in-person absentee voting
  - Election day voting at Broske/Ullsvik and processing of Absentee Ballots at City Hall
  - 1847 total votes, 1392 in person voters and 455 absentee voters
- Started process for beer, liquor and cigarette license renewal for local establishments
- Continued work with Associated Appraisals as they transition to new City Assessor
- Started to work with Associated Appraisals and Board of Review to set a date

##### Information Technology:

- Fire Station technology planning
- Support for Police Chief transition
- Setup and onboarding of new users
- Configuration of portable device inventory
- Complete Housing Authority IT upgrades
- Council member email assistance
- Aquatic Center WiFi and connectivity
- Building maintenance software project assistance
- Planning and preparation for KnowBe4 campaign
- Respond to IT tickets

## Administration Director:

- Fire Facility project: USDA coordination and submissions
- Pool project: payment coordination
- Hail damaged vehicle insurance coordination
- Drawdowns of debt proceeds
- Debt payments
- Onboarding new City Clerk
- Walmart & Walgreens assessment claim
- CIP project review and reconciliation
- Mobile food vendor permit review and discussion
- East Main St. review and support
- Custodian position transition analysis
- City Clerk retirement planning
- Airport management contract assignment
- Airport liability insurance renewal
- ARPA federal close-out submission
- City Assessor transition support
- City Manager recruitment support

## **MAJOR OBJECTIVES FOR THE COMING MONTH:**

### Finance Division:

- Month-end closing process and creation of financial reports
- Continue support with storm damage assessments and insurance claims
- Continue work to reconcile payroll liability accounts
- Continue coordinating removal/replacing water meter radios as contractors replace siding on homes
- Work with property owners for newly discovered lead service lines
- Oversee the transition between U.S. Cellular and T mobile
- Complete audit schedules, journal entry posting and audit fieldwork preparation
- Assist auditors with questions

### Clerk Division:

- Continue onboarding of new city Clerk
- Work with the County, School Board and Stateto finalize election results
- Have debrief meetings with Election Chief Inspectors
- Send out license renewal packets
- Finalize BOR and training with members

## Information Technology:

- Fire Station technology planning
- Setup and onboarding of new users
- Aquatic Center WiFi and connectivity support
- Building maintenance software project assistance
- VMWare update
- 10GB migration project
- Assessment of CoPilot AI agent capabilities and security protocols with current licensing
- KnowBe4 cybersecurity campaign
- Respond to IT tickets

## Administration Director:

- Support for interim City Manager
- Fire Facility project budget tracking and USDA Draw Request
- Drawdown of debt
- Reconciliations and journal entries
- Audit preparation and fieldwork support
- 2025 TIF District Reports
- Coordinate Joint Review Board annual meeting
- Begin 2026 borrowing planning
- Q1 CIP Status Report
- City Assessor transition support
- Walmart & Walgreens assessment claim
- Hail storm insurance claim support

**DEPARTMENT PROGRESS REPORT**  
**Community Planning & Development**



**April 2026**

**ACCOMPLISHMENTS**

- Building permit applications are now submitted online through the General Engineering Company portal, but payments continue to be processed by the Finance Department. A link to the portal is included on the City's website. Some smaller projects that do not fall under the building code will continue to be issued by the City as zoning permits. These include signs, fences, retaining walls, driveways and parking pads.
- Continued working with SWWRPC on the Comprehensive Plan update.
- Distributed the RFP for the Trail View Development project, which were due on March 30<sup>th</sup>. Two proposals were submitted. The proposals were submitted for two out of the three tracts of land. The Plan Commission began the discussion regarding how to proceed with the proposal review at their April 6<sup>th</sup> meeting. They will discuss this matter again at the May 4<sup>th</sup> meeting.
- The building permit grant program for projects related to the 2025 hailstorm has begun. Applications are available on the City's website, or they can be obtained at the Community Development office.
- Submitted a reimbursement payment request to WEDC for an Idle Sites Grant for the property at 825 E. Business Highway 151 (former Honeywell property).

**MAJOR OBJECTIVES FOR THE COMING MONTHS**

- Complete the Comprehensive Plan update process.
- Continue promoting the affordable housing incentive programs.
- Will be working on the discontinuation of the CDBG Housing Revolving Loan Fund. The State is pulling these funds back and using them for a regional revolving loan fund.
- Will be working to find a developer, or developers for the Trail View Development project.

**PUBLIC INFORMATION ITEMS**

- The Plan Commission held a public hearing for the Comprehensive Plan update at the March 2<sup>nd</sup> meeting. Due to a new State law that impacts Comprehensive Plans, additional information is required to be added to the plan document. The Plan Commission reviewed the additional information at the April 6<sup>th</sup> meeting. The proposed plan document will be revised and reviewed by the Plan Commission at the May 4<sup>th</sup> meeting, and they will be making a recommendation to the Council.

**THINGS THAT NEED ATTENTION (City Manager/City Council)**

- None

**OTHER INFORMATION**

- None

**Zoning Permits - 2026**

#	Address	Name	Parcel ID	Zone	Date	Permit Type	Project Value	Permit Fee	Description	Contractor
<b>January</b>										
1	1601 Progressive Pkwy	PPDEV LLC (T Mobile)	3100-0180	B-3	1/15/2026	Sign	\$ 25,000.00	\$ 50.00	Replace US Cellular signs with T Mobile signs	Big River Sign Co.
2	65 N Second St	Oggers LLC	37-0000	B-2	1/28/2026	Sign	\$ 500.00	\$ 50.00	Install projecting sign	owner
<b>January Totals</b>							<b>\$ 25,500.00</b>	<b>\$ 100.00</b>		
<b>February</b>										
3	1255 Performance Dr	New Horizon Academy	3116-0030	B-3	2/10/2026	Sign	\$ 14,988.00	\$ 50.00	Install free-standing sign	Lange Sign
4	435 W Madison St	Michael Walsh	2384-0000	R-2	2/11/2026	Fence	\$ 12,615.00	\$ 100.00	Install 6' tall privacy fence in rear yard.	Revamp Fence and Deck
<b>February Totals</b>							<b>\$ 27,603.00</b>	<b>\$ 150.00</b>		
<b>March</b>										
5	760 Siemers St	Ciara Miller	2701-0000	R-2	3/5/2026	Fence	\$ 4,800.00	\$ 100.00	Install fence in side and rear yard.	Dakota Kull
6	Ioka Ridge Road	Jake Faherty	50-00053-30	R-1/ET	3/16/2026	Zoning		\$ 75.00	Zoning permit for new house	owner
7	1800 Progressive Pkwy	Walmart	3100-40	B-3	3/16/2026	Sign	\$ 29,000.00	\$ 50.00	New wall signage and sign face for free-standing sign.	PB2 Architecture
8	1036 Woodland Rd	Tom Shilliam	50-00036-20	R-1/ET	3/16/2026	Zoning		\$ 75.00	Zoning permit for new detached garage.	owner
9	160 E Madison St	ABCF Properties LLC	2704-0000	R-2	3/30/2026	Site Improvements	\$ 11,750.00	\$ 100.00	Install new 20' wide driveway, replace/expand sidewalk	owner
10	120 W Main St	Bill Mitchell	137-0000	B-2	3/30/2026	Sign	\$ 1,000.00	\$ 50.00	Install wall sign and window sign	owner
<b>March Totals</b>							<b>\$ 46,550.00</b>	<b>\$ 450.00</b>		
<b>April</b>										
11	6723 8th Ave	Jamie Ehrlich	50-365-0000	R-1/ET	4/1/2026	Zoning		\$ 75.00	Zoning permit for 20'x24' shed	owner
<b>April Totals</b>							<b>\$ -</b>	<b>\$ 75.00</b>		

Permit Number	Municipality	Date	Property Owner	Property Address	Parcel #	Est Cost	Census Code
26-0047-22-271	Platteville	04/02/26	Michael Walsh	435 W. Madison St	271-02384-0000	\$13,000.00	128 - Sheds
26-0046-22-271	Platteville	04/02/26	Matt Lipska	800 Country Club Ct	271-03050-0200	\$37,039.02	126 - Roofs
26-0045-22-271	Platteville	04/02/26	Kathleen Connett	110 Moonlight Drive	271-01616-0000	\$33,322.00	126 - Roofs
26-0044-22-271	Platteville	03/31/26	Loren Salinas	945 Camp St	271010800000	\$10,000.00	126 - Roofs
26-0043-22-271	Platteville	03/31/26	Casey Criswell	830 N 2nd Street	271-01430-0000	\$7,000.00	128 - Sheds
26-0042-22-271	Platteville	03/31/26	Robert Travis	390 North Water St	271011510000	\$38,393.55	126 - Roofs
26-0041-22-271	Platteville	03/31/26	Mary Jane Kamps	535 N Elm Street	271-01307-0000	\$22,272.00	126 - Roofs
26-0040-22-271	Platteville	03/24/26	Carlos Vasquez	135 East Main St	271000030000	\$57,192.93	126 - Roofs
26-0039-22-271	Platteville	03/19/26	Bonnie Hansen	550 Grandview Lane	271-02751-0000	\$21,400.37	126 - Roofs
26-0038-22-271	Platteville	03/18/26	Kyle Hoffmann	370 South Hickory Street	271-01746-0000	\$8,100.00	126 - Roofs
26-0037-22-271	Platteville	03/17/26	Jeff Kliebenstein	700 Heather Lane	271-01238-0000	\$4,590.76	125 - Siding
26-0036-22-271	Platteville	03/17/26	Cayla Redford	720 North 4th Street	271-01333-0000	\$17,568.80	125 - Siding
26-0035-22-271	Platteville	03/16/26	John And Molly Zuehlke	235 East Dewey Street	271-00955-0000	\$30,000.00	434 - Residential Additions Alterations
26-0034-22-271	Platteville	03/12/26	Casey Criswell	830 N. 2nd Street	271-01430-0000	\$40,000.00	434 - Residential Additions Alterations
26-0033-22-271	Platteville	03/10/26	Ken Killian	175 Southwest Road	271-00676-0000	\$19,617.00	126 - Roofs
26-0032-22-271	Platteville	03/10/26	Thomas Scanlan	630 Pyrite Road	271-02170-0115	\$1,000.00	120 - Decks And Porches
26-0031-22-271	Platteville	03/08/26	Roman Catholic Diocese Of Madison	135 S. Hickory Street	271-02615-0000	\$10,000.00	649 - Demolition And Razir Other Buildings & Structure
26-0030-22-271	Platteville	03/05/26	Dave Kirby	1055 Manoj Drive	271-01447-0050	\$39,739.17	434 - Residential Additions Alterations
26-0029-22-271	Platteville	03/03/26	Greg Riley	235 Elmer Street	271-02318-0000	\$23,000.00	125 - Siding
26-0028-22-271	Platteville	03/03/26	Steve Stenner	1065 Hollman St	271-01349-0000	\$7,956.00	434 - Residential Additions Alterations
26-0027-22-271	Platteville	03/03/26	Allan Millard	825 East Madison St	271-02417-0000	\$44,592.98	126 - Roofs
26-0026-22-271	Platteville	03/03/26	Jeff Klinginsmith	1230 Sunset Dr	271-02838-0000	\$11,400.00	131 - Electrical Only

Permit Number	Municipality	Date	Property Owner	Property Address	Parcel #	Est Cost	Census Code
26-0025-22-271	Platteville	03/01/26	Southwest Health	1400 Eastside Rd	271031020000		323 - Hospitals And Lnstitu
26-0024-22-271	Platteville	03/01/26	Empowerment Counseling	1250 N Water St	271004920000	\$335,100.00	328 - Other Non-residentia
26-0023-22-271	Platteville	02/23/26	New Horizon Academy Child Care Center	1255 Performance Drive	Na	\$272,000.00	326 - Schools And Other E
26-0022-22-271	Platteville	02/23/26	Dan Rohrbach Southwest Health	1255 Performance Drive	271-03116-0010	\$63,185.00	320 - Industrial
26-0021-22-271	Platteville	02/20/26	Joseph Bodden	1010 Cadillac Dr	271014470265	\$9,943.00	434 - Residential Additions Alterations
26-0020-22-271	Platteville	02/17/26	Adam Arians	1187 E Business Hwy 151	271-00387-0000	\$90,000.00	328 - Other Non-residentia
26-0019-22-271	Platteville	02/17/26	Tracy Klein	460 Sowden Street	271010480000	\$9,000.00	126 - Roofs
26-0018-22-271	Platteville	02/17/26	Dennis & Jane Kueter	765 E Madison Street	271-02413-0000	\$10,726.64	125 - Siding
26-0017-22-271	Platteville	02/17/26	Jeff Haas	755 Grant Street	271-02399-0000	\$16,868.00	126 - Roofs
26-0016-22-271	Platteville	02/17/26	Marshall Anderson	270 E. Madison Street	271-01058-0000	\$10,893.00	434 - Residential Additions Alterations
26-0015-22-271	Platteville	02/17/26	Eric Reinicke	360 W Mineral	271-00753-0000	\$19,040.00	126 - Roofs
26-0014-22-271	Platteville	02/17/26	Brayden Dailey	725 Siemers St	271027170000	\$1,400.00	434 - Residential Additions Alterations
26-0013-22-271	Platteville	02/10/26	Southwest Health C/o Dan Rohrbach	1400 East Side Road	271-03102-0000	\$99,278.00	323 - Hospitals And Lnstitu
26-0012-22-271	Platteville	02/10/26	Delta 3 Engineering	875 S. Chestnut St	271-02771-0020	\$210,000.00	320 - Industrial
26-0011-22-271	Platteville	02/10/26	Andy Kruser	445 North Court	271-01276-0000	\$150,000.00	101 - Single Family House: Exclude Mobile Homes
26-0010-22-271	Platteville	02/10/26	Tyler Beers	155 Center Street	271-02970-0000	\$19,668.35	125 - Siding
26-0009-22-271	Platteville	02/06/26	Joe Kopp	1150 Cadillac Drive	271009330040	\$21,000.00	434 - Residential Additions Alterations
26-0008-22-271	Platteville	02/03/26	Matthew Osterholz	1050 Reddy Drive	271-01447-0225	\$550,000.00	101 - Single Family House: Exclude Mobile Homes
26-0006-22-271	Platteville	01/13/26	John-paul Butcher	65 Sylvia Street	271-00512-0000	\$20,000.00	434 - Residential Additions Alterations
26-0005-22-271	Platteville	01/13/26	Ryan Seichter	250 East Mineral St	271-01118-0000	\$22,254.80	126 - Roofs
26-0004-22-271	Platteville	01/13/26	Oakbrook Corp	85 South Oak St	271-00299-0000	\$798,368.84	126 - Roofs
26-0003-22-271	Platteville	01/13/26	Shaun Stecklein	210 E Cedar Street	271-01167-0000	\$27,851.81	126 - Roofs

Permit Number	Municipality	Date	Property Owner	Property Address	Parcel #	Est Cost	Census Code
26-0002-22-271	Platteville	01/27/26	Bidhan Chandra Roy	1035 Manoj Drive	271-01447-0055	\$80,000.00	434 - Residential Additions Alterations
26-0001-22-271	Platteville	01/02/26	H&mstead Properties C/o Hervey Trejo	95 E. Alden Ave.	271-01668-0000	\$850.00	434 - Residential Additions Alterations

# AFFORDABLE HOME IMPROVEMENT ASSISTANCE PROGRAM

## APPROVED PROJECTS

Property Address	Year Built	Approved Grant Amount	Approved Loan Amount	Total Approved Funds	Total Payments	Funds Remaining	Project Status	Loan Payment Start Date	Loan Payment End Date	Payment Amount
360 E. Lewis Street	1861	\$ 10,000.00	\$ 25,000.00	\$ 35,000.00	\$ 35,000.00	\$ -	Complete	Jul-22	Jun-27	\$ 416.67
175 Jewett Street	1900	\$ 10,000.00	\$ -	\$ 10,000.00	\$ 10,000.00	\$ -	Complete			
921 E. Madison Street	1910	\$ 10,000.00	\$ -	\$ 10,000.00	\$ 10,000.00	\$ -	Complete			
620 Lancaster Street	1900	\$ 10,000.00	\$ -	\$ 10,000.00	\$ 10,000.00	\$ -	Complete			
65 Sylvia Street	1870	\$ 10,000.00	\$ 25,000.00	\$ 35,000.00	\$ 29,686.27	\$ -	Complete*	Dec-22	Nov-26	\$ 278.00
655 Camp Street	1880	\$ 10,000.00	\$ -	\$ 10,000.00	\$ 6,857.45	\$ 3,142.55	Ongoing			
795 Broadway	1902	\$ 10,000.00	\$ 20,000.00	\$ 30,000.00	\$ 27,000.00	\$ -	Complete*		Paid	
415 W. Cedar Street	1925	\$ 10,000.00	\$ -	\$ 10,000.00	\$ 10,000.00	\$ -	Complete			
110 Jewett Street	1900	\$ 10,000.00	\$ 25,000.00	\$ 35,000.00	\$ 35,000.00	\$ -	Complete	Jul-23	Jun-28	\$ 416.67
515 Lancaster Street	1910	\$ 10,000.00	\$ 25,000.00	\$ 35,000.00	\$ 20,041.15	\$ -	Complete*	Jul-24	Mar-29	\$ 167.36
230 W. Adams Street	1905	\$ 10,000.00	\$ -	\$ 10,000.00	\$ 10,000.00	\$ -	Complete			
420 Market Street	1890	\$ 10,000.00	\$ 25,000.00	\$ 35,000.00	\$ 35,000.00	\$ -	Complete	Sep-24	Aug-29	\$ 416.67
760 Siemers Street	1946	\$ -	\$ 25,000.00	\$ 25,000.00	\$ 25,000.00	\$ -	Complete	Apr-25	Apr-30	\$ 416.67
250 Elmer Street	1900	\$ 10,000.00	\$ -	\$ 10,000.00	\$ 10,000.00	\$ -	Complete			
450 Rountree Avenue	1900	\$ 10,000.00	\$ -	\$ 10,000.00	\$ -	\$ 10,000.00	Ongoing			
<b>Total</b>				<b>\$ 310,000.00</b>	<b>\$ 273,584.87</b>	<b>\$ 13,142.55</b>				

\* Not all the approved funds were used.

TID 4 Transfer Housing Funds	\$ 236,197.00
WHEDA Foundation Housing Grant	\$ 25,000.00
Additional Budget Funds	\$ 100,000.00
Total Funds Paid	\$ (273,584.87)
Total Awarded Funds Remaining To Be Paid	\$ (13,142.55)
Attorney Expenses	\$ (8,465.46)
Administrative Fees	\$ (677.00)
Loan Payments Made	\$ 80,603.83
<b>Funds Available to Lend/Grant</b>	<b>\$ 145,930.95</b>

# DEPARTMENT PROGRESS REPORT

Fire Department

March 2026



## ACCOMPLISHMENTS

- Call Response - The fire department responded to 19 incidents in March. FD response summary is as follows:  
Fires..... 7  
Vehicle Crashes..... 1  
Gas Odor/CO Alarms..... 5  
Alarm System Activation..... 5  
EMS Lift Assist..... 0  
Other ..... 1

- Fire Station Project Update – Majority of the storm water piping has been installed, Owen’s Excavating has started to work on the South side of the property to finish up the entire site. They will be working to complete the storm piping and work on the retention pond and site grading over the next month.

The exterior of the building has been washed with a vinegar-based solution to remove the grit left behind after masonry work is completed. All roofing is complete and only some soffit, fascia and gutters at the main entrance and training tower need to be completed. Concrete at the doorway stoops will be poured the week of April 6<sup>th</sup> followed by garage door aprons. The exterior doors will be installed during the month of April/May upon all the door stoops being completed.

Tile work in the warming kitchen, bathrooms, and showers will begin in April and is anticipated to be completed by the end of the month. Ceiling grid is completed throughout the building and ceiling tiles will be installed following an above ceiling inspection by the state building inspector on April 16<sup>th</sup>.

Epoxy flooring in the decon area will start the first week of April and will take approximately 2 weeks to complete. Overhead plumbing, pipe insulation, and all above ceiling mechanicals completed in the admin portion of the building and subcontractors will be moving into the apparatus bays to complete work there.

Cabinets, casework, lockers and gear laundry equipment is scheduled to begin at the end of April once the epoxy flooring is completed and fully cured.

We continue to be pleased with the progress being made and Kraemer Brothers anticipates the building being substantially completed by August 2026 allowing the fire department to begin moving in August/September 2026 with a grand opening and open house planned to occur on Monday, October 5, 2026.

- Operations – We are busy do inspections for the new food truck license program and liquor licenses. These have been going well and have found minor code violations. We have also begun our annual hose testing. We are required to pressure test every section of fire hose that we have on an annual basis. This takes approximately 5 weeks to complete the testing of our nearly 20,000 ft of fire hose.

### **MAJOR OBJECTIVES FOR THE COMING MONTH**

- Fire Facility Construction – We will continue to work with our Construction Manager, Architect, and various subcontractors as work continues on the new fire facility.
- Hail Damage – We will continue to work with the City’s insurance, adjusters, vendors, and city staff to finalize hail damage claims and necessary repairs.

### **PUBLIC INFORMATION ITEMS**

- Nothing at this time.

### **THINGS THAT NEED ATTENTION (City Manager/City Council)**

- Nothing at this time.

### **COMMITTEE REPORT**

- Next meeting of the PFC is scheduled for Tuesday, April 14, 2026 at 5:00pm in the Police Department Training Room.

# Platteville Public Library

## Director's Report

March 3, 2026

### LIBRARY NEWS

- The Platteville Public Library, University of Wisconsin-Platteville, and the Platteville School District are pleased to announce an upcoming author visit by [Angeline Boulley](#). This New York Times Bestselling author will lead a book discussion with students at PHS on the afternoon of March 24, followed by a community/campus event at 7 pm in the Nohr Gallery. Copies of "The Firekeeper's Daughter" will be available to students and community members soon. We would like to thank Platteville community member Valerie Gill-Mast for facilitating this opportunity.
- The Platteville Public Library recently received a \$10,000 donation from the Carnegie Corporation of New York. Public Libraries that originated as Carnegie Libraries across America will each receive \$10,000 to commemorate the 250th anniversary of the signing of the Declaration of Independence.
- The Gies Foundation recently committed to contributing funds to support our youth Summer Library Program kick-off. This is the 3rd year in a row that the Gies Foundation has donated to our Summer Library Program, and we appreciate their support.

### PERSONNEL UPDATES AND STAFF DEVELOPMENT

- The Library closed on Monday, February 16, for a staff in-service. I/T Director Luke provided a technology refresher and updated staff on upcoming technology goals.
- Business Manager Cheryl Philipps announced her retirement, effective June 2, 2026. We are grateful for her nearly 20 years of service and wish her the best in her future. She is scheduled as a 30-hour/week position, with occasional night and weekend shifts. We will re-hire the position at 20 hours per week, and will likely not include regular desk shifts.
- The Library and Museum proposed a shared full-time custodian position to improve staffing stability and building maintenance. Interim City Manager Rohloff approved the proposal with several conditions, indicating that this may not be a permanent position beyond the incumbent's tenure. Discussions are now focused on how the position will be funded, with Finance recommending that Library and Museum funds be transferred from their operating budgets to the Facilities budget. Library and Museum Directors share concerns about this and have requested billing for services to ensure the currently allocated custodial staffing funds are not permanently reduced from our budgets. No final budget structure has been approved; the Library Board will need to take action once a financial plan has been determined.
- Library staff attended the following continuing education workshops/trainings in February:
  - 2/12 Karina - WPLC Digital Steering Committee
  - 2/18 Therese - WLA Leadership Development Institute: Relational Networking
  - 2/25 Natalie- RISE Programming- Wild Wisconsin Winter Webinars
  - 2/25 Jessie- Responding to ICE at the Library: Real World Approaches webinar
  - 2/26 Jessie and Blair- Branding Blueprints

### TECHNOLOGY, BUILDING, AND GROUNDS

- The 1st floor carpets were cleaned during the staff in-service on February 16. Thanks to our custodial team of Shannon, Tim, John, and the weekend/sub team of Will, Gerard, and Nick for ensuring the process ran smoothly.
- I/T Manager Luke worked on the following projects:

- Modified a teen computer to serve as a large print computer, per patron request. In addition to the larger front sizes and screen contrast, there is an accessible mouse and additional accessibility shortcuts to access Windows settings for vision, hearing, and interaction.
- Updated the automatic power schedule for the self-checkout computers
- Repaired a hearing loop issue, then tested all Community Room audio devices with the hearing loop
- Consulted on language translation technology, we are currently researching the pros and cons of using Google Translate or PocketTalk
- Removed and decommissioned the Library Director printer that was beyond repair
- Met with members of the Hearing Loss Association to ensure their technology was working for their upcoming meeting
- Recently, staff and patrons noticed that they were unable to access Facebook on Library computers. Our firewall and botnet filter made portions of Facebook temporarily inaccessible due to a detected botnet within their network. Luke monitored Facebook to see if they would resolve the issue within 24 hours, but since they did not, he added a temporary policy to allow access and monitored to ensure this did not cause any harm to our network.

## SOUTHWEST WISCONSIN LIBRARY SYSTEM

- SWLS will host a Friends and Foundation training on March 17 at SWLS headquarters in Fennimore. The session is designed to help volunteers understand the legal requirements, purposes, and unique benefits of different financial support structures. Deadline to register is Friday, March 13th.
- All member libraries submitted their annual reports to DPI, thanks to the support of SWLS staff. Director Lee-Jones utilized the annual report office hours to meet with Melissa Aro, the data analyst for DPI, to discuss changes in how we report Library Board funds.
- SWLS Access to Gale Courses and Udemy will end on March 27th. These online resources were underutilized by patrons and staff, and thus, funds will be reallocated to more popular resources.

## LIBRARY FOUNDATION

- The Library Foundation Board will welcome two new members in March. Amanda Zasada and Danielle Steder both bring a wealth of relevant volunteer and professional experiences.
- Loud @ the Library 2026 will take place on Saturday, April 11, 2026 from 6pm-10pm. The Foundation has been busy seeking sponsorships, securing food and beverage partners, and drafting marketing materials. Please be aware of the following details:
  - Musician Sam Ness will serve as the headliner, along with an opening act by Amber and Darin
  - Meal will be provided by Los Amigos
  - Beer will be donated by 7 Hills North, and wine will be donated by 1906
  - Seeking Board/Foundation members to volunteer on the night of. A volunteer sign-up will be distributed as the event date nears.

## LIBRARY USAGE BY MONTH

2026	Room Reservations	Circulation	New cardholders	Visitors
January	214	6,819	60	6,304
February	245	8,448	49	5,826
March				

## PATRON SERVICES ACTIVITY

Karina Zidon, Nancy Sagehorn, Teckla Holmes, Therese O’Gara Jung, Cory Nickels, Blair Kott, Bailey Watson

Programs	Community outreach, partnerships, volunteers
2/02 Silent Book Club - 2 2/03 Monthly morning book chat - 4 2/11 Make it midweek: woven coasters - 5 2/14 D&D - 4 2/17 Evening book club: The Serviceberry - 9 2/19 Morning book club: The Serviceberry - 4 2/26 Tech Talks: Social Media Literacy - 1	Lou Ann Blackburn - Shelfreading, book display Scott Holmes - D&D program Ann Kroncke - Shelfreading Grace Kronick - Cleaning public computers/keyboards Amanda Mohawk - Overdues, inventory Kiana T - Tiny Art display prep, organizing toddler books and DVDs Zoe X - Shelfreading
Self-directed activities	Volunteer hours: 30  Therese, Teckla - planning meeting with Andrew Woodard (Huff Family Innovative Center)
2/01 Tiny art kits distributed - 145 2/07 Tiny art kits returned - 51	

## YOUTH SERVICES ACTIVITY

Erin Isabell, Maggie Bahn Denowski, Natalie Langmeier, Kecia King

Programs	Community outreach, partnerships, volunteers
2/5 UWP faculty forum 9 2/7 Teen dessert kabobs 11 2/9 Kids book club 5 2/11 Teen anime club 7 2/12 Kids book club 5 2/18 Musical storytime 59 2/18 HG&D class visit 27 2/19 HG&D class visit 27 2/21 No sew heart pillow 32 2/24 Teen book chat 6 2/25 Storytime 37	UWP Professor Rickles- HG&D Imagination Station- kitchen for Let’s Pretend
	Self-directed activities
	Let’s Pretend Restaurant 173 2/27 Playtime 22 Find the frog 149 Sticker mosaic (not counted) Launchpad tablet (not counted) Financial literacy tablet 0 Sensory toolbox use 0 Bulletin board hearts 44 Coloring table- frog 165 Who is better- DC or Marvel (teen) 8 Early literacy calendars 3 Winter read (Jan/Feb) youth participants 59



## City of Platteville Museum Department Progress Report Prepared April 3, 2026

### ACCOMPLISHMENTS

#### Attendance, Education, and Programs

- March 2026 general public attendance was 168.  
**Total general public attendance to-date in 2026 is 268.**
  - March 2025 numbers were 44 and the total attendance to date was 111.
- March School Group attendance was 0 students and 0 teacher/chaperones  
**Total School Group attendance to-date in 2026 is 93**
  - March 2025 numbers were 0.

#### Earned Income Revenue – City of Platteville Museum Department

- Museum net total income revenue: \$1,923.33 year to date of the annual budget of \$59,250.
- Museum store sales year to date: \$188.80 of \$14,000.
- Tour admission year to date: \$30.00 of \$37,250.
- Program revenues year to date: \$1,714.53 of \$8,000.

#### Operations

- Director Grabhorn reached out to the Dubuque Miners Football Organization to enquire about partnerships.
- Director Grabhorn continued conversations with the Galena Shakespeare Festival about partnerships or space usage.
- Museum staff contacted local fraternities with volunteer opportunities. Sigma Tau Gamma and Sigma Pi have agreed to help with moving large items and cleaning our garden spaces.
- Director Grabhorn drafted a PCF application and continues to work on it for the April 15 deadline.
- Director Grabhorn and Collections Manager Grev continue their work with Dr. Eugene Tesdahl and three UW-Platteville students to plan for a new exhibit display that will open on May 11.
- Museum staff continue to create our marketing materials for our “Know Your Museum Campaign.” In March we focused on the actions we take to care for our collections.
- Director Grabhorn and Administrative Specialist Summer Hamille assisted the Friends with their fundraising events.

#### Programming

- Education Manger Grev Prepped for school groups. All guides are trained and ready.
- Museum staff finished the winter speaker series with a large turnout for the last talk: 59. The total attendance for our four-person speaker series was 136.
- Visitor Services Specialist Kendall Miller welcomed a group of university students for a mine tour. 30 students attended.
- Education Manager Grev participated in Neal Wilkins’ “Exploration Night” and brought old toys and games for families to play with.

#### Buildings and Ground

- Director Grabhorn shared efforts with other city staff to join existing budget funding to create a full-time custodial/facilities tech position that will provide a sustainable answer to our numerous long term maintenance needs. The employee for this position will start working at the museum on April 3.
- Director Grabhorn ordered gasoline for the 1931 Whitcomb Locomotive and Museum staff trained on the spring maintenance tasks for our 1931 Whitcomb Locomotive.
- One Hanmer Robbins Building window damaged by the hailstorm has been replaced with a new windowpane and three others will be replaced in April.
- A furnace fan in Hanmer Robbins was replaced because the fan was seized.

## **Collections**

- Cataloging and Registration
  - Total items cataloged this month: 114
  - Total items cataloged this year (2026): 351
  - Total cataloged since the start of cataloging in PastPerfect (since 2016): 16,012. This is 44% of our roughly 36,000-piece collection.
  - If we are able to continue at the pace of 2025, we may be able to reach 23,000 items cataloged by the end of 2029. This would make it a 9-year project finishing in 2035.
- Collections Care Projects
  - Moved objects from the attic to the Rock School
  - Worked with Emma Larsen to return Timbering Miner into the mine
  - Assisted with museum events

## **Museum Volunteers**

- 10 volunteers worked 55 volunteer hours for the month.

## **MAJOR OBJECTIVES FOR THE COMING MONTH**

- Operations
  - Staff will create marketing materials for April's theme of Museum Events. This is part of our new "Know Your Museum" marketing campaign for 2026 that highlights different themes each month of the year. I.E. "What is in our collections and how do we care for it?" "School Field Trips and how we are expanding our reach" and more mundane topics such as "What is a collections policy and why is it important?"
  - Museum staff will continue to work on the attic project. We have moved roughly 40% of the items out of the attic in preparation for the insulation project. We will need to move an additional 10% in April to ensure that we are ready for the insulation stage in May or early June.
  - Director Grabhorn will submit the Platteville Community Fund Grant application.
- Programs
  - Museum staff will begin welcoming local students to the museum for field trips. In April and May of 2026, we plan to welcome more than 1,200 students.
  - Museum staff will begin promoting Community Free Day.
  - Museum staff will continue working on logistics for and promotion of a Community Conversations event focused on America's 250<sup>th</sup> anniversary.
- Collections:
  - Collections Specialist Christina Grev will aim to catalog 100 items this month. This is a part of our 5-year strategic plan.

- Buildings and Grounds
  - Director Grabhorn and the entire museum staff will work with our new facilities technician to bring them up to speed on reoccurring maintenance projects as well as exhibit projects and needs.

## **PUBLIC INFORMATION ITEMS**

### **Museum Hours:**

- The Museum is open from May 1 to October 31 from 10:00 – 5:00 PM every Wednesday, Thursday, Friday, Saturday and Sunday. We offer guided tours on regular days of operation at 10:30 a.m., 12:00 p.m., 1:30 p.m., and 3:00 p.m. See [www.mining.jamison.museum/programs](http://www.mining.jamison.museum/programs) for information and registration.

**Upcoming Events** (See [www.mining.jamison.museum/programs/](http://www.mining.jamison.museum/programs/) for more information and to register):

**Tour season starts – May 1, 2026**

**Community Free Day – May 2, 2026**

### **General Information:**

#### **MISSION**

Our mission is to uncover, preserve, and share the diverse cultural history of the Upper Mississippi Valley Lead and Zinc Mining District. We offer educational experiences that inform and inspire by telling the region's rich stories.

#### **VISION**

We will expand our impact and inspire excitement in all of our audiences.

**City of Platteville**  
**DEPARTMENT PROGRESS REPORT**  
**Parks & Recreation**  
**Period Ending: March 2026**

**ACCOMPLISHMENTS**

- Attended the Understanding AI Forum for Local Governments hosted by UW-Extension.
- Received recognition as a Tree City USA by the Arbor Day Foundation for the 18th consecutive year.
- Prepared and presented Staff Note to Council on research related to Committees, Boards, and Commissions governance.
- Worked with Director Crowfoot on Mound View Trail improvements DNR Grant.
- Reviewed 2025 CIP projects and their associated budgets.
- Updated Broske policy book after identifying the online version was outdated.
- Coordinated donation voucher opportunities with school representative (one camping site and one outdoor rental).
- Prepared departmental contribution list for Dairy Days; attended Dairy Days and ICI meetings.
- Working with PCT and Tri-State Home School on a Memorandum of Agreement regarding use and policy for City Theatre.
- Checked on Broske throughout the month; confirmed trim installation progress and quality.

**Aquatic Center**

- Contractor/owner progress meetings continued every other week with the CMAR and Epic LLC throughout March.
- Construction milestones achieved: bathhouse electrical complete, floor drains installed, mechanical room electrical continuing, all pool deck structural footings complete, deck pours ongoing, drains installed, and pool vessel prep nearing completion.
- Roofing completed on the bath house and concession stand; mechanics house roofing underway with soffit/fascia to follow.
- Men's room floors in the bath house replaced; final section pending delivery of shower collars.
- Sylvia Street fence removed; new poles installed and temporary safety fencing placed.
- Pool house main piping complete; aquatics piping ongoing; downspouts connected to storm system; abandoned exterior plumbing capped.
- Light pole conduit complete; pool house electrical upgrades finished; mechanics house drive system in progress; concession lighting change order forthcoming.
- Donor wall/sign and data service coordination for the concession building underway.
- All construction remains on target for scheduled completion date.
- Ordered and finalized pool supplies and equipment, including management of tax-exempt documentation.
- Began Activenet POS setup and scheduled training; discussed finance access for reporting improvements.
- Coordinated MiPay training and worked with Netux on pool PC setup.
- Contacted Pepsi to initiate the 2026 vending contract; finalized paperwork for the upcoming season.
- Collaborated with Lancaster' Pool Manager to plan a co-op summer swim program, including meet hosting and staff development.
- Continued planning for high-speed wired internet at both aquatic facilities;
- Ongoing meetings with Splash on pool amenities, equipment alternates, and concession equipment needs.

**Senior Center**

- Continued increase in euchre attendance throughout the month.

- Preparations for April 1st bus trip underway and nearly complete.
- Staff continuing intergenerational activity planning with the school district for April.
- Two day trips planned and nearly full for April, October, and December.

### **MAJOR OBJECTIVES FOR THE COMING MONTH**

- Continue working with Epic LLC and CMAR on pool construction toward completion.
- Finalize and execute pool staff certification courses with UW-Platteville.
- Continue work on Activenet POS and MiPay systems in preparation for pool opening.
- Continue working with ICI on pool amenity purchases.
- Continue land acquisition work for the PCA trails and DNR grant.
- Continue work on Ordinance changes for Committees, Boards, and Commissions.
- Open spring outdoor programs and coordinate field scheduling with PYDS and Special Olympics.

### **COMMITTEE REPORTS**

Parks, Forestry & Recreation Committee: The next meeting will be at 5 p.m. April 20, 2026.

**City of Platteville**

**DEPARTMENT PROGRESS REPORT**

**Police Department**

**Week Ending: Tuesday March 31<sup>st</sup>.**

**ACCOMPLISHMENTS**

- Mudfest, the annual rugby tournament that takes place on campus, was held on Marh 28th. There were no issues with the rugby event itself. The Mudfest tournament has also become a large party which primarily takes place in the Mineral, Market, Cedar, Hickory, and Washington Street area of the City. Thousands of young people attended. 76 citations were issued for various offenses, including underage consumption, open intoxicants, and public urination.
- Racom communications was onsite to begin the reprogramming of our portable and squad radios, which is needed as the Grant County radio upgrade project comes online. This project will take several weeks to complete. All radios that accept the new AES digital system have been upgraded. The dispatch center will be completed by mid April.
- Two of our officers, Jarad Bartelt and Kevin Murphy, welcomed baby daughters into the world on March 28th, 59 minutes apart from each other. Both babies and their mothers are doing very well.
- With our CRO Officer Bartelt being on family leave, we are covering the schools with officers on shift until his return in May.
- Our newest hire, Ryan Kueter, has completed Phase 2 of the police academy. He was elected as co-president of his academy class. He is on track to graduate on May 15<sup>th</sup>.

**MAJOR OBJECTIVES FOR THE COMING MONTH.**

- We are beginning the process of re-examining the promotion process in general and will have discussions with the PFC during the March 3rd meeting
- The policy manual for the department continues to be updated. This is required every 3 years as dictated by accreditation.
- A part time dispatcher resigned. We are in the process of restructuring our dispatch staff to 5 full time employees, from the 4 full and two part time dispatchers that we had traditionally employed. Doing this eliminates the need to hire an additional part time dispatcher but maintains adequate coverage, as we prepare for the final report from the dispatch study that is examining consolidation with Grant County. That report is expected to be delivered on April 15th. We will begin this process on April 12<sup>th</sup>.
- Our employees have begun their annual mental health wellness checks with HealthyMinds LLC. This initiative is designed to assess each employee's mental health and provide them with support in our profession.

- Matrix dispatch study is continuing, A final report will be April 15th. A final report synopsis will be provide to the entire council at a meeting in May.

### **PUBLIC INFORMATION ITEMS**

Nothing at this time.

### **THINGS THAT NEED ATTENTION (City Manager/City Council)**

Nothing at this time.

### **COMMITTEE REPORT**

- The PFC meet on March 3rd and reviewed monthly updates from the fire department and the police department. The next meeting is April 14th.

**City of Platteville**  
**DEPARTMENT PROGRESS REPORT**  
**Department of Public Works**  
**Howard B. Crofoot, P.E.**

**Period Ending: April 8, 2026**

**ACCOMPLISHMENTS**

- Continued LSL replacements. The one property that had been turned off due to non-compliance has had the lead removed and is now in compliance. There are 12 known LSL remaining in Platteville. Of these, 5 are disconnected by owners' choice, 4 have reserved funds and are anticipating completion in spring. The remaining 3 have plumber commitments, but the paperwork has not been submitted yet to reserve the funding. We have had one that reserved funds last winter get the work done so far this spring.
- Awarded Sidewalk Repair contract
- Awarded the Knoll Wood Way Water Main replacement contract
- Opened bids for Thin Overlays to be presented to the Common Council for Information & Discussion on April 14.
- Opened bids for Contract 13-26 Rountree Branch Streambank Repair and begun the process of potentially adding additional locations.
- Conducted a work session on East Main Street with virtual attendance by four subject matter experts to discuss the overall project, the inspection results of 230 E. Main and speak about the rules regarding real estate and relocation.
- Submitted a grant request for 90/10 replacement of traffic signals at Chestnut & Main. If awarded, it would be designed in 2027 with replacement in 2029 or 2030.

**MAJOR OBJECTIVES FOR THE COMING MONTH**

- Continue LSL removals.
- Work with Insurance for hailstorm claims.
- Coordinate with WisDOT for STH 81 mill and overlay from Mineral St to Ridge Ave and STH 80-81 pavement replacement on Water St from Bus 151 to Pine Street in 2033.

**PUBLIC INFORMATION ITEMS**

**THINGS THAT NEED ATTENTION (City Manager/City Council)**

- Contract 1-26 Jefferson St Reconstruction (Cedar to Lewis) – Info 3/24, Action 4/14 - DELAYED
- Contract 13-26 Rountree Branch Streambank Repair – Bid Opening on March 18, Info 3/24, Action 4/14

**COMMITTEE REPORTS**

## **Project Update**

**04/08/2026**

**Lead Service Lines (LSL):** As of July 1, there was only one property that was disconnected for failure to remove an LSL or get under contract with a plumber for replacement. There were 5 other properties that still have LSL, are not under contract, but were previously disconnected for non-payment. One was replaced in spring 2026. There are 12 known LSL remaining in Platteville.

### **2024 Projects**

**Mound View Trail Connector Phase 1:** The DOT has awarded the City a grant for about \$407,000 for Phase 1 of the Mound View Trail Connector project. DNR awarded about \$131,000 toward the project. The City budgeted \$30,000 in 2024 for half the design costs and the two grants would pay the rest of the approximate \$568,000 cost of the project. Phase 1 will pave and light the current gravel trail from the PCA paved trail by the bridge behind J&N Stone and extend north to Mitchell Hollow Road. Delta 3 has submitted the 60% design plans to DOT and DNR for review. Due to difficulties with WisDOT, the project has been pushed back where it cannot be bid before July 1, 2026.

### **2025 Projects**

**Standalone Intelligent Transportation System (ITS) State Program (SISP) – Design 2025-2026/Construction 2027-2028:** The City received the signed State-Municipality Agreement to authorize design work to begin after July 1, 2025. This is to replace/upgrade the traffic signals at Pine & Water. It is a 90/10 grant for design and construction (up to a maximum), but no grant funding for real estate. The contract with the design firm Traffic Analysis and Design, Inc. (TADI) has been signed. They began survey work in September. Staff have received the final design documents for the 2028 bidding.

### **2026 Projects**

**Knoll Wood Way Water Main Replacement:** This project will replace water main only between Highway 80 and the newer section just past Hillcrest Circle. There was a Public Information Meeting at 6:00 PM on January 14, 2026 in the Common Council Chambers. Three residents from the project area and two Council members attended the meeting. The project was awarded to Temperley Excavating. They will likely do the project in late summer.

**Jefferson Street Reconstruction:** This project will be a full reconstruction to include water main, sanitary sewer, storm sewer, street, curb & gutter and sidewalk on Jefferson Street between Cedar and Lewis Street. There was a Public Information Meeting at 6:00 PM on January 22, 2026 in the Common Council Chambers. Two residents from the project area attended and one citizen members of the Community Safe Routes Committee attended the meeting. Bid Opening has been postponed pending resolution of the East Main Street projects.

**2026 Sidewalk Repair Contract:** This project will repair damaged sidewalk sections. The contract was awarded to Augelli Concrete.

### **2027 Projects**

**Henry Street Reconstruction:** The design is due to DOT in August 2026 with construction in 2027. There was a Public Involvement Meeting at 6:00 PM on January 6, 2026 in the Common Council Chambers. Three residents from the project area attended, two Council members and two citizen members of the Community Safe Routes Committee attended the meeting. Nobody affected by the possible alternate sidewalk on N. Court Street attended the meeting. Consensus from the Community Safe Routes Committee is to keep the sidewalk on Henry Street and not on N. Court Street. The Committee wants to look at options to save the healthy tree at the crossing to Smith Park.

**East Main Street Reconstruction – 2028:** Jewell Associates is continuing design and conducted the 30% design review with WisDOT. To continue progress, Jewell Associates is continuing toward 60% design. There was a meeting to discuss real estate acquisition between Jewell and WisDOT on October 7, 2025. There is a request submitted to the DOT to push construction to 2028. Jewell Associates is conducting a structural evaluation of 230 E. Main Street. The report is due at the end of March. The lead contamination is localized to the area by the former gas stations near Water Street. Based on similar projects, the budget can be expected to be around \$200,000. Staff plans to present the results of the structural inspection and have experts available via Zoom to discuss Real Estate and Relocation payments in April.

### **Future Projects**

The City has approved an agreement with WisDOT to start design work in 2025 for rehabilitation only of Highway 80/81 (Water Street) from Business 151 to Pine Street and mill & overlay of Highway 81 (Chestnut – Adams – Lancaster) asphalt portions. Construction in 2033. No action yet.

The City has the opportunity to compete for Local Small Structure Improvement Program (LSSIP) funding on a reimbursement basis 90/10 for a culvert greater than 6 feet and less than 20 feet wide rated “4” or less by the DOT contracted inspectors. There is only \$30 million allocated statewide, so it will not be easy to get funding. We have one rated “3” – under the intersection of Pine & Water and two that are rated “4” – under Camp Street by Eastman and under Mineral Street east of Water Street. We can only submit two for consideration. We are confirming whether this funding can be delayed to coincide with the 2033 Water Street project so there is a combined project. The Pine-Water Street project and the Camp Street project will be submitted before the grant deadline of May 1.

The City has the opportunity to compete for another SISP project. We submitted a grant request by April 1 for replacement of the Chestnut & Main intersection signals. If awarded, it would be designed in 2028 and constructed in 2030.



## 2026 Shuttle Bus Riders

	UW-P 2026	% change UWP (2025-2026)	Under 18 *Excludes 5 & Under	Adult	over 65	Disabled	Total	% change (25-26)	Total Expense	Subsidy	Bus Fares	Total Hours	Transfers	Bus Passes Sold (months paid)	BUS PASSES USED	AGE 5 & UNDER			
January	1595	24.5%	0	0	0	0	1595	24.4%	\$ 4,500.00	\$ 4,500.00	\$ -	50.0	0	0	0	0			
February	5661	-0.8%	0	0	0	0	5661	-1.0%	\$ 18,000.00	\$ 18,000.00	\$ -	200.0	0	0	0	0			
March	4736	5.5%	0	0	0	0	4736	5.1%	\$ 15,300.00	\$ 15,300.00	\$ -	170.0	0	0	0	0			
April	0	-100.0%	0	0	0	0	0	-100.0%	\$ -	\$ -	\$ -	0.0	0	0	0	0			
May	0	-100.0%	0	0	0	0	0	-100.0%	\$ -	\$ -	\$ -	0.0	0	0	0	0			
June	0	#DIV/0!	0	0	0	0	0	#DIV/0!	\$ -	\$ -	\$ -	0.0	0	0	0	0			
July	0	#DIV/0!	0	0	0	0	0	#DIV/0!	\$ -	\$ -	\$ -	0.0	0	0	0	0			
August	0	#DIV/0!	0	0	0	0	0	#DIV/0!	\$ -	\$ -	\$ -	0.0	0	0	0	0			
September	0	-100.0%	0	0	0	0	0	-100.0%	\$ -	\$ -	\$ -	0.0	0	0	0	0			
October	0	-100.0%	0	0	0	0	0	-100.0%	\$ -	\$ -	\$ -	0.0	0	0	0	0			
November	0	-100.0%	0	0	0	0	0	-100.0%	\$ -	\$ -	\$ -	0.0	0	0	0	0			
December	0	-100.0%	0	0	0	0	0	-100.0%	\$ -	\$ -	\$ -	0.0	0	0	0	0			
<b>TOTALS</b>	<b>11,992</b>		<b>0</b>	<b>0</b>	<b>0</b>	<b>0</b>	<b>11992</b>		<b>\$ 37,800.00</b>	<b>\$ 37,800.00</b>	<b>\$ -</b>	<b>420.0</b>	<b>0</b>	<b>0</b>	<b>0</b>	<b>0</b>			
<b>PERCENTAGE</b>	<b>100.00%</b>		<b>0.00%</b>	<b>0.00%</b>	<b>0.00%</b>	<b>0.00%</b>	<b>100.00%</b>		<b>100.00%</b>	<b>100.00%</b>	<b>0.00%</b>								

Total Hours	420.0		Collected Fares	\$ -	Cost/Rider	\$ 3.15
			Bus Pass Revenue	0.00	State Subsidy	\$ 0.52
			Total Revenues	\$ -	Federal Subsidy	\$ 1.58
					City Subsidy	\$ -
					UW-P Subsidy	\$ 1.05
					Subsidy/rider	\$ 3.15
					Avg Cost Covered by Fares/Passes	\$ -
					Total Cost Covered by Fares/Passes	\$ -
Total Transfers	0					
Updated	04-07-26					

Annual Comparisons					
	2023	2024	2025	2026 YTD	% Diff 25-26
<b>Hours</b>	5442.75	5620.50	1534.00	420.0	-72.62%
Cost	\$ 346,812.03	\$ 358,138.54	\$ 138,060.00	\$ 37,800.00	-72.62%
Subsidy	\$ 345,330.03	\$ 357,006.54	\$ 138,052.00	\$ 37,800.00	-72.62%
Bus Fares	\$ 1,482.00	\$ 1,152.00	\$ 8.00	\$ -	-100.00%
Bus Passes	\$ 3,160.00	\$ 3,154.60	\$ 280.00	\$ -	-100.00%
Transfers	0	0	0	0	#DIV/0!
Riders	46,035	48,693	36,866	11,992	-67.47%
UWP	44,384	46,793	36,813	11,992	-67.42%
<b>UWP %</b>	<b>96.41%</b>	<b>96.10%</b>	<b>99.86%</b>	<b>100.00%</b>	
Cost/Rider	\$ 7.53	\$ 7.36	\$ 3.74	\$ 3.15	-15.83%



# 2026 TAXI SUBSIDY STATS

Month	Driver Hrs	Cost/Hr	Total Cost	Fare Rev \$	Subsidy	Riders	Revenue/Hr	Subsidy/Hr	Package Rev \$	Drive Thru Rev \$
January	1,157.10	\$ 38.33	\$ 44,351.64	\$ 19,958.00	\$ 24,393.64	2655	\$ 17.25	\$ 21.08	\$ 96.00	\$ 90.00
February	1,098.93	\$ 38.33	\$ 42,121.99	\$ 17,112.00	\$ 25,009.99	2504	\$ 15.57	\$ 22.76	\$ 84.00	\$ 100.00
March	1,116.07	\$ 38.33	\$ 42,778.96	\$ 16,046.00	\$ 26,732.96	2661	\$ 14.38	\$ 23.95	\$ 96.00	\$ 100.00
April	-	\$ 38.33	\$ -	\$ -	\$ -	0	#DIV/0!	#DIV/0!	\$ -	\$ -
May	-	\$ 38.33	\$ -	\$ -	\$ -	0	#DIV/0!	#DIV/0!	\$ -	\$ -
June	-	\$ 38.33	\$ -	\$ -	\$ -	0	#DIV/0!	#DIV/0!	\$ -	\$ -
July	-	\$ 38.33	\$ -	\$ -	\$ -	0	#DIV/0!	#DIV/0!	\$ -	\$ -
August	-	\$ 38.33	\$ -	\$ -	\$ -	0	#DIV/0!	#DIV/0!	\$ -	\$ -
September	-	\$ 38.33	\$ -	\$ -	\$ -	0	#DIV/0!	#DIV/0!	\$ -	\$ -
October	-	\$ 38.33	\$ -	\$ -	\$ -	0	#DIV/0!	#DIV/0!	\$ -	\$ -
November	-	\$ 38.33	\$ -	\$ -	\$ -	0	#DIV/0!	#DIV/0!	\$ -	\$ -
December	-	\$ 38.33	\$ -	\$ -	\$ -	0	#DIV/0!	#DIV/0!	\$ -	\$ -
<b>Total</b>	<b>3,372.10</b>		<b>\$ 129,252.59</b>	<b>\$ 53,116.00</b>	<b>\$ 76,136.59</b>	<b>7,820</b>	<b>\$ 15.75</b>	<b>\$ 22.58</b>	<b>\$ 276.00</b>	<b>\$ 290.00</b>
<b>Average</b>	<b>281.01</b>	<b>\$ 38.33</b>	<b>\$ 10,771.05</b>	<b>\$ 4,426.33</b>	<b>\$ 6,344.72</b>		<b>\$ 15.73</b>	<b>\$ 22.60</b>		

	Driver Hrs	Cost/Hr	Total Cost	Fare Rev \$	Subsidy
<b>Contract</b>	<b>14,000.00</b>	<b>\$ 38.33</b>	<b>\$ 536,620.00</b>	<b>\$ 53,116.00</b>	<b>\$ 76,136.59</b>
Percent of Total	24.09%		24.09%	100.00%	100.00%
Percent of Year	25.00%				

Annual Comparisons						
	2022	2023	2024	2025	2026	% Diff 25-26
Hours	13,393.48	13,161.36	13,269.12	13,269.12	3,372.10	-74.6%
Cost	\$ 432,341.53	\$ 478,283.82	\$ 482,199.82	\$ 495,550.53	\$ 129,252.59	-73.9%
Fare Revenue	\$ 144,258.75	\$ 219,594.50	\$ 202,669.50	\$ 213,081.00	\$ 53,116.00	-75.1%
Subsidy Pymt	\$ 288,082.78	\$ 258,689.32	\$ 279,530.32	\$ 282,469.53	\$ 76,136.59	-73.0%
Riders	37,828	34,309	32,262	33,293	7,820	-76.5%
% of Budget Hrs	99.21%	97.49%	98.29%	98.54%	24.09%	-75.6%
% of Year	100.00%	100.00%	100.00%	100.00%	25.00%	-75.0%
Cost/Rider	\$ 11.43	\$ 13.94	\$ 14.95	\$ 14.88	\$ 16.53	11.0%

Month	Adult	Student (Under 18)	Senior	Disabled	Other	Additional Rider(s)	Agency (Senior & Disabled)	Parcels	Prescriptions	Total All Trips
January	1144	46	350	588	0	142	377	8	0	2655
February	978	54	374	498	0	151	442	7	0	2504
March	1062	63	450	454	0	178	446	8	0	2661
April	0	0	0	0	0	0	0	0	0	0
May	0	0	0	0	0	0	0	0	0	0
June	0	0	0	0	0	0	0	0	0	0
July	0	0	0	0	0	0	0	0	0	0
August	0	0	0	0	0	0	0	0	0	0
September	0	0	0	0	0	0	0	0	0	0
October	0	0	0	0	0	0	0	0	0	0
November	0	0	0	0	0	0	0	0	0	0
December	0	0	0	0	0	0	0	0	0	0
<b>Total</b>	<b>3184</b>	<b>163</b>	<b>1174</b>	<b>1540</b>	<b>0</b>	<b>471</b>	<b>1265</b>	<b>23</b>	<b>0</b>	<b>7820</b>
	40.72%	2.08%	15.01%	19.69%	0.00%	6.02%	16.18%	0.29%	0.00%	

**THE CITY OF PLATTEVILLE, WISCONSIN  
COUNCIL SUMMARY SHEET**

**COUNCIL SECTION:  
REPORTS**

**TITLE:**  
Draft 2025 City Revenue & Expense Report

**DATE:**  
April 14, 2026

**ITEM NUMBER:**  
V.B.4.

**VOTE REQUIRED:**  
None

**PREPARED BY:** Nicola Maurer, Administration Director

**Description:**

With most transactions now posted for 2025, Administration Director Maurer will present an overview of how city funds performed compared to budget.

# **CITY OF PLATTEVILLE**

## **FINANCIAL REPORT**

**DECEMBER 31, 2025**

FUND 100 - GENERAL FUND  
FUND 101 - TAXI/BUS FUND  
FUND 105 - DEBT SERVICE FUND  
FUND 110 - CAPITAL PROJECTS FUND  
FUND 125 - TIF DISTRICT #5  
FUND 126 - TIF DISTRICT #6  
FUND 127 - TIF DISTRICT #7  
FUND 129 - TIF DISTRICT #9  
FUND 130 - REDEVELOPMENT AUTHORITY (RDA)  
FUND 135 - AFFORDABLE HOUSING  
FUND 140 - BROSKE CENTER  
FUND 150 - ARPA FUND  
FUND 151 - FIRE FACILITY  
FUND 152 - NIF GRANT  
FUND 153 - CDI GRANT  
FUND 154 - LEAD SVC LINE PROGRAM  
FUND 155 - POOL PROJECT  
FUND 156 - TRAIL ACQUISITION  
FUND 157 - STORM INSURANCE  
FUND 158 - AMBULANCE SERVICE  
FUND 159 - MUSEUM

**CITY OF PLATTEVILLE**  
 DETAIL REVENUES WITH COMPARISON TO BUDGET  
 FOR THE 12 MONTHS ENDING DECEMBER 31, 2025

**FUND 100 - GENERAL FUND**

	PERIOD ACTUAL	YTD ACTUAL	BUDGET AMOUNT	VARIANCE	% OF BUDGET	ENC BALANCE	UNENC BALANCE
<u>TAXES</u>							
100-41100-100-000	GENERAL PROPERTY TAXES	.00	3,241,177.26	3,241,178.00	( .74)	100.00	.00 ( .74)
100-41210-135-000	LOCAL ROOM TAX	56,156.49	231,898.76	189,400.00	42,498.76	122.44	.00 42,498.76
100-41310-140-000	MUNICIPAL OWNED UTILITY	30,696.14	368,353.57	378,554.00	( 10,200.43)	97.31	.00 ( 10,200.43)
100-41321-150-000	PAYMENTS IN LIEU OF TAXES	.00	139,421.39	139,639.00	( 217.61)	99.84	.00 ( 217.61)
100-41400-170-000	LAND USE VALUE TAX PENALTY	.00	796.68	1,500.00	( 703.32)	53.11	.00 ( 703.32)
100-41800-160-000	INTEREST ON TAXES	32.03	16,782.24	1,000.00	15,782.24	1,678.22	.00 15,782.24
	<b>TOTAL TAXES</b>	<b>86,884.66</b>	<b>3,998,429.90</b>	<b>3,951,271.00</b>	<b>47,158.90</b>	<b>101.19</b>	<b>.00 47,158.90</b>
<u>SPECIAL ASSESSMENTS</u>							
100-42000-600-000	STR ADMIN: SNOW & ICE	2,155.00	1,710.00	2,000.00	( 290.00)	85.50	.00 ( 290.00)
100-42000-601-000	WEEDS: ENFORCEMENT REVENU	.00	2,050.00	2,500.00	( 450.00)	82.00	.00 ( 450.00)
100-42000-605-000	REFUSE: GARBAGE BILLINGS	( 30.00)	180.00	.00	180.00	.00	.00 180.00
100-42000-608-000	WEIGHTS & MEASURES	.00	5,174.98	4,900.00	274.98	105.61	.00 274.98
	<b>TOTAL SPECIAL ASSESSMENTS</b>	<b>2,125.00</b>	<b>9,114.98</b>	<b>9,400.00</b>	<b>( 285.02)</b>	<b>96.97</b>	<b>.00 ( 285.02)</b>
<u>INTERGOVERNMENTAL REVENUE</u>							
100-43210-250-000	POLICE GRANTS (FEDERAL)	3,118.00	3,118.00	.00	3,118.00	.00	.00 3,118.00
100-43410-230-000	STATE SHARED REVENUES	.00	3,174,715.65	3,175,087.00	( 371.35)	99.99	.00 ( 371.35)
100-43410-231-000	EXPENDITURE RESTRAINT PAY	.00	112,338.36	112,338.00	.36	100.00	.00 .36
100-43410-232-000	STATE AID EXEMPT COMPUTER	.00	10,927.78	10,930.00	( 2.22)	99.98	.00 ( 2.22)
100-43410-233-000	PERSONAL PROPERTY AID	.00	67,767.95	67,768.00	( .05)	100.00	.00 ( .05)
100-43420-240-000	2% FIRE INS. DUES STATE	.00	46,513.44	42,655.00	3,858.44	109.05	.00 3,858.44
100-43520-522-000	FIRE DEPT GRANTS	.00	.00	2,500.00	( 2,500.00)	.00	.00 ( 2,500.00)
100-43521-250-000	POLICE GRANTS (STATE)	5,760.00	5,760.00	4,560.00	1,200.00	126.32	.00 1,200.00
100-43531-260-000	GENERAL TRANS. AIDS	.00	625,276.84	625,800.00	( 523.16)	99.92	.00 ( 523.16)
100-43533-270-000	CONNECTING HIGHWAY AIDS	.00	63,871.70	63,870.00	1.70	100.00	.00 1.70
100-43540-282-000	RECYCLE: RECYCLING GRANT	.00	44,192.55	44,200.00	( 7.45)	99.98	.00 ( 7.45)
100-43551-257-000	LIBRARY FOUNDATION GRANT	9,962.60	11,144.10	.00	11,144.10	.00	.00 11,144.10
100-43551-258-000	LIBRARY GRANT/SCHLRSHO OTH	.00	2,168.98	.00	2,168.98	.00	.00 2,168.98
100-43570-280-000	LIBRARY: SWLS GRANT AUDIOBO	.00	5,625.00	5,625.00	.00	100.00	.00 .00
100-43570-285-000	S.W.L.S. LIBRARY GRANT	.00	5,000.00	5,000.00	.00	100.00	.00 .00
100-43570-287-000	MUSEUM: GRANT	.00	2,706.56	25,000.00	( 22,293.44)	10.83	.00 ( 22,293.44)
100-43610-300-000	ST. AID MUN. SERVICE PMT.	.00	179,170.24	179,180.00	( 9.76)	99.99	.00 ( 9.76)
100-43630-310-000	LIEU OF TAXES DNR	.00	.00	47.00	( 47.00)	.00	.00 ( 47.00)
100-43710-330-000	STREET MATCHING FUNDS-COUN	.00	4,000.00	4,000.00	.00	100.00	.00 .00
100-43720-551-000	COUNTY LIBRARY FUNDING	.00	254,573.33	254,576.00	( 2.67)	100.00	.00 ( 2.67)
	<b>TOTAL INTERGOVERNMENTAL RE</b>	<b>18,840.60</b>	<b>4,618,870.48</b>	<b>4,623,136.00</b>	<b>( 4,265.52)</b>	<b>99.91</b>	<b>.00 ( 4,265.52)</b>

**CITY OF PLATTEVILLE**  
 DETAIL REVENUES WITH COMPARISON TO BUDGET  
 FOR THE 12 MONTHS ENDING DECEMBER 31, 2025

**FUND 100 - GENERAL FUND**

	PERIOD ACTUAL	YTD ACTUAL	BUDGET AMOUNT	VARIANCE	% OF BUDGET	ENC BALANCE	UNENC BALANCE
<u>LICENSES &amp; PERMITS</u>							
100-44100-610-000	LIQUOR & MALT LICENSES	.00	21,198.58	22,700.00	( 1,501.42)	93.39	.00 ( 1,501.42)
100-44100-611-000	OPERATOR'S LICENSES	86.00	6,334.00	5,000.00	1,334.00	126.68	.00 1,334.00
100-44100-612-000	BUSINESS & OCCUPATIONAL L	202.00	945.00	500.00	445.00	189.00	.00 445.00
100-44100-613-000	CIGARETTE LICENSES	100.00	1,500.00	1,700.00	( 200.00)	88.24	.00 ( 200.00)
100-44100-614-000	TELEVISION FRANCHISE	.00	6,290.22	6,290.00	.22	100.00	.00 .22
100-44100-615-000	SOLICITORS/VENDORS PERMITS	.00	900.00	400.00	500.00	225.00	.00 500.00
100-44200-620-000	BICYCLE LICENSES	.00	5.00	50.00	( 45.00)	10.00	.00 ( 45.00)
100-44200-621-000	DOG LICENSES	78.00	820.00	1,100.00	( 280.00)	74.55	.00 ( 280.00)
100-44300-630-000	BUILDING INSPECTION PERMIT	18,108.45	387,564.75	50,000.00	337,564.75	775.13	.00 337,564.75
100-44300-633-000	PLANNING COMMISSION	.00	750.00	1,000.00	( 250.00)	75.00	.00 ( 250.00)
100-44900-600-000	STORM WATER PERMIT	.00	1,200.00	2,000.00	( 800.00)	60.00	.00 ( 800.00)
100-44900-610-000	EROSION CONTROL PERMIT	350.00	650.00	1,000.00	( 350.00)	65.00	.00 ( 350.00)
	<b>TOTAL LICENSES &amp; PERMITS</b>	<b>18,924.45</b>	<b>428,157.55</b>	<b>91,740.00</b>	<b>336,417.55</b>	<b>466.71</b>	<b>.00 336,417.55</b>
<u>FINES &amp; FORFEITURES</u>							
100-45100-640-000	COURT PENALTIES & COSTS	3,897.46	77,973.32	80,000.00	( 2,026.68)	97.47	.00 ( 2,026.68)
100-45100-641-000	PARKING VIOLATIONS	6,670.00	46,298.14	65,000.00	( 18,701.86)	71.23	.00 ( 18,701.86)
100-45100-643-000	UW-P PARKING CITATION VIOLATI	.00	2,255.00	2,500.00	( 245.00)	90.20	.00 ( 245.00)
100-45221-400-000	JUDGEMENTS/DAMAGES - POLIC	.00	835.00	.00	835.00	.00	.00 835.00
	<b>TOTAL FINES &amp; FORFEITURES</b>	<b>10,567.46</b>	<b>127,361.46</b>	<b>147,500.00</b>	<b>( 20,138.54)</b>	<b>86.35</b>	<b>.00 ( 20,138.54)</b>

**CITY OF PLATTEVILLE**  
 DETAIL REVENUES WITH COMPARISON TO BUDGET  
 FOR THE 12 MONTHS ENDING DECEMBER 31, 2025

**FUND 100 - GENERAL FUND**

	PERIOD		BUDGET		% OF	ENC	UNENC
	ACTUAL	YTD ACTUAL	AMOUNT	VARIANCE	BUDGET	BALANCE	BALANCE
<u>PUBLIC CHARGES FOR SERVICE</u>							
100-46100-648-000	COBRA INSURANCE CHARGES	1.58	1.58	100.00	( 98.42)	1.58	.00 ( 98.42)
100-46100-650-000	ZONING BOOKS & BD. OF APP	.00	375.00	1,000.00	( 625.00)	37.50	.00 ( 625.00)
100-46100-652-000	LICENSE PUBLICATION FEES	50.50	497.00	450.00	47.00	110.44	.00 47.00
100-46100-656-000	REFUSE: SALE OF GARBAGE BAG	.00	2,601.00	1,500.00	1,101.00	173.40	.00 1,101.00
100-46100-695-000	PROPERTY SEARCH CHARGE	690.00	6,120.00	5,500.00	620.00	111.27	.00 620.00
100-46210-659-000	POLICE OTHER FEES	505.96	2,342.31	4,000.00	( 1,657.69)	58.56	.00 ( 1,657.69)
100-46210-660-000	POLICE COPIES	121.29	1,140.00	1,000.00	140.00	114.00	.00 140.00
100-46210-661-000	TOWING	.00	1,855.00	3,000.00	( 1,145.00)	61.83	.00 ( 1,145.00)
100-46210-662-000	POLICE OTHER-BACKGROUND C	84.00	2,138.00	1,200.00	938.00	178.17	.00 938.00
100-46210-664-000	POLICE DONATIONS	1,245.00	1,550.00	4,000.00	( 2,450.00)	38.75	.00 ( 2,450.00)
100-46210-706-000	UW-P PARKING PERMIT FEES	.00	21,600.00	21,600.00	.00	100.00	.00 .00
100-46220-638-000	FIRE INSPECTIONS	22,325.00	80,760.86	74,500.00	6,260.86	108.40	.00 6,260.86
100-46220-639-000	FIRE DEPT COPIES	.00	70.00	30.00	40.00	233.33	.00 40.00
100-46230-665-000	AMBULANCE SPECIAL CHARGE	15,634.30	186,998.45	187,360.00	( 361.55)	99.81	.00 ( 361.55)
100-46310-430-000	STREET DEPARTMENT	.00	15,819.07	3,500.00	12,319.07	451.97	.00 12,319.07
100-46350-200-000	SEN CTR: GROCERY REIMB	.00	404.54	.00	404.54	.00	.00 404.54
100-46420-464-000	REFUSE: GARBAGE FEE/TAXBILL	.00	164,640.00	164,000.00	640.00	100.39	.00 640.00
100-46540-007-000	GREENWOOD CEM. DON.,CNTY.	.00	213.75	214.00	( .25)	99.88	.00 ( .25)
100-46540-008-000	GREENWOOD CEM. LOT SALES	.00	3,281.25	5,000.00	( 1,718.75)	65.63	.00 ( 1,718.75)
100-46540-009-000	GREENWOOD CEM. BURIAL FEE	5,500.00	19,825.00	25,000.00	( 5,175.00)	79.30	.00 ( 5,175.00)
100-46540-010-000	HILLSIDE CEM. BURIAL FEES	5,950.00	21,550.00	20,000.00	1,550.00	107.75	.00 1,550.00
100-46540-011-000	HILLSIDE CEM. LOT SALES	3,281.25	5,868.75	7,500.00	( 1,631.25)	78.25	.00 ( 1,631.25)
100-46540-012-000	HILLSIDE CEM. DON.,CNTY.P	.00	213.75	252.00	( 38.25)	84.82	.00 ( 38.25)
100-46540-013-000	GREENWOOD CEM. MONUMENT	350.00	500.00	500.00	.00	100.00	.00 .00
100-46540-014-000	HILLSIDE CEM. MONUMENT FEE	250.00	400.00	500.00	( 100.00)	80.00	.00 ( 100.00)
100-46710-450-000	LIBRARY: FINES / LOST BOOKS	43.53	2,210.57	.00	2,210.57	.00	.00 2,210.57
100-46710-451-000	LIBRARY: TAXABLE	859.10	5,242.10	5,000.00	242.10	104.84	.00 242.10
100-46710-452-000	LIBRARY: ROOM RESERVATIONS	117.47	263.05	.00	263.05	.00	.00 263.05
100-46720-670-000	PARK CAMPING FEES	.00	25.00	100.00	( 75.00)	25.00	.00 ( 75.00)
100-46720-671-000	PARK CAMPING FEES TAXABLE	324.72	11,882.29	15,000.00	( 3,117.71)	79.22	.00 ( 3,117.71)
100-46750-670-000	MUSEUM: STORE SALES TAXABL	97.83	12,287.20	16,000.00	( 3,712.80)	76.80	.00 ( 3,712.80)
100-46750-671-000	MUSEUM: PROGRAM FEES	254.10	3,062.30	11,000.00	( 7,937.70)	27.84	.00 ( 7,937.70)
100-46750-672-000	MUSEUM: TOUR ADMISSION	( 2.75)	32,355.80	32,000.00	355.80	101.11	.00 355.80
100-46750-673-000	SWIMMING POOL REVENUE	( 3.15)	( 3.15)	.00	( 3.15)	.00	.00 ( 3.15)
100-46750-673-101	POOL: SEASONAL PASSES	.00	62.50	.00	62.50	.00	.00 62.50
100-46750-673-102	POOL: LESSONS	.00	16,349.14	14,300.00	2,049.14	114.33	.00 2,049.14
100-46750-673-104	POOL: MISCELLANEOUS	.00	.00	150.00	( 150.00)	.00	.00 ( 150.00)
100-46750-675-356	RECREATION (OTHER SUMMER)	.00	270.00	210.00	60.00	128.57	.00 60.00
100-46750-675-359	SOCCER (YOUTH)	.00	7,978.80	7,000.00	978.80	113.98	.00 978.80
100-46750-675-361	TBALL & BASEBALL (YOUTH)	165.00	2,293.90	2,100.00	193.90	109.23	.00 193.90
100-46750-675-362	YOUTH DIAMOND SPORTS	60.00	10,501.73	8,500.00	2,001.73	123.55	.00 2,001.73
100-46750-675-374	BASKETBALL (YOUTH)	.00	285.00	500.00	( 215.00)	57.00	.00 ( 215.00)
100-46750-675-389	TENNIS (YOUTH)	.00	275.00	.00	275.00	.00	.00 275.00
100-46750-675-393	DANCE (YOUTH)	180.00	1,590.00	1,000.00	590.00	159.00	.00 590.00
100-46750-675-399	GOLF (YOUTH)	.00	60.00	3,500.00	( 3,440.00)	1.71	.00 ( 3,440.00)
100-46750-676-377	INDOOR VOLLEYBALL (YOUTH)	.00	660.00	450.00	210.00	146.67	.00 210.00
100-46750-676-382	FOOTBALL (YOUTH)	.00	4,674.39	2,700.00	1,974.39	173.13	.00 1,974.39
100-46750-676-384	GYMNASTICS (YOUTH)	.00	375.00	200.00	175.00	187.50	.00 175.00
100-46750-676-385	INTRO TO SPORTS (YOUTH)	165.00	1,110.00	250.00	860.00	444.00	.00 860.00
100-46750-676-387	SWIM TEAM (YOUTH)	.00	.00	2,100.00	( 2,100.00)	.00	.00 ( 2,100.00)
100-46750-677-000	RECREATION TAXABLE	( 15.96)	( 321.28)	( 100.00)	( 221.28)	( 321.28)	.00 ( 221.28)
100-46750-677-500	PICKLEBALL (ADULT)	.00	200.00	.00	200.00	.00	.00 200.00
100-46750-677-501	SOFTBALL (ADULT)	.00	50.00	.00	50.00	.00	.00 50.00

**CITY OF PLATTEVILLE**  
 DETAIL REVENUES WITH COMPARISON TO BUDGET  
 FOR THE 12 MONTHS ENDING DECEMBER 31, 2025

**FUND 100 - GENERAL FUND**

	PERIOD ACTUAL	YTD ACTUAL	BUDGET AMOUNT	VARIANCE	% OF BUDGET	ENC BALANCE	UNENC BALANCE
100-46750-677-504 INDOOR VOLLEYBALL (ADULT)	11.00	3,400.00	3,000.00	400.00	113.33	.00	400.00
100-46750-677-505 SAND VOLLEYBALL (ADULT)	.00	1,800.00	1,300.00	500.00	138.46	.00	500.00
100-46750-677-508 HORSESHOE ASSOCIATION (ADU	.00	561.00	600.00	( 39.00)	93.50	.00	( 39.00)
100-46750-677-524 BASKETBALL (ADULT)	6.00	247.00	800.00	( 553.00)	30.88	.00	( 553.00)
100-46750-679-000 VENDING SALES	.00	134.40	.00	134.40	.00	.00	134.40
100-46750-685-000 RECREATION DONATIONS	.00	3,900.00	6,000.00	( 2,100.00)	65.00	.00	( 2,100.00)
100-46750-686-000 PARK DONATIONS	( 60.00)	.00	100.00	( 100.00)	.00	.00	( 100.00)
100-46810-100-000 FORESTRY: COMPOST PERMITS	20.00	230.00	.00	230.00	.00	.00	230.00
<b>TOTAL PUBLIC CHARGES FOR SE</b>	<b>58,210.77</b>	<b>664,777.05</b>	<b>665,466.00</b>	<b>( 688.95)</b>	<b>99.90</b>	<b>.00</b>	<b>( 688.95)</b>
<b>INTERGOVERNMENTAL CHARGE</b>							
100-47230-536-000 UW-P ADMIN FEES	110.00	660.00	600.00	60.00	110.00	.00	60.00
100-47300-240-000 2% FIRE INS. DUES TOWNSHIPS	14.23	18,142.47	15,557.00	2,585.47	116.62	.00	2,585.47
100-47300-480-000 FIRE DEPT. INS PMTS.	6,032.25	6,032.25	5,300.00	732.25	113.82	.00	732.25
100-47300-481-000 FIRE DEPT. TOWNSHIP SHARE	90,396.71	90,396.71	90,000.00	396.71	100.44	.00	396.71
100-47300-482-000 FIRE PER CALL CHARGES (\$450)	900.00	6,300.00	2,700.00	3,600.00	233.33	.00	3,600.00
100-47305-552-000 SCHOOL/CITY CONTRACT	9,617.63	108,048.27	110,870.00	( 2,821.73)	97.45	.00	( 2,821.73)
100-47310-521-000 CROSSING GUARD SCHOOL REIM	580.77	2,888.50	2,700.00	188.50	106.98	.00	188.50
100-47320-705-000 POLICE TRAINING REIMB.	( 5,760.00)	14,835.54	.00	14,835.54	.00	.00	14,835.54
<b>TOTAL INTERGOVERNMENTAL CH</b>	<b>101,891.59</b>	<b>247,303.74</b>	<b>227,727.00</b>	<b>19,576.74</b>	<b>108.60</b>	<b>.00</b>	<b>19,576.74</b>

**CITY OF PLATTEVILLE**  
 DETAIL REVENUES WITH COMPARISON TO BUDGET  
 FOR THE 12 MONTHS ENDING DECEMBER 31, 2025

**FUND 100 - GENERAL FUND**

	PERIOD ACTUAL	YTD ACTUAL	BUDGET AMOUNT	VARIANCE	% OF BUDGET	ENC BALANCE	UNENC BALANCE
<u>MISCELLANEOUS REVENUES</u>							
100-48110-810-000	INTEREST GENERAL FUND	63,868.22	460,246.20	406,900.00	53,346.20	113.11	.00 53,346.20
100-48110-811-000	INTEREST LIBRARY FUNDS	176.03	1,129.75	.00	1,129.75	.00	.00 1,129.75
100-48110-815-000	INTEREST GREENWOOD CEMETE (	11,127.38)	6,481.35	20,000.00	( 13,518.65)	32.41	.00 ( 13,518.65)
100-48110-817-000	INTEREST HILLSIDE CEMETERY	537.34	4,625.08	4,800.00	( 174.92)	96.36	.00 ( 174.92)
100-48130-822-000	INTEREST ON SNOW BILLS	.00	.00	10.00	( 10.00)	.00	.00 ( 10.00)
100-48130-823-000	INTEREST ON WEED BILLS	.00	3.20	.00	3.20	.00	.00 3.20
100-48200-830-000	CITY BUILDING RENTAL	180.00	4,430.00	2,000.00	2,430.00	221.50	.00 2,430.00
100-48200-831-000	CITY BUILDING RENTAL TAXABLE (	34.08)	986.80	400.00	586.80	246.70	.00 586.80
100-48200-840-000	SHELTER RENTAL TAXABLE	.00	5,110.64	3,500.00	1,610.64	146.02	.00 1,610.64
100-48200-841-000	SHELTER RENTAL	60.00	1,010.00	1,500.00	( 490.00)	67.33	.00 ( 490.00)
100-48309-680-000	SALE OF OTHER ITEMS	.00	159,508.57	.00	159,508.57	.00	.00 159,508.57
100-48309-682-000	RECYCLE: SALE OF RECYCLE BIN	75.00	645.00	500.00	145.00	129.00	.00 145.00
100-48309-683-000	SALE OF STREET DEPT ITEMS	.00	20,025.28	12,000.00	8,025.28	166.88	.00 8,025.28
100-48309-685-000	SALE OF MUSEUM DEPT ITEMS	.00	1,091.50	.00	1,091.50	.00	.00 1,091.50
100-48309-883-000	SALE OF POLICE VEHICLES	.00	1,792.00	.00	1,792.00	.00	.00 1,792.00
100-48309-886-000	SALE OF FIRE DEPT ITEMS	.00	52.50	.00	52.50	.00	.00 52.50
100-48400-411-000	INSURANCE-FORESTRY PROP. L	5,570.09	5,570.09	.00	5,570.09	.00	.00 5,570.09
100-48500-486-000	HISTORIC PRESERVATION	.00	12,638.90	10,000.00	2,638.90	126.39	.00 2,638.90
100-48500-511-000	MISC CITY DONATIONS	.00	1,200.00	5,000.00	( 3,800.00)	24.00	.00 ( 3,800.00)
100-48500-551-000	MUSEUM: DONATIONS	62,674.73	63,179.17	62,500.00	679.17	101.09	.00 679.17
100-48500-553-000	FORESTRY GRANTS	.00	.00	5,000.00	( 5,000.00)	.00	.00 ( 5,000.00)
100-48500-555-000	LIFEGUARD INCENTIVE FUNDS	16.93	183.85	.00	183.85	.00	.00 183.85
100-48500-560-000	OTHER POLICE REVENUES	.00	2,500.00	.00	2,500.00	.00	.00 2,500.00
100-48500-847-000	SENIOR CENTER DONATIONS	.00	.00	1,350.00	( 1,350.00)	.00	.00 ( 1,350.00)
100-48800-880-000	JURY DUTY (PER DIEM)	.00	25.00	.00	25.00	.00	.00 25.00
100-48800-881-000	WITNESS FEES	5.20	72.36	.00	72.36	.00	.00 72.36
100-48900-870-000	WATER/SEWER CHARGES	9,034.42	9,034.42	7,000.00	2,034.42	129.06	.00 2,034.42
100-48900-901-000	POLICE MISCELLANEOUS	2,113.56	2,113.56	.00	2,113.56	.00	.00 2,113.56
	<b>TOTAL MISCELLANEOUS REVENU</b>	<b>133,150.06</b>	<b>763,655.22</b>	<b>542,460.00</b>	<b>221,195.22</b>	<b>140.78</b>	<b>.00 221,195.22</b>
<u>OTHER FINANCING SOURCES</u>							
100-49210-800-000	GRANT PLATTEVILLE, INC LOAN	1,047.07	12,564.84	12,565.00	( .16)	100.00	.00 ( .16)
100-49275-275-000	NON-PERFORMANCE PENALTY	.00	.00	1,491.00	( 1,491.00)	.00	.00 ( 1,491.00)
100-49989-000-000	MISCELLANEOUS REVENUE	.02	137.77	.00	137.77	.00	.00 137.77
	<b>TOTAL OTHER FINANCING SOUR</b>	<b>1,047.09</b>	<b>12,702.61</b>	<b>14,056.00</b>	<b>( 1,353.39)</b>	<b>90.37</b>	<b>.00 ( 1,353.39)</b>
	<b>TOTAL FUND REVENUE</b>	<b>431,641.68</b>	<b>10,870,372.99</b>	<b>10,272,756.00</b>	<b>597,616.99</b>	<b>105.82</b>	<b>.00 597,616.99</b>

**CITY OF PLATTEVILLE**  
 DETAIL EXPENDITURES WITH COMPARISON TO BUDGET  
 FOR THE 12 MONTHS ENDING DECEMBER 31, 2025

**FUND 100 - GENERAL FUND**

	PERIOD ACTUAL	YTD ACTUAL	BUDGET AMOUNT	VARIANCE	% OF BUDGET	ENC BALANCE	UNENC BALANCE
<u>COMMON COUNCIL</u>							
100-51100-309-000	COUNCIL: POSTAGE	4.07	58.58	100.00	41.42	58.58	.00 41.42
100-51100-320-000	COUNCIL: SUBSCRIPTION & DUE	8.12	4,664.50	4,485.00	( 179.50)	104.00	.00 ( 179.50)
100-51100-330-000	COUNCIL: TRAVEL & CONFERENC	.00	623.62	500.00	( 123.62)	124.72	.00 ( 123.62)
100-51100-340-000	COUNCIL: OPERATING SUPPLIES	612.91	3,943.15	3,000.00	( 943.15)	131.44	.00 ( 943.15)
100-51100-341-000	COUNCIL: ADV & PUB	883.84	2,752.59	1,500.00	( 1,252.59)	183.51	.00 ( 1,252.59)
	<b>TOTAL COMMON COUNCIL</b>	<b>1,508.94</b>	<b>12,042.44</b>	<b>9,585.00</b>	<b>( 2,457.44)</b>	<b>125.64</b>	<b>.00 ( 2,457.44)</b>
<u>ATTORNEY</u>							
100-51300-210-000	ATTORNEY: PROF SERVICES	13,530.67	37,800.47	35,000.00	( 2,800.47)	108.00	.00 ( 2,800.47)
100-51300-215-000	ATTORNEY: SPECIAL COUNSEL	.00	.00	5,000.00	5,000.00	.00	.00 5,000.00
	<b>TOTAL ATTORNEY</b>	<b>13,530.67</b>	<b>37,800.47</b>	<b>40,000.00</b>	<b>2,199.53</b>	<b>94.50</b>	<b>.00 2,199.53</b>
<u>CITY MANAGER'S OFFICE</u>							
100-51410-110-000	CITY MGR: SALARIES	7,269.58	91,960.42	94,520.00	2,559.58	97.29	.00 2,559.58
100-51410-111-000	CITY MGR: CAR ALLOWANCE	100.00	1,200.00	1,200.00	.00	100.00	.00 .00
100-51410-120-000	CITY MGR: OTHER WAGES	1,438.96	13,070.79	13,223.00	152.21	98.85	.00 152.21
100-51410-124-000	CITY MGR: OVERTIME	.00	153.97	.00	( 153.97)	.00	.00 ( 153.97)
100-51410-131-000	CITY MGR: WRS (ERS	576.43	7,248.66	7,488.00	239.34	96.80	.00 239.34
100-51410-132-000	CITY MGR: SOC SEC	502.09	6,316.40	6,754.00	437.60	93.52	.00 437.60
100-51410-133-000	CITY MGR: MEDICARE	117.42	1,477.19	1,580.00	102.81	93.49	.00 102.81
100-51410-134-000	CITY MGR: LIFE INS	.00	124.52	115.00	( 9.52)	108.28	.00 ( 9.52)
100-51410-135-000	CITY MGR: HEALTH INS PREMIUM	.00	25,160.34	25,161.00	.66	100.00	.00 .66
100-51410-137-000	CITY MGR: HEALTH INS. CLAIMS	13.90	630.83	900.00	269.17	70.09	.00 269.17
100-51410-138-000	CITY MGR: DENTAL INS	.00	1,302.72	1,409.00	106.28	92.46	.00 106.28
100-51410-139-000	CITY MGR: LONG TERM DISABILIT	.00	391.69	421.00	29.31	93.04	.00 29.31
100-51410-210-000	CITY MGR: PROF SERVICES	( 6,308.75)	12,177.59	6,000.00	( 6,177.59)	202.96	.00 ( 6,177.59)
100-51410-300-000	CITY MGR: TELEPHONE	56.35	691.28	800.00	108.72	86.41	.00 108.72
100-51410-309-000	CITY MGR: POSTAGE	1.90	42.28	50.00	7.72	84.56	.00 7.72
100-51410-310-000	CITY MGR: OFFICE SUPPLIES	.00	.00	300.00	300.00	.00	.00 300.00
100-51410-320-000	CITY MGR: SUBSCRIPTION & DUE	.00	533.72	500.00	( 33.72)	106.74	.00 ( 33.72)
100-51410-327-000	CITY MGR: GRANT WRITING	.00	4,030.00	5,000.00	970.00	80.60	.00 970.00
100-51410-330-000	CITY MGR: TRAVEL & CONFEREN	.00	300.00	2,500.00	2,200.00	12.00	.00 2,200.00
100-51410-346-000	CITY MGR: COPY MACHINES	.00	223.75	500.00	276.25	44.75	.00 276.25
100-51410-390-000	CITY MGR: OTHER SUPPLIES & E	12.60	1,473.88	4,000.00	2,526.12	36.85	.00 2,526.12
100-51410-420-000	CITY MGR: SUNSHINE FUND	2,261.97	2,735.02	3,000.00	264.98	91.17	.00 264.98
100-51410-500-000	CITY MGR: OUTLAY	12,757.33	12,757.33	.00	( 12,757.33)	.00	.00 ( 12,757.33)
100-51410-530-000	CITY MGR: RENT EXPENSE	400.00	1,000.00	.00	( 1,000.00)	.00	.00 ( 1,000.00)
100-51410-998-000	CITY MGR: WAGE/BNFT CONTING	.00	.00	1,000.00	1,000.00	.00	.00 1,000.00
100-51410-999-000	CITY MGR: CONTINGENCY FUND	762.58	2,612.58	10,000.00	7,387.42	26.13	.00 7,387.42
	<b>TOTAL CITY MANAGER'S OFFICE</b>	<b>19,962.36</b>	<b>187,614.96</b>	<b>186,421.00</b>	<b>( 1,193.96)</b>	<b>100.64</b>	<b>.00 ( 1,193.96)</b>

**CITY OF PLATTEVILLE**  
 DETAIL EXPENDITURES WITH COMPARISON TO BUDGET  
 FOR THE 12 MONTHS ENDING DECEMBER 31, 2025

**FUND 100 - GENERAL FUND**

	PERIOD ACTUAL	YTD ACTUAL	BUDGET AMOUNT	VARIANCE	% OF BUDGET	ENC BALANCE	UNENC BALANCE
<u>COMMUNICATIONS</u>							
100-51411-120-000	COMMUNICATION: OTHER WAGE	6,495.28	60,533.86	60,116.00	( 417.86)	100.70	.00 ( 417.86)
100-51411-124-000	COMMUNICATION: OVERTIME	.00	195.08	.00	( 195.08)	.00	.00 ( 195.08)
100-51411-131-000	COMMUNICATION: WRS (ERS)	321.36	4,073.92	4,178.00	104.08	97.51	.00 104.08
100-51411-132-000	COMMUNICATION: SOC SEC	263.24	3,367.60	3,727.00	359.40	90.36	.00 359.40
100-51411-133-000	COMMUNICATION: MEDICARE	61.56	787.53	872.00	84.47	90.31	.00 84.47
100-51411-134-000	COMMUNICATION: LIFE INS	.00	89.70	95.00	5.30	94.42	.00 5.30
100-51411-135-000	COMMUNICATION: HEALTH INS P	.00	26,899.56	26,900.00	.44	100.00	.00 .44
100-51411-137-000	COMMUNICATION: HLTH INS CLAI	76.00	3,818.98	469.00	( 3,349.98)	814.28	.00 ( 3,349.98)
100-51411-138-000	COMMUNICATION: DENTAL INS	.00	1,583.76	1,584.00	.24	99.98	.00 .24
100-51411-139-000	COMMUNICATION: LONG TERM DI	.00	232.80	234.00	1.20	99.49	.00 1.20
100-51411-300-000	COMMUNICATION: TELEPHONE	614.10	614.10	1,000.00	385.90	61.41	.00 385.90
100-51411-320-000	COMMUNICATION: SUB & DUES	272.28	272.28	400.00	127.72	68.07	.00 127.72
100-51411-364-000	COMMUNICATION: MARKETING	2,274.06	14,683.52	16,000.00	1,316.48	91.77	.00 1,316.48
	<b>TOTAL COMMUNICATIONS</b>	<b>10,377.88</b>	<b>117,152.69</b>	<b>115,575.00</b>	<b>( 1,577.69)</b>	<b>101.37</b>	<b>.00 ( 1,577.69)</b>
<u>DEPARTMENT 412</u>							
100-51412-110-000	HR: SALARIES	6,433.89	62,134.55	58,903.00	( 3,231.55)	105.49	.00 ( 3,231.55)
100-51412-131-000	HR: WRS	317.14	4,011.26	4,094.00	82.74	97.98	.00 82.74
100-51412-132-000	HR: SOC SEC	266.87	3,385.03	3,652.00	266.97	92.69	.00 266.97
100-51412-133-000	HR: MEDICARE	62.42	791.70	854.00	62.30	92.70	.00 62.30
100-51412-134-000	HR: LIFE INS	.00	50.40	67.00	16.60	75.22	.00 16.60
100-51412-135-000	HR: HEALTH INS PREMIUM	.00	21,519.60	21,520.00	.40	100.00	.00 .40
100-51412-137-000	HR: HEALTH INS CLM	.00	.00	2,697.00	2,697.00	.00	.00 2,697.00
100-51412-138-000	HR: DENTAL INS	( .12)	1,266.72	1,267.00	.28	99.98	.00 .28
100-51412-139-000	HR: LONG TERM DIS	.00	229.44	230.00	.56	99.76	.00 .56
100-51412-320-000	HR: SUBSCR/DUES	.00	253.07	200.00	( 53.07)	126.54	.00 ( 53.07)
100-51412-330-000	HR: TRAVEL/CONF.	.00	.00	1,500.00	1,500.00	.00	.00 1,500.00
100-51412-340-000	HR: SUPPLIES	.00	36.00	250.00	214.00	14.40	.00 214.00
	<b>TOTAL DEPARTMENT 412</b>	<b>7,080.20</b>	<b>93,677.77</b>	<b>95,234.00</b>	<b>1,556.23</b>	<b>98.37</b>	<b>.00 1,556.23</b>

**CITY OF PLATTEVILLE**  
 DETAIL EXPENDITURES WITH COMPARISON TO BUDGET  
 FOR THE 12 MONTHS ENDING DECEMBER 31, 2025

**FUND 100 - GENERAL FUND**

	PERIOD ACTUAL	YTD ACTUAL	BUDGET AMOUNT	VARIANCE	% OF BUDGET	ENC BALANCE	UNENC BALANCE
<u>CITY CLERK'S OFFICE</u>							
100-51420-110-000	CITY CLERK: SALARIES	9,255.74	75,015.54	73,976.00 ( 1,039.54)	101.41	.00 ( 1,039.54)	
100-51420-120-000	CITY CLERK: OTHER WAGES	3,073.19	38,396.42	39,670.00 1,273.58	96.79	.00 1,273.58	
100-51420-124-000	CITY CLERK: OVERTIME	.00	461.62	.00 ( 461.62)	.00	.00 ( 461.62)	
100-51420-131-000	CITY CLERK: WRS (ERS)	610.00	7,668.68	7,898.00 229.32	97.10	.00 229.32	
100-51420-132-000	CITY CLERK: SOC SEC	510.36	6,432.41	7,046.00 613.59	91.29	.00 613.59	
100-51420-133-000	CITY CLERK: MEDICARE	119.36	1,504.43	1,648.00 143.57	91.29	.00 143.57	
100-51420-134-000	CITY CLERK: LIFE INS	.00	398.89	314.00 ( 84.89)	127.04	.00 ( 84.89)	
100-51420-135-000	CITY CLERK: HEALTH INS PREMIU	.00	34,899.96	34,900.00 .04	100.00	.00 .04	
100-51420-137-000	CITY CLERK: HEALTH INS. CLAIM	463.83	2,871.97	3,800.00 928.03	75.58	.00 928.03	
100-51420-138-000	CITY CLERK: DENTAL INS	.00	1,229.76	1,549.00 319.24	79.39	.00 319.24	
100-51420-139-000	CITY CLERK: LONG TERM DISABIL	.00	387.32	395.00 7.68	98.06	.00 7.68	
100-51420-300-000	CITY CLERK: TELEPHONE	6.35	91.32	150.00 58.68	60.88	.00 58.68	
100-51420-309-000	CITY CLERK: POSTAGE	15.21	363.10	350.00 ( 13.10)	103.74	.00 ( 13.10)	
100-51420-320-000	CITY CLERK: SUBSCRIPTION & D	.00	604.00	150.00 ( 454.00)	402.67	.00 ( 454.00)	
100-51420-330-000	CITY CLERK: TRAVEL & CONFERE	.00	1,277.74	2,500.00 1,222.26	51.11	.00 1,222.26	
100-51420-340-000	CITY CLERK: OPERATING SUPPLI	.00	184.21	800.00 615.79	23.03	.00 615.79	
100-51420-346-000	CITY CLERK: COPY MACHINES	229.47	1,535.90	800.00 ( 735.90)	191.99	.00 ( 735.90)	
100-51420-381-000	CITY CLERK: LICENSE PUBLICATI	48.60	469.80	450.00 ( 19.80)	104.40	.00 ( 19.80)	
	<b>TOTAL CITY CLERK'S OFFICE</b>	<b>14,332.11</b>	<b>173,793.07</b>	<b>176,396.00 2,602.93</b>	<b>98.52</b>	<b>.00 2,602.93</b>	
<u>ELECTIONS</u>							
100-51440-120-000	ELECTIONS: OTHER WAGES	.00	5,706.00	5,000.00 ( 706.00)	114.12	.00 ( 706.00)	
100-51440-132-000	ELECTIONS: SOC SEC	.00	.00	200.00 200.00	.00	.00 200.00	
100-51440-133-000	ELECTIONS: MEDICARE	.00	.00	50.00 50.00	.00	.00 50.00	
100-51440-309-000	ELECTIONS: POSTAGE	103.60	1,666.48	1,000.00 ( 666.48)	166.65	.00 ( 666.48)	
100-51440-311-000	ELECTIONS: VOTING MACH. MAIN	1,026.48	3,651.48	3,500.00 ( 151.48)	104.33	.00 ( 151.48)	
100-51440-330-000	ELECTIONS: TRAVEL/CONFEREN	.00	389.00	.00 ( 389.00)	.00	.00 ( 389.00)	
100-51440-340-000	ELECTIONS: OPERATING SUPPLI	.00	2,630.83	2,500.00 ( 130.83)	105.23	.00 ( 130.83)	
100-51440-341-000	ELECTIONS: ADV & PUB	103.28	516.38	600.00 83.62	86.06	.00 83.62	
100-51440-500-000	ELECTIONS: OUTLAY	.00	2,418.00	1,900.00 ( 518.00)	127.26	.00 ( 518.00)	
100-51440-530-000	ELECTIONS: RENT	.00	1,800.00	1,800.00 .00	100.00	.00 .00	
	<b>TOTAL ELECTIONS</b>	<b>1,233.36</b>	<b>18,778.17</b>	<b>16,550.00 ( 2,228.17)</b>	<b>113.46</b>	<b>.00 ( 2,228.17)</b>	
<u>INFORMATION TECHNOLOGY</u>							
100-51450-210-000	INFO TECH: PROFESS SERVICES	50,140.00	122,490.00	122,500.00 10.00	99.99	.00 10.00	
100-51450-240-000	INFO TECH: REPAIR & MAINT	( 10.00)	87.50	1,000.00 912.50	8.75	.00 912.50	
100-51450-340-000	INFO TECH: OPERATING SUPPLIE	20,234.30	22,720.97	16,554.00 ( 6,166.97)	137.25	.00 ( 6,166.97)	
100-51450-345-000	INFO TECH: DATA PROCESSING	26,206.12	28,805.04	24,200.00 ( 4,605.04)	119.03	.00 ( 4,605.04)	
100-51450-500-000	INFO TECH: OUTLAY	( 2,023.01)	19,106.93	21,875.00 2,768.07	87.35	.00 2,768.07	
	<b>TOTAL INFORMATION TECHNOLO</b>	<b>94,547.41</b>	<b>193,210.44</b>	<b>186,129.00 ( 7,081.44)</b>	<b>103.80</b>	<b>.00 ( 7,081.44)</b>	

**CITY OF PLATTEVILLE**  
 DETAIL EXPENDITURES WITH COMPARISON TO BUDGET  
 FOR THE 12 MONTHS ENDING DECEMBER 31, 2025

**FUND 100 - GENERAL FUND**

	PERIOD ACTUAL	YTD ACTUAL	BUDGET AMOUNT	VARIANCE	% OF BUDGET	ENC BALANCE	UNENC BALANCE
<u>ADMINISTRATIVE EXPENSES</u>							
100-51451-110-000	ADMIN DIRECTOR: SALARIES	7,600.04	69,634.13	69,358.00	( 276.13)	100.40	.00 ( 276.13)
100-51451-131-000	ADMIN DIRECTOR: WRS (ERS)	376.04	4,688.26	4,820.00	131.74	97.27	.00 131.74
100-51451-132-000	ADMIN DIRECTOR: SOC SEC	315.69	3,943.57	4,300.00	356.43	91.71	.00 356.43
100-51451-133-000	ADMIN DIRECTOR: MEDICARE	73.83	922.27	1,006.00	83.73	91.68	.00 83.73
100-51451-134-000	ADMIN DIRECTOR: LIFE INS	.00	334.07	352.00	17.93	94.91	.00 17.93
100-51451-135-000	ADMIN DIRECTOR: HEALTH INS P	.00	17,942.04	17,933.00	( 9.04)	100.05	.00 ( 9.04)
100-51451-137-000	ADMIN DIRECTOR: HEALTH INS C	.00	2,393.70	3,600.00	1,206.30	66.49	.00 1,206.30
100-51451-138-000	ADMIN DIRECTOR: DENTAL INS	.00	1,056.48	1,056.00	( .48)	100.05	.00 ( .48)
100-51451-139-000	ADMIN DIRECTOR: LONG TERM DI	.00	272.14	270.00	( 2.14)	100.79	.00 ( 2.14)
100-51451-320-000	ADMIN DIRECTOR: SUBSCR/DUES	.00	610.00	700.00	90.00	87.14	.00 90.00
100-51451-330-000	ADMIN DIRECTOR: TRAVEL/CONF.	.00	296.60	3,000.00	2,703.40	9.89	.00 2,703.40
100-51451-340-000	ADMIN DIRECTOR: SUPPLIES	447.49	9,005.12	9,250.00	244.88	97.35	.00 244.88
100-51451-500-000	ADMIN DIRECTOR: OUTLAY	2,475.00	2,475.00	4,200.00	1,725.00	58.93	.00 1,725.00
	<b>TOTAL ADMINISTRATIVE EXPENS</b>	<b>11,288.09</b>	<b>113,573.38</b>	<b>119,845.00</b>	<b>6,271.62</b>	<b>94.77</b>	<b>.00 6,271.62</b>
<u>ADMINISTRATIVE TELEPHONE</u>							
100-51452-300-000	TELEPHONE	2,307.72	6,543.72	3,000.00	( 3,543.72)	218.12	.00 ( 3,543.72)
	<b>TOTAL ADMINISTRATIVE TELEPH</b>	<b>2,307.72</b>	<b>6,543.72</b>	<b>3,000.00</b>	<b>( 3,543.72)</b>	<b>218.12</b>	<b>.00 ( 3,543.72)</b>
<u>CITY TREASURER</u>							
100-51510-110-000	FINANCE: SALARIES	4,823.06	44,087.64	43,951.00	( 136.64)	100.31	.00 ( 136.64)
100-51510-120-000	FINANCE: OTHER WAGES	10,956.06	101,606.08	101,179.00	( 427.08)	100.42	.00 ( 427.08)
100-51510-124-000	FINANCE: OVERTIME	1,242.55	7,755.79	200.00	( 7,555.79)	3,877.90	.00 ( 7,555.79)
100-51510-131-000	FINANCE: WRS (ERS)	836.24	10,320.01	10,101.00	( 219.01)	102.17	.00 ( 219.01)
100-51510-132-000	FINANCE: SOC SEC	716.41	8,891.20	9,010.00	118.80	98.68	.00 118.80
100-51510-133-000	FINANCE: MEDICARE	167.54	2,079.41	2,107.00	27.59	98.69	.00 27.59
100-51510-134-000	FINANCE: LIFE INS	.00	100.63	179.00	78.37	56.22	.00 78.37
100-51510-135-000	FINANCE: HEALTH INS PREMIUM	.00	29,411.84	23,190.00	( 6,221.84)	126.83	.00 ( 6,221.84)
100-51510-137-000	FINANCE: HEALTH INS. CLAIMS	226.50	4,932.09	5,400.00	467.91	91.34	.00 467.91
100-51510-138-000	FINANCE: DENTAL INS	.00	1,397.03	1,150.00	( 247.03)	121.48	.00 ( 247.03)
100-51510-139-000	FINANCE: LONG TERM DISABILI	.00	540.32	565.00	24.68	95.63	.00 24.68
100-51510-210-000	FINANCE: PROF SERVICES	.00	37,652.50	40,000.00	2,347.50	94.13	.00 2,347.50
100-51510-309-000	FINANCE: POSTAGE	4,171.45	5,736.70	5,940.00	203.30	96.58	.00 203.30
100-51510-320-000	FINANCE: SUBSCRIPTION & DUE	.00	25.00	200.00	175.00	12.50	.00 175.00
100-51510-327-000	FINANCE: SUPPORT USER FEES	4,169.40	16,359.26	12,690.00	( 3,669.26)	128.91	.00 ( 3,669.26)
100-51510-330-000	FINANCE: TRAVEL & CONFERENC	34.93	1,288.90	2,500.00	1,211.10	51.56	.00 1,211.10
100-51510-340-000	FINANCE: OPERATING SUPPLIES	551.87	2,061.76	3,000.00	938.24	68.73	.00 938.24
100-51510-346-000	FINANCE: COPY MACHINES	13.61	414.08	325.00	( 89.08)	127.41	.00 ( 89.08)
100-51510-500-000	FINANCE: OUTLAY	.11	.11	.00	( .11)	.00	.00 ( .11)
	<b>TOTAL CITY TREASURER</b>	<b>27,909.73</b>	<b>274,660.35</b>	<b>261,687.00</b>	<b>( 12,973.35)</b>	<b>104.96</b>	<b>.00 ( 12,973.35)</b>

**CITY OF PLATTEVILLE**  
 DETAIL EXPENDITURES WITH COMPARISON TO BUDGET  
 FOR THE 12 MONTHS ENDING DECEMBER 31, 2025

**FUND 100 - GENERAL FUND**

	PERIOD ACTUAL	YTD ACTUAL	BUDGET AMOUNT	VARIANCE	% OF BUDGET	ENC BALANCE	UNENC BALANCE
<u>ASSESSOR</u>							
100-51530-126-000	ASSESSOR: BOARD OF REVIEW	.00	.00	100.00	100.00	.00	100.00
100-51530-132-000	ASSESSOR: SOC SEC	.00	.00	6.00	6.00	.00	6.00
100-51530-133-000	ASSESSOR: MEDICARE	.00	.00	1.00	1.00	.00	1.00
100-51530-210-000	ASSESSOR: PROF SERVICES	2,583.33	30,999.96	31,000.00	.04	100.00	.04
100-51530-341-000	ASSESSOR: ADV & PUB	.00	405.00	300.00	( 105.00)	135.00	.00 ( 105.00)
100-51530-412-000	ASSESSOR:ST. MANUFACTURING	552.73	552.73	450.00	( 102.73)	122.83	.00 ( 102.73)
	<b>TOTAL ASSESSOR</b>	<b>3,136.06</b>	<b>31,957.69</b>	<b>31,857.00</b>	<b>( 100.69)</b>	<b>100.32</b>	<b>.00 ( 100.69)</b>
<u>MUNICIPAL BUILDING</u>							
100-51600-110-000	BLDG SVCS: SALARIES	7,554.04	76,844.83	77,749.00	904.17	98.84	.00 904.17
100-51600-120-000	BLDG SVCS: OTHER WAGES	3,647.73	27,221.10	25,703.00	( 1,518.10)	105.91	.00 ( 1,518.10)
100-51600-131-000	BLDG SVCS: WRS (ERS)	418.44	5,242.36	5,404.00	161.64	97.01	.00 161.64
100-51600-132-000	BLDG SVCS: SOC SEC	475.54	6,028.51	6,413.00	384.49	94.00	.00 384.49
100-51600-133-000	BLDG SVCS: MEDICARE	111.21	1,409.86	1,500.00	90.14	93.99	.00 90.14
100-51600-134-000	BLDG SVCS: LIFE INS	.00	301.48	225.00	( 76.48)	133.99	.00 ( 76.48)
100-51600-135-000	BLDG SVCS: HLTH INS PREM	.00	27,031.54	.00	( 27,031.54)	.00	.00 ( 27,031.54)
100-51600-137-000	BLDG SVCS: HLTH INS CLAIM	634.60	1,799.91	.00	( 1,799.91)	.00	.00 ( 1,799.91)
100-51600-138-000	BLDG SVCS: DENTAL INS	.00	1,451.78	.00	( 1,451.78)	.00	.00 ( 1,451.78)
100-51600-139-000	BLDG SVCS: LONG TERM DIS	.00	303.24	303.00	( .24)	100.08	.00 ( .24)
100-51600-210-000	BLDG SVCS: PROF SERVICES	3,353.50	9,962.25	16,000.00	6,037.75	62.26	.00 6,037.75
100-51600-220-000	BLDG SVCS: GAS,OIL,REPAIR	.00	39.78	400.00	360.22	9.95	.00 360.22
100-51600-300-000	BLDG SVCS: TELEPHONE	90.60	637.76	800.00	162.24	79.72	.00 162.24
100-51600-314-000	BLDG SVCS: UTILITY,REFUSE	5,662.44	27,030.60	28,000.00	969.40	96.54	.00 969.40
100-51600-340-000	BLDG SVCS: OPERAT. SUPPLY	258.16	4,768.73	4,700.00	( 68.73)	101.46	.00 ( 68.73)
100-51600-347-000	BLDG SVCS: VENDING SUPPLIES	.00	143.54	100.00	( 43.54)	143.54	.00 ( 43.54)
100-51600-350-000	BLDG SVCS: BLDG & GROUNDS	1,321.13	5,367.82	12,000.00	6,632.18	44.73	.00 6,632.18
100-51600-380-000	BLDG SVCS: VEHICLE INS	.00	510.00	500.00	( 10.00)	102.00	.00 ( 10.00)
100-51600-500-000	BLDG SVCS: OUTLAY	7,508.99	15,739.15	12,000.00	( 3,739.15)	131.16	.00 ( 3,739.15)
	<b>TOTAL MUNICIPAL BUILDING</b>	<b>31,036.38</b>	<b>211,834.24</b>	<b>191,797.00</b>	<b>( 20,037.24)</b>	<b>110.45</b>	<b>.00 ( 20,037.24)</b>
<u>ERRONEOUS TAXES</u>							
100-51910-008-000	ERRONEOUS TAXES	.00	.00	250.00	250.00	.00	.00 250.00
	<b>TOTAL ERRONEOUS TAXES</b>	<b>.00</b>	<b>.00</b>	<b>250.00</b>	<b>250.00</b>	<b>.00</b>	<b>.00 250.00</b>
<u>JUDGMENTS &amp; LOSSES</u>							
100-51920-001-000	JUDGMENTS & LOSSES	.00	236.39	1,000.00	763.61	23.64	.00 763.61
	<b>TOTAL JUDGMENTS &amp; LOSSES</b>	<b>.00</b>	<b>236.39</b>	<b>1,000.00</b>	<b>763.61</b>	<b>23.64</b>	<b>.00 763.61</b>

**CITY OF PLATTEVILLE**  
 DETAIL EXPENDITURES WITH COMPARISON TO BUDGET  
 FOR THE 12 MONTHS ENDING DECEMBER 31, 2025

**FUND 100 - GENERAL FUND**

		PERIOD ACTUAL	YTD ACTUAL	BUDGET AMOUNT	VARIANCE	% OF BUDGET	ENC BALANCE	UNENC BALANCE
<u>INSURANCES</u>								
100-51930-380-000	INS: PROPERTY & LIABILITY INSU	2,038.32	135,689.48	140,800.00	5,110.52	96.37	.00	5,110.52
100-51930-390-000	INS: WORKERS COMPENSATION	.00	43,985.96	46,000.00	2,014.04	95.62	.00	2,014.04
100-51930-400-000	INS: EMPLOYEES BOND	.00	1,715.75	1,700.00	( 15.75)	100.93	.00	( 15.75)
100-51930-415-000	INS: FLEX SYSTEM & HRA SETUP	302.18	6,358.97	7,000.00	641.03	90.84	.00	641.03
	<b>TOTAL INSURANCES</b>	<b>2,340.50</b>	<b>187,750.16</b>	<b>195,500.00</b>	<b>7,749.84</b>	<b>96.04</b>	<b>.00</b>	<b>7,749.84</b>

**CITY OF PLATTEVILLE**  
 DETAIL EXPENDITURES WITH COMPARISON TO BUDGET  
 FOR THE 12 MONTHS ENDING DECEMBER 31, 2025

**FUND 100 - GENERAL FUND**

	PERIOD ACTUAL	YTD ACTUAL	BUDGET AMOUNT	VARIANCE	% OF BUDGET	ENC BALANCE	UNENC BALANCE
<u>POLICE DEPARTMENT</u>							
100-52100-110-000	POLICE: SALARIES	23,251.70	213,051.85	212,086.00	( 965.85)	100.46	.00 ( 965.85)
100-52100-111-000	POLICE: CAR ALLOWANCE(CHIEF)	191.67	2,165.87	2,300.00	134.13	94.17	.00 134.13
100-52100-114-000	POLICE: OTHER POLICE OFF. WA	162,433.10	1,412,028.07	1,418,935.00	6,906.93	99.51	.00 6,906.93
100-52100-115-000	POLICE: OVERTIME POLICE WAG	7,417.14	56,322.58	52,000.00	( 4,322.58)	108.31	.00 ( 4,322.58)
100-52100-117-000	POLICE: DISPATCHER WAGES	27,807.69	268,086.21	257,760.00	( 10,326.21)	104.01	.00 ( 10,326.21)
100-52100-118-000	POLICE: DISPATCHER OVERTIME	677.85	4,716.43	7,000.00	2,283.57	67.38	.00 2,283.57
100-52100-119-000	POLICE: SCHOOL PATROL WAGES	448.00	4,286.80	5,040.00	753.20	85.06	.00 753.20
100-52100-120-000	POLICE: OTHER WAGES	654.50	11,617.00	17,360.00	5,743.00	66.92	.00 5,743.00
100-52100-124-000	POLICE: OVERTIME	.00	70.27	500.00	429.73	14.05	.00 429.73
100-52100-129-000	POLICE: PROT. WRF (ERS)	18,866.29	234,568.21	236,368.00	1,799.79	99.24	.00 1,799.79
100-52100-131-000	POLICE: WRS (ERS)	1,906.22	18,780.60	25,525.00	6,744.40	73.58	.00 6,744.40
100-52100-132-000	POLICE: SOC SEC	9,097.71	111,930.86	122,327.00	10,396.14	91.50	.00 10,396.14
100-52100-133-000	POLICE: MEDICARE	2,127.72	26,177.59	28,606.00	2,428.41	91.51	.00 2,428.41
100-52100-134-000	POLICE: LIFE INS	.00	2,289.65	2,433.00	143.35	94.11	.00 143.35
100-52100-135-000	POLICE: HEALTH INS PREMIUMS	.00	515,794.24	565,252.00	49,457.76	91.25	.00 49,457.76
100-52100-137-000	POLICE: HEALTH INS. CLAIMS CU	4,783.79	54,962.27	46,976.00	( 7,986.27)	117.00	.00 ( 7,986.27)
100-52100-138-000	POLICE: DENTAL INS	52.08	31,512.60	32,468.00	955.40	97.06	.00 955.40
100-52100-139-000	POLICE: LONG TERM DISABILITY	.00	6,989.33	7,084.00	94.67	98.66	.00 94.67
100-52100-210-000	POLICE: PROF SERVICES	3,290.50	39,338.24	48,000.00	8,661.76	81.95	.00 8,661.76
100-52100-221-000	POLICE: GAS & OIL	2,122.19	24,196.24	25,000.00	803.76	96.78	.00 803.76
100-52100-230-000	POLICE: REPAIR OF VEHICLES	2,120.31	12,503.09	14,500.00	1,996.91	86.23	.00 1,996.91
100-52100-259-000	POLICE: WITNESS FEES	.00	.00	500.00	500.00	.00	.00 500.00
100-52100-260-000	POLICE: MISCELLANEOUS	705.08	3,284.59	5,000.00	1,715.41	65.69	.00 1,715.41
100-52100-263-000	POLICE: POLICE & FIRE COMMISS	367.00	4,378.00	6,000.00	1,622.00	72.97	.00 1,622.00
100-52100-300-000	POLICE: TELEPHONE	4,785.44	18,089.48	25,000.00	6,910.52	72.36	.00 6,910.52
100-52100-310-000	POLICE: OFFICE SUPPLIES	1,767.67	6,489.65	9,000.00	2,510.35	72.11	.00 2,510.35
100-52100-311-000	POLICE: RADIO MAINTENANCE	.00	.00	13,350.00	13,350.00	.00	.00 13,350.00
100-52100-312-000	POLICE: TIME SYSTEM TERMINAL	182.00	11,579.00	13,000.00	1,421.00	89.07	.00 1,421.00
100-52100-314-000	POLICE: UTILITIES & REFUSE	4,792.20	25,341.80	39,500.00	14,158.20	64.16	.00 14,158.20
100-52100-330-000	POLICE: TRAINING, TRAVEL, CON	1,423.59	27,987.44	20,000.00	( 7,987.44)	139.94	.00 ( 7,987.44)
100-52100-334-000	POLICE: ORDNANCE/MUNITION	2,700.50	8,243.07	8,250.00	6.93	99.92	.00 6.93
100-52100-335-000	POLICE: UNIFORM ALLOWANCE	1,579.31	17,697.52	17,300.00	( 397.52)	102.30	.00 ( 397.52)
100-52100-340-000	POLICE: OPERATING SUPPLIES	1,474.37	11,669.42	17,500.00	5,830.58	66.68	.00 5,830.58
100-52100-345-000	POLICE: DATA PROCESSING	13,270.34	22,347.62	26,000.00	3,652.38	85.95	.00 3,652.38
100-52100-350-000	POLICE: BUILDING,GROUND	403.41	10,535.06	14,000.00	3,464.94	75.25	.00 3,464.94
100-52100-360-000	POLICE: TOWING	425.00	2,272.00	3,000.00	728.00	75.73	.00 728.00
100-52100-370-000	POLICE: PARKING ENFORCEMEN	190.36	1,165.31	4,300.00	3,134.69	27.10	.00 3,134.69
100-52100-380-000	POLICE: VEHICLE INSURANCE	( 53.00)	22,255.00	17,000.00	( 5,255.00)	130.91	.00 ( 5,255.00)
100-52100-390-000	POLICE: CRO WORKER'S COMP I	.00	1,610.00	.00	( 1,610.00)	.00	.00 ( 1,610.00)
100-52100-401-000	POLICE: ANIMAL CONTROL	158.75	581.85	2,000.00	1,418.15	29.09	.00 1,418.15
100-52100-409-000	POLICE: COMMUNITY POLICING	.00	342.34	1,000.00	657.66	34.23	.00 657.66
100-52100-460-000	POLICE: DONATIONS SPENT	.00	1,550.00	.00	( 1,550.00)	.00	.00 ( 1,550.00)
100-52100-500-000	POLICE: OUTLAY	650.00	14,359.10	15,000.00	640.90	95.73	.00 640.90
	<b>TOTAL POLICE DEPARTMENT</b>	<b>302,070.48</b>	<b>3,263,166.25</b>	<b>3,384,220.00</b>	<b>121,053.75</b>	<b>96.42</b>	<b>.00 121,053.75</b>

**CITY OF PLATTEVILLE**  
 DETAIL EXPENDITURES WITH COMPARISON TO BUDGET  
 FOR THE 12 MONTHS ENDING DECEMBER 31, 2025

**FUND 100 - GENERAL FUND**

	PERIOD ACTUAL	YTD ACTUAL	BUDGET AMOUNT	VARIANCE	% OF BUDGET	ENC BALANCE	UNENC BALANCE
<u>FIRE DEPARTMENT</u>							
100-52200-110-000	FIRE DEPT: SALARIES	9,288.63	86,047.92	85,790.00 ( 257.92)	100.30	.00 ( 257.92)	
100-52200-120-000	FIRE DEPT: OTHER WAGES	7,184.26	66,688.97	62,078.00 ( 4,610.97)	107.43	.00 ( 4,610.97)	
100-52200-129-000	FIRE DEPT: PROT. WRF (ERS)	1,761.10	22,641.70	21,550.00 ( 1,091.70)	105.07	.00 ( 1,091.70)	
100-52200-131-000	FIRE DEPT: WRS (ERS)	.00 ( 399.71)	.00	399.71	.00	.00	399.71
100-52200-132-000	FIRE DEPT: SOC SEC	660.00	8,377.91	9,168.00	790.09	91.38	790.09
100-52200-133-000	FIRE DEPT: MEDICARE	154.36	1,959.37	2,144.00	184.63	91.39	184.63
100-52200-134-000	FIRE DEPT: LIFE INS	.00	277.37	221.00 ( 56.37)	125.51	.00 ( 56.37)	
100-52200-135-000	FIRE DEPT: HEALTH INS PREMIUM	.00	53,799.12	46,843.00 ( 6,956.12)	114.85	.00 ( 6,956.12)	
100-52200-137-000	FIRE DEPT: HEALTH INS. CLAIMS	.00	5,398.93	3,600.00 ( 1,798.93)	149.97	.00 ( 1,798.93)	
100-52200-138-000	FIRE DEPT: DENTAL INS	.00	2,468.76	2,469.00	.24	99.99	.24
100-52200-139-000	FIRE DEPT: LONG TERM DISABILI	.00	559.68	563.00	3.32	99.41	3.32
100-52200-205-000	FIRE DEPT: CONTRACTUAL	10,802.85	21,515.47	21,500.00 ( 15.47)	100.07	.00 ( 15.47)	
100-52200-211-000	FIRE DEPT: SMALL EQUIP. & SUPP	941.44	3,106.90	3,200.00	93.10	97.09	93.10
100-52200-221-000	FIRE DEPT: GAS & OIL	412.97	6,784.67	8,250.00	1,465.33	82.24	1,465.33
100-52200-230-000	FIRE DEPT: REPAIR OF VEHICLES	127.53	8,986.19	9,000.00	13.81	99.85	13.81
100-52200-300-000	FIRE DEPT: TELEPHONE	220.18	4,116.31	4,000.00 ( 116.31)	102.91	.00 ( 116.31)	
100-52200-308-000	FIRE DEPT: PUBLICATIONS	14.88	385.20	500.00	114.80	77.04	114.80
100-52200-310-000	FIRE DEPT: OFFICE SUPPLIES	55.23	916.38	1,100.00	183.62	83.31	183.62
100-52200-311-000	FIRE DEPT: RADIO MAINTENANCE	14.95	3,967.94	3,750.00 ( 217.94)	105.81	.00 ( 217.94)	
100-52200-314-000	FIRE DEPT: UTILITIES & REFUSE	2,467.15	12,388.42	13,500.00	1,111.58	91.77	1,111.58
100-52200-320-000	FIRE DEPT: SUBSCRIPTION & DU	375.00	2,104.72	1,800.00 ( 304.72)	116.93	.00 ( 304.72)	
100-52200-330-000	FIRE DEPT: TRAVEL & CONFEREN	( 479.80)	3,379.47	3,500.00	120.53	96.56	120.53
100-52200-335-000	FIRE DEPT: UNIFORM ALLOWANC	988.92	1,413.92	2,000.00	586.08	70.70	586.08
100-52200-340-000	FIRE DEPT: OPERATING SUPPLIE	1,179.77	3,873.93	4,600.00	726.07	84.22	726.07
100-52200-345-000	FIRE DEPT: DATA PROCESSING	.00	730.42	1,200.00	469.58	60.87	469.58
100-52200-350-000	FIRE DEPT: BUILDINGS & GROUN	2,147.13	3,637.83	3,000.00 ( 637.83)	121.26	.00 ( 637.83)	
100-52200-355-000	FIRE DEPT: SAFETY ITEMS	196.50	196.50	250.00	53.50	78.60	53.50
100-52200-356-000	FIRE DEPT: ROPES/RESCUE EQUI	771.32	899.71	1,000.00	100.29	89.97	100.29
100-52200-380-000	FIRE DEPT: VEHICLE INSURANCE	.00	11,505.00	10,778.00 ( 727.00)	106.75	.00 ( 727.00)	
100-52200-406-000	FIRE DEPT: TETANUS & FLU SHOT	.00	171.00	750.00	579.00	22.80	579.00
100-52200-442-000	FIRE DEPT: LENGTH OF SERVICE	6,000.00	7,467.00	7,500.00	33.00	99.56	33.00
100-52200-460-000	FIRE DEPT: MEMBER APPRECIATI	.00	17,750.00	17,750.00	.00	100.00	.00
100-52200-470-000	FIRE DEPT: FIRE PREVENTION	99.99	931.73	3,000.00	2,068.27	31.06	2,068.27
100-52200-500-000	FIRE DEPT: OUTLAY	.00	9,655.74	9,500.00 ( 155.74)	101.64	.00 ( 155.74)	
100-52200-501-000	FIRE DEPT: SAFETY UNIFORMS O	3,324.28	19,650.83	19,500.00 ( 150.83)	100.77	.00 ( 150.83)	
100-52200-535-000	FIRE DEPT: VEHICLE LEASE	710.20	8,522.40	8,522.00 ( .40)	100.00	.00 ( .40)	
<b>TOTAL FIRE DEPARTMENT</b>		<b>49,418.84</b>	<b>401,877.70</b>	<b>393,876.00 ( 8,001.70)</b>	<b>102.03</b>	<b>.00 ( 8,001.70)</b>	
<u>AMBULANCE</u>							
100-52300-900-000	AMBULANCE: PAYMENT TO SWHC	185,824.00	185,829.84	187,360.00	1,530.16	99.18	1,530.16
<b>TOTAL AMBULANCE</b>		<b>185,824.00</b>	<b>185,829.84</b>	<b>187,360.00</b>	<b>1,530.16</b>	<b>99.18</b>	<b>1,530.16</b>

**CITY OF PLATTEVILLE**  
 DETAIL EXPENDITURES WITH COMPARISON TO BUDGET  
 FOR THE 12 MONTHS ENDING DECEMBER 31, 2025

**FUND 100 - GENERAL FUND**

	PERIOD ACTUAL	YTD ACTUAL	BUDGET AMOUNT	VARIANCE	% OF BUDGET	ENC BALANCE	UNENC BALANCE
<u>BUILDING INSPECTION</u>							
100-52400-111-000	BLDG INSP: CAR ALLOWANCE	100.00	1,130.00	1,200.00	70.00	94.17	.00 70.00
100-52400-120-000	BLDG INSP: OTHER WAGES	26,779.71	87,072.67	67,372.00	( 19,700.67)	129.24	.00 ( 19,700.67)
100-52400-124-000	BLDG INSP: OVERTIME	.00	19,076.88	6,000.00	( 13,076.88)	317.95	.00 ( 13,076.88)
100-52400-131-000	BLDG INSP: WRS (ERS)	107.82	5,624.94	5,099.00	( 525.94)	110.31	.00 ( 525.94)
100-52400-132-000	BLDG INSP: SOC SEC	1,651.51	6,475.27	4,623.00	( 1,852.27)	140.07	.00 ( 1,852.27)
100-52400-133-000	BLDG INSP: MEDICARE	386.24	1,514.37	1,081.00	( 433.37)	140.09	.00 ( 433.37)
100-52400-135-000	BLDG INSP: HEALTH INS PREMIU	.00	19,942.80	19,943.00	.20	100.00	.00 .20
100-52400-137-000	BLDG INSP: HEALTH INS. CLAIMS	35.75	3,870.73	3,431.00	( 439.73)	112.82	.00 ( 439.73)
100-52400-138-000	BLDG INSP: DENTAL INS	.00	885.00	885.00	.00	100.00	.00 .00
100-52400-139-000	BLDG INSP: LONG TERM DISABILI	.00	267.60	263.00	( 4.60)	101.75	.00 ( 4.60)
100-52400-261-000	BLDG INSP: INSPECTOR CERTIFI	.00	.00	1,000.00	1,000.00	.00	.00 1,000.00
100-52400-310-000	BLDG INSP: OFFICE SUPPLIES	.00	1,163.91	500.00	( 663.91)	232.78	.00 ( 663.91)
100-52400-320-000	BLDG INSP: SUBSCRIPTION & DU	.00	.00	400.00	400.00	.00	.00 400.00
100-52400-330-000	BLDG INSP: TRAVEL & CONFEREN	.00	2,200.16	1,500.00	( 700.16)	146.68	.00 ( 700.16)
	<b>TOTAL BUILDING INSPECTION</b>	<b>29,061.03</b>	<b>149,224.33</b>	<b>113,297.00</b>	<b>( 35,927.33)</b>	<b>131.71</b>	<b>.00 ( 35,927.33)</b>
<u>SEALER WEIGHTS/MEASURES</u>							
100-52410-343-000	WEIGHTS & MEASURES	.00	4,500.00	4,500.00	.00	100.00	.00 .00
	<b>TOTAL SEALER WEIGHTS/MEASU</b>	<b>.00</b>	<b>4,500.00</b>	<b>4,500.00</b>	<b>.00</b>	<b>100.00</b>	<b>.00 .00</b>
<u>EMERGENCY MANAGEMENT</u>							
100-52900-314-000	EMERG MGMT: UTILITY, REFUSE	21.85	129.29	150.00	20.71	86.19	.00 20.71
100-52900-344-000	EMERG MGMT: REPAIR & MAINTEN	.00	1,670.16	3,000.00	1,329.84	55.67	.00 1,329.84
	<b>TOTAL EMERGENCY MANAGEME</b>	<b>21.85</b>	<b>1,799.45</b>	<b>3,150.00</b>	<b>1,350.55</b>	<b>57.13</b>	<b>.00 1,350.55</b>

**CITY OF PLATTEVILLE**  
 DETAIL EXPENDITURES WITH COMPARISON TO BUDGET  
 FOR THE 12 MONTHS ENDING DECEMBER 31, 2025

**FUND 100 - GENERAL FUND**

	PERIOD ACTUAL	YTD ACTUAL	BUDGET AMOUNT	VARIANCE	% OF BUDGET	ENC BALANCE	UNENC BALANCE
<b>STREET ADMINISTRATION</b>							
100-53100-110-000	STR ADMIN: SALARIES	5,989.95	52,330.96	47,455.00 ( 4,875.96)	110.27	.00 ( 4,875.96)	
100-53100-111-000	STR ADMIN: CAR ALLOWANCE	212.36	1,437.24	1,427.00 ( 10.24)	100.72	.00 ( 10.24)	
100-53100-120-000	STR ADMIN: OTHER WAGES	231.27	2,242.75	2,195.00 ( 47.75)	102.18	.00 ( 47.75)	
100-53100-124-000	STR ADMIN: OVERTIME	.00	2.88	.00 ( 2.88)	.00	.00 ( 2.88)	
100-53100-131-000	STR ADMIN: WRS (ERS)	286.28	3,639.33	3,451.00 ( 188.33)	105.46	.00 ( 188.33)	
100-53100-132-000	STR ADMIN: SOC SEC	253.02	3,211.28	3,166.00 ( 45.28)	101.43	.00 ( 45.28)	
100-53100-133-000	STR ADMIN: MEDICARE	59.18	750.97	741.00 ( 9.97)	101.35	.00 ( 9.97)	
100-53100-134-000	STR ADMIN: LIFE INS	( 3.64)	361.33	346.00 ( 15.33)	104.43	.00 ( 15.33)	
100-53100-135-000	STR ADMIN: HEALTH INS PREMIU	( 85.96)	9,826.03	9,971.00 144.97	98.55	.00 144.97	
100-53100-137-000	STR ADMIN: HEALTH INS. CLAIMS	.00	900.98	1,239.00 338.02	72.72	.00 338.02	
100-53100-138-000	STR ADMIN: DENTAL INS	( 3.81)	437.34	456.00 18.66	95.91	.00 18.66	
100-53100-139-000	STR ADMIN: LONG TERM DISABILI	( 1.15)	206.09	194.00 ( 12.09)	106.23	.00 ( 12.09)	
100-53100-210-000	STR ADMIN: PROF SERVICES	12,378.75	8,456.25	10,000.00 1,543.75	84.56	.00 1,543.75	
100-53100-220-000	STR ADMIN: GAS, OIL, & REPAIRS	.00	594.97	100.00 ( 494.97)	594.97	.00 ( 494.97)	
100-53100-300-000	STR ADMIN: TELEPHONE	.09	.99	1.00 .01	99.00	.00 .01	
100-53100-309-000	STR ADMIN: POSTAGE	9.62	456.75	200.00 ( 256.75)	228.38	.00 ( 256.75)	
100-53100-310-000	STR ADMIN: OFFICE SUPPLIES	.00	.00	500.00 500.00	.00	.00 500.00	
100-53100-313-000	STR ADMIN: OFFICE EQUIPMENT	.00	1,297.74	2,500.00 1,202.26	51.91	.00 1,202.26	
100-53100-320-000	STR ADMIN: SUBSCRIPTION & DU	260.00	801.00	600.00 ( 201.00)	133.50	.00 ( 201.00)	
100-53100-330-000	STR ADMIN: TRAVEL & CONFERE	400.00	272.69	1,000.00 727.31	27.27	.00 727.31	
100-53100-340-000	STR ADMIN: OPERATING SUPPLIE	.00	48.56	500.00 451.44	9.71	.00 451.44	
100-53100-345-000	STR ADMIN: DATA PROCESSING	( 3,677.12)	6,154.04	1,400.00 ( 4,754.04)	439.57	.00 ( 4,754.04)	
100-53100-500-000	STR ADMIN: OUTLAY	.00	.00	250.00 250.00	.00	.00 250.00	
	<b>TOTAL STREET ADMINISTRATION</b>	<b>16,308.84</b>	<b>93,430.17</b>	<b>87,692.00 ( 5,738.17)</b>	<b>106.54</b>	<b>.00 ( 5,738.17)</b>	

**CITY OF PLATTEVILLE**  
 DETAIL EXPENDITURES WITH COMPARISON TO BUDGET  
 FOR THE 12 MONTHS ENDING DECEMBER 31, 2025

**FUND 100 - GENERAL FUND**

		PERIOD		BUDGET		% OF	ENC	UNENC
		ACTUAL	YTD ACTUAL	AMOUNT	VARIANCE	BUDGET	BALANCE	BALANCE
<b>STREET MAINTENANCE</b>								
100-53301-110-000	STR MAINT: SALARIES	4,894.97	44,782.82	44,644.00	( 138.82)	100.31	.00	( 138.82)
100-53301-119-000	STR MAINT: CONSTRUCT. WAGES	.00	673.50	8,000.00	7,326.50	8.42	.00	7,326.50
100-53301-120-000	STR MAINT: MAINTENANCEWAGE	42,186.55	352,927.54	280,561.00	( 72,366.54)	125.79	.00	( 72,366.54)
100-53301-121-000	STR MAINT: SERVICE OTHER DEP	.00	1,650.67	2,500.00	849.33	66.03	.00	849.33
100-53301-124-000	STR MAINT: OVERTIME	1,866.21	2,620.22	12,798.00	10,177.78	20.47	.00	10,177.78
100-53301-127-000	STR MAINT: SERVICE OTHER PAR	.00	.00	500.00	500.00	.00	.00	500.00
100-53301-131-000	STR MAINT: WRS (ERS)	2,416.10	27,118.17	24,255.00	( 2,863.17)	111.80	.00	( 2,863.17)
100-53301-132-000	STR MAINT: SOC SEC	1,967.95	21,885.03	21,638.00	( 247.03)	101.14	.00	( 247.03)
100-53301-133-000	STR MAINT: MEDICARE	460.25	5,118.20	5,060.00	( 58.20)	101.15	.00	( 58.20)
100-53301-134-000	STR MAINT: LIFE INS	.00	528.10	579.00	50.90	91.21	.00	50.90
100-53301-135-000	STR MAINT: HEALTH INS PREMIU	.00	83,048.52	92,017.00	8,968.48	90.25	.00	8,968.48
100-53301-137-000	STR MAINT: HEALTH INS. CLAIMS	458.09	14,017.94	12,757.00	( 1,260.94)	109.88	.00	( 1,260.94)
100-53301-138-000	STR MAINT: DENTAL INS	.00	6,328.76	6,858.00	529.24	92.28	.00	529.24
100-53301-139-000	STR MAINT: LONG TERM DISABILI	.00	1,272.32	1,300.00	27.68	97.87	.00	27.68
100-53301-198-000	STR MAINT: DOWNTOWN PARKIN	.00	274.48	100.00	( 174.48)	274.48	.00	( 174.48)
100-53301-199-000	STR MAINT: EQUIPMENT REPAIRS	21,887.23	45,424.89	57,000.00	11,575.11	79.69	10,862.40	712.71
100-53301-200-000	STR MAINT: MATERIAL & SUPPLIE	32,537.77	54,810.97	57,000.00	2,189.03	96.16	.00	2,189.03
100-53301-202-000	STR MAINT: CURB & GUTTER	.00	1,149.50	1,500.00	350.50	76.63	.00	350.50
100-53301-203-000	STR MAINT: SALT	22,096.25	75,240.64	120,000.00	44,759.36	62.70	29,090.10	15,669.26
100-53301-204-000	STR MAINT: STREET CRACK FILLI	.00	6,943.75	7,400.00	456.25	93.83	.00	456.25
100-53301-206-000	STR MAINT: BLACKTOP PATCH (C	.00	2,528.15	3,000.00	471.85	84.27	.00	471.85
100-53301-207-000	STR MAINT: SAFETY EQUIPMENT	.00	2,398.69	3,200.00	801.31	74.96	.00	801.31
100-53301-208-000	STR MAINT: STREET SIGNS	7,231.25	15,018.76	17,000.00	1,981.24	88.35	.00	1,981.24
100-53301-209-000	STR MAINT: BLACK TOP HOT MIX	.00	538.47	6,000.00	5,461.53	8.97	.00	5,461.53
100-53301-221-000	STR MAINT: GAS & OIL	11,083.38	35,486.91	40,000.00	4,513.09	88.72	.00	4,513.09
100-53301-300-000	STR MAINT: TELEPHONE	316.39	2,121.50	2,750.00	628.50	77.15	.00	628.50
100-53301-314-000	STR MAINT: UTILITIES & REFUSE	1,750.60	8,656.44	10,000.00	1,343.56	86.56	.00	1,343.56
100-53301-330-000	STR MAINT: TRAVEL & CONFEREN	.00	104.61	2,000.00	1,895.39	5.23	.00	1,895.39
100-53301-335-000	STR MAINT: UNIFORM ALLOWANC	717.90	3,126.09	3,200.00	73.91	97.69	.00	73.91
100-53301-350-000	STR MAINT: BUILDINGS & GROUN	1,741.50	4,915.04	5,000.00	84.96	98.30	.00	84.96
100-53301-380-000	STR MAINT: VEHICLE INSURANCE	.00	23,340.00	20,000.00	( 3,340.00)	116.70	.00	( 3,340.00)
100-53301-444-000	STR MAINT: UNEMP COMP	.00	409.44	.00	( 409.44)	.00	.00	( 409.44)
100-53301-500-000	STR MAINT: OUTLAY	.00	.00	12,000.00	12,000.00	.00	8,869.00	3,131.00
100-53301-530-000	STR MAINT: SNOW & ICE CONTRA	1,675.00	1,869.40	150.00	( 1,719.40)	1,246.27	.00	( 1,719.40)
100-53301-531-000	STR MAINT: CITY/UWP AGREEME	6,290.39	6,290.39	6,300.00	9.61	99.85	.00	9.61
100-53301-535-000	STR MAINT: VEHICLE LEASE	3,839.58	46,172.36	48,000.00	1,827.64	96.19	.00	1,827.64
<b>TOTAL STREET MAINTENANCE</b>		<b>165,417.36</b>	<b>898,792.27</b>	<b>935,067.00</b>	<b>36,274.73</b>	<b>96.12</b>	<b>48,821.50</b>	<b>( 12,546.77)</b>

**CITY OF PLATTEVILLE**  
 DETAIL EXPENDITURES WITH COMPARISON TO BUDGET  
 FOR THE 12 MONTHS ENDING DECEMBER 31, 2025

**FUND 100 - GENERAL FUND**

	PERIOD ACTUAL	YTD ACTUAL	BUDGET AMOUNT	VARIANCE	% OF BUDGET	ENC BALANCE	UNENC BALANCE
<u>STATE HIGHWAYS</u>							
100-53320-110-000	STATE HWY: SALARIES	1,018.19	8,270.56	8,117.00	( 153.56)	101.89	.00 ( 153.56)
100-53320-131-000	STATE HWY: WRS (ERS)	44.04	548.25	564.00	15.75	97.21	.00 15.75
100-53320-132-000	STATE HWY: SOC SEC	36.69	457.74	503.00	45.26	91.00	.00 45.26
100-53320-133-000	STATE HWY: MEDICARE	8.58	107.05	118.00	10.95	90.72	.00 10.95
100-53320-134-000	STATE HWY: LIFE INS	.00	7.93	9.00	1.07	88.11	.00 1.07
100-53320-135-000	STATE HWY: HEALTH INS PREMIU	.00	2,689.92	2,690.00	.08	100.00	.00 .08
100-53320-137-000	STATE HWY: HEALTH CLAIMS	.00	359.21	356.00	( 3.21)	100.90	.00 ( 3.21)
100-53320-138-000	STATE HWY: DENTAL INS	.00	158.40	158.00	( .40)	100.25	.00 ( .40)
100-53320-139-000	STATE HWY: LONG TERM DISABIL	.00	31.92	32.00	.08	99.75	.00 .08
100-53320-200-000	STATE HWY: MATERIAL & SUPPLI	1,867.37	3,006.38	2,000.00	( 1,006.38)	150.32	.00 ( 1,006.38)
100-53320-220-000	STATE HWY: GAS, OIL, & REPAIRS	.00	.00	5,000.00	5,000.00	.00	.00 5,000.00
	<b>TOTAL STATE HIGHWAYS</b>	<b>2,974.87</b>	<b>15,637.36</b>	<b>19,547.00</b>	<b>3,909.64</b>	<b>80.00</b>	<b>.00 3,909.64</b>
<u>STREET LIGHTING</u>							
100-53420-345-000	STR LTG: DATA PROCESSING	.00	.00	1,200.00	1,200.00	.00	.00 1,200.00
100-53420-435-000	STR LTG: DECORATIVE LIGHT MAI	970.37	4,829.46	4,500.00	( 329.46)	107.32	.00 ( 329.46)
100-53420-502-000	STR LTG: STREET LIGHT POWER	17,518.07	102,815.22	88,000.00	( 14,815.22)	116.84	.00 ( 14,815.22)
100-53420-503-000	STR LTG: STOP LIGHT POWER	1,864.51	9,505.26	7,750.00	( 1,755.26)	122.65	.00 ( 1,755.26)
100-53420-504-000	STR LTG: STOP LIGHT MAINTENA	10,623.26	13,815.68	13,000.00	( 815.68)	106.27	.00 ( 815.68)
100-53420-505-000	STR LTG: TRAIL LIGHT POWER	344.75	1,540.62	1,400.00	( 140.62)	110.04	.00 ( 140.62)
	<b>TOTAL STREET LIGHTING</b>	<b>31,320.96</b>	<b>132,506.24</b>	<b>115,850.00</b>	<b>( 16,656.24)</b>	<b>114.38</b>	<b>.00 ( 16,656.24)</b>
<u>STORM SEWER MAINTENANCE</u>							
100-53441-110-000	STM SWR MAINT: SALARIES	316.80	3,942.97	4,058.00	115.03	97.17	.00 115.03
100-53441-120-000	STM SWR MAINT: MAINT WAGES	889.11	16,918.01	28,683.00	11,764.99	58.98	.00 11,764.99
100-53441-131-000	STM SWR MAINT: WRS (ERS)	77.60	1,451.08	2,275.00	823.92	63.78	.00 823.92
100-53441-132-000	STM SWR MAINT: SOC SEC	61.66	1,142.01	2,030.00	887.99	56.26	.00 887.99
100-53441-133-000	STM SWR MAINT: MEDICARE	14.42	267.13	475.00	207.87	56.24	.00 207.87
100-53441-134-000	STM SWR MAINT: LIFE INS	.00	181.94	198.00	16.06	91.89	.00 16.06
100-53441-135-000	STM SWR MAINT: HEALTH INS PR	.00	11,316.36	11,317.00	.64	99.99	.00 .64
100-53441-137-000	STM SWR MAINT: HEALTH INS. CL	.00	2,059.63	1,978.00	( 81.63)	104.13	.00 ( 81.63)
100-53441-138-000	STM SWR MAINT: DENTAL INS	.00	521.76	522.00	.24	99.95	.00 .24
100-53441-139-000	STM SWR MAINT: LONG TERM DIS	.00	130.09	128.00	( 2.09)	101.63	.00 ( 2.09)
100-53441-200-000	STM SWR MAINT: MATERIAL & SU	.00	10,531.55	4,000.00	( 6,531.55)	263.29	.00 ( 6,531.55)
100-53441-205-000	STM SWR MAINT: CONTRACTUAL	.00	260.00	2,000.00	1,740.00	13.00	.00 1,740.00
100-53441-210-000	STM SWR MAINT: PROF SERVICE	.00	1,500.00	12,000.00	10,500.00	12.50	.00 10,500.00
	<b>TOTAL STORM SEWER MAINTENA</b>	<b>1,359.59</b>	<b>50,222.53</b>	<b>69,664.00</b>	<b>19,441.47</b>	<b>72.09</b>	<b>.00 19,441.47</b>

**CITY OF PLATTEVILLE**  
 DETAIL EXPENDITURES WITH COMPARISON TO BUDGET  
 FOR THE 12 MONTHS ENDING DECEMBER 31, 2025

**FUND 100 - GENERAL FUND**

	PERIOD ACTUAL	YTD ACTUAL	BUDGET AMOUNT	VARIANCE	% OF BUDGET	ENC BALANCE	UNENC BALANCE	
<u>REFUSE COLLECTIONS</u>								
100-53620-002-000	REFUSE: COLLECTIONS	37,249.32	223,605.24	227,100.00	3,494.76	98.46	.00	3,494.76
	<b>TOTAL REFUSE COLLECTIONS</b>	<b>37,249.32</b>	<b>223,605.24</b>	<b>227,100.00</b>	<b>3,494.76</b>	<b>98.46</b>	<b>.00</b>	<b>3,494.76</b>
<u>RECYCLING PROGRAM</u>								
100-53635-110-000	RECYCLE: SALARIES	445.00	4,071.17	4,058.00	( 13.17)	100.32	.00	( 13.17)
100-53635-120-000	RECYCLE: OTHER WAGES	2,798.70	32,153.58	82,722.00	50,568.42	38.87	.00	50,568.42
100-53635-124-000	RECYCLE: OVERTIME	.00	.00	2,409.00	2,409.00	.00	.00	2,409.00
100-53635-131-000	RECYCLE: WRS (ERS	126.87	2,357.86	6,198.00	3,840.14	38.04	.00	3,840.14
100-53635-132-000	RECYCLE: SOC SEC	147.59	1,962.16	5,530.00	3,567.84	35.48	.00	3,567.84
100-53635-133-000	RECYCLE: MEDICARE	34.51	458.92	1,293.00	834.08	35.49	.00	834.08
100-53635-134-000	RECYCLE: LIFE INS	.00	92.23	100.00	7.77	92.23	.00	7.77
100-53635-135-000	RECYCLE: HEALTH INS PREMIUM	.00	41,694.36	41,695.00	.64	100.00	.00	.64
100-53635-137-000	RECYCLE: HEALTH INS. CLAIMS C	177.04	5,930.57	5,578.00	( 352.57)	106.32	.00	( 352.57)
100-53635-138-000	RECYCLE: DENTAL INS	.00	2,277.69	2,455.00	177.31	92.78	.00	177.31
100-53635-139-000	RECYCLE: LONG TERM DISABILIT	.00	345.14	338.00	( 7.14)	102.11	.00	( 7.14)
100-53635-205-000	RECYCLE: CONTRACTUAL	27,415.06	164,460.42	167,300.00	2,839.58	98.30	.00	2,839.58
100-53635-214-000	RECYCLE: BAGS & BAG SORTING	.00	519.25	500.00	( 19.25)	103.85	.00	( 19.25)
100-53635-220-000	RECYCLE: GAS, OIL, & REPAIRS	.00	4,492.81	7,500.00	3,007.19	59.90	.00	3,007.19
100-53635-290-000	RECYCLE: PRINTING & ADVERTIS	.00	335.25	500.00	164.75	67.05	.00	164.75
100-53635-340-000	RECYCLE: OPERATING SUPPLIES	92.11	707.59	3,200.00	2,492.41	22.11	.00	2,492.41
	<b>TOTAL RECYCLING PROGRAM</b>	<b>31,236.88</b>	<b>261,859.00</b>	<b>331,376.00</b>	<b>69,517.00</b>	<b>79.02</b>	<b>.00</b>	<b>69,517.00</b>
<u>WEED CONTRACTUAL</u>								
100-53640-310-000	WEEDS: OFFICE SUPPLIES	.00	67.50	.00	( 67.50)	.00	.00	( 67.50)
100-53640-531-000	WEEDS: CONTRACTUAL	.00	.00	600.00	600.00	.00	.00	600.00
	<b>TOTAL WEED CONTRACTUAL</b>	<b>.00</b>	<b>67.50</b>	<b>600.00</b>	<b>532.50</b>	<b>11.25</b>	<b>.00</b>	<b>532.50</b>

**CITY OF PLATTEVILLE**  
 DETAIL EXPENDITURES WITH COMPARISON TO BUDGET  
 FOR THE 12 MONTHS ENDING DECEMBER 31, 2025

**FUND 100 - GENERAL FUND**

	PERIOD ACTUAL	YTD ACTUAL	BUDGET AMOUNT	VARIANCE	% OF BUDGET	ENC BALANCE	UNENC BALANCE
<u>CEMETERIES</u>							
100-54910-110-000	CEMETERIES: SALARIES	2,224.99	20,355.88	20,293.00 ( 62.88)	100.31	.00 ( 62.88)	
100-54910-112-000	CEMETERIES: SEASONAL	.00	30,742.45	30,100.00 ( 642.45)	102.13	.00 ( 642.45)	
100-54910-119-000	CEMETERIES: CONSTRUCT WAG	.00	.00	500.00 500.00	.00	.00 500.00	
100-54910-120-000	CEMETERIES: MAINT WAGES	2,217.78	32,358.78	46,868.00 14,509.22	69.04	.00 14,509.22	
100-54910-124-000	CEMETERIES: OVERTIME	.00	81.09	653.00 571.91	12.42	.00 571.91	
100-54910-126-000	CEMETERIES: SEASONAL OVERTI	.00	.00	200.00 200.00	.00	.00 200.00	
100-54910-131-000	CEMETERIES: WRS (ERS	226.31	3,624.50	6,839.00 3,214.50	53.00	.00 3,214.50	
100-54910-132-000	CEMETERIES: SOC SEC	191.95	4,926.93	6,113.00 1,186.07	80.60	.00 1,186.07	
100-54910-133-000	CEMETERIES: MEDICARE	44.89	1,152.22	1,429.00 276.78	80.63	.00 276.78	
100-54910-134-000	CEMETERIES: LIFE INS	.00	60.55	64.00 3.45	94.61	.00 3.45	
100-54910-135-000	CEMETERIES: HEALTH INS PREMI	.00	33,624.48	33,625.00 .52	100.00	.00 .52	
100-54910-137-000	CEMETERIES: HEALTH INS. CLAIM	.00	2,697.51	2,584.00 ( 113.51)	104.39	.00 ( 113.51)	
100-54910-138-000	CEMETERIES: DENTAL INS	.00	1,979.76	1,980.00 .24	99.99	.00 .24	
100-54910-139-000	CEMETERIES: LONG TERM DISAB	.00	264.47	264.00 ( .47)	100.18	.00 ( .47)	
100-54910-200-000	CEMETERIES: MATERIAL & SUPPL	469.10	2,472.24	7,000.00 4,527.76	35.32	.00 4,527.76	
100-54910-220-000	CEMETERIES: GAS, OIL, & REPAIR	.00	3,934.56	5,000.00 1,065.44	78.69	.00 1,065.44	
100-54910-314-000	CEMETERIES: UTILITIES & REFUS	44.60	265.82	450.00 184.18	59.07	.00 184.18	
100-54910-330-000	CEMETERIES: TRAVEL & CONFER	.00	1,280.91	.00 ( 1,280.91)	.00	.00 ( 1,280.91)	
100-54910-340-000	CEMETERIES: OPERATING SUPPL	802.62	2,184.21	3,800.00 1,615.79	57.48	.00 1,615.79	
100-54910-390-000	CEMETERIES: OTHER EXPENSE	.00	250.00	.00 ( 250.00)	.00	.00 ( 250.00)	
100-54910-500-000	CEMETERIES: OUTLAY	2,128.00	11,524.56	13,000.00 1,475.44	88.65	.00 1,475.44	
	<b>TOTAL CEMETERIES</b>	<b>8,350.24</b>	<b>153,780.92</b>	<b>180,762.00 26,981.08</b>	<b>85.07</b>	<b>.00</b>	<b>26,981.08</b>

**CITY OF PLATTEVILLE**  
 DETAIL EXPENDITURES WITH COMPARISON TO BUDGET  
 FOR THE 12 MONTHS ENDING DECEMBER 31, 2025

**FUND 100 - GENERAL FUND**

	PERIOD ACTUAL	YTD ACTUAL	BUDGET AMOUNT	VARIANCE	% OF BUDGET	ENC BALANCE	UNENC BALANCE
<b>LIBRARY</b>							
100-55110-110-000	LIBRARY: SALARIES	9,050.52	82,307.63	82,110.00	( 197.63)	100.24	.00 ( 197.63)
100-55110-120-000	LIBRARY: OTHER WAGES	54,467.27	498,878.55	513,758.00	14,879.45	97.10	.00 14,879.45
100-55110-124-000	LIBRARY: OVERTIME	76.84	82.47	.00	( 82.47)	.00	.00 ( 82.47)
100-55110-131-000	LIBRARY: WRS (ERS)	2,136.59	25,568.33	33,683.00	8,114.67	75.91	.00 8,114.67
100-55110-132-000	LIBRARY: SOC SEC	2,664.05	33,120.58	36,943.00	3,822.42	89.65	.00 3,822.42
100-55110-133-000	LIBRARY: MEDICARE	623.02	7,745.58	8,641.00	895.42	89.64	.00 895.42
100-55110-134-000	LIBRARY: LIFE INS	.00	983.05	1,077.00	93.95	91.28	.00 93.95
100-55110-135-000	LIBRARY: HEALTH INS PREMIUMS	.00	83,699.46	88,415.00	4,715.54	94.67	.00 4,715.54
100-55110-137-000	LIBRARY: HEALTH INS. CLAIMS C	.00	9,069.12	12,257.00	3,187.88	73.99	.00 3,187.88
100-55110-138-000	LIBRARY: DENTAL INS	.00	4,352.98	4,449.00	96.02	97.84	.00 96.02
100-55110-139-000	LIBRARY: LONG TERM DISABILITY	.00	1,379.13	1,407.00	27.87	98.02	.00 27.87
100-55110-240-500	LIBRARY: BOOKS-RESOURCELIB	454.09	2,939.60	3,000.00	60.40	97.99	.00 60.40
100-55110-240-600	LIBRARY: SWLS DISCRETIONARY	1,995.87	1,995.87	2,000.00	4.13	99.79	.00 4.13
100-55110-240-800	LIBRARY: RESOURCE AUDIOBOO	1,221.76	5,653.15	5,624.00	( 29.15)	100.52	.00 ( 29.15)
100-55110-250-200	LIBRARY: PERIODICALS-CHILDRE	521.85	485.97	500.00	14.03	97.19	.00 14.03
100-55110-250-400	LIBRARY: PERIODICALSYOUNGA	84.21	84.21	150.00	65.79	56.14	.00 65.79
100-55110-250-600	LIBRARY: PERIODICALS-ADULT	1,246.32	3,328.03	3,300.00	( 28.03)	100.85	.00 ( 28.03)
100-55110-250-900	LIBRARY: PERIODICALS-PROFES	367.53	495.53	1,000.00	504.47	49.55	.00 504.47
100-55110-300-000	LIBRARY: TELEPHONE	230.39	442.91	2,200.00	1,757.09	20.13	.00 1,757.09
100-55110-309-000	LIBRARY: POSTAGE	128.70	950.22	950.00	( .22)	100.02	.00 ( .22)
100-55110-313-000	LIBRARY: OFFICE EQUIPMENT MA	319.56	3,235.94	3,000.00	( 235.94)	107.86	.00 ( 235.94)
100-55110-314-000	LIBRARY: UTILITIES & REFUSE	.00	13.60	.00	( 13.60)	.00	.00 ( 13.60)
100-55110-327-000	LIBRARY: FOUNDATION FUNDED	609.77	11,178.19	.00	( 11,178.19)	.00	.00 ( 11,178.19)
100-55110-328-000	LIBRARY: GRANT/DONATION EXP	357.51	2,168.98	.00	( 2,168.98)	.00	.00 ( 2,168.98)
100-55110-340-000	LIBRARY: OPERATING SUPPLIES	182.60	1,259.28	1,500.00	240.72	83.95	.00 240.72
100-55110-341-000	LIBRARY: ADV & PUB	715.63	1,631.40	2,100.00	468.60	77.69	.00 468.60
100-55110-342-800	LIBRARY: AV-DIGITAL MEDIA	.00	8,314.99	8,350.00	35.01	99.58	.00 35.01
100-55110-350-000	LIBRARY: BUILDINGS & GROUNDS	4,886.06	9,368.79	10,000.00	631.21	93.69	.00 631.21
100-55110-600-005	CTY FUND-PROF SERVICES	8,777.02	69,781.58	72,000.00	2,218.42	96.92	.00 2,218.42
100-55110-600-010	CTY FUND-CHILDREN'S BOOK MA	363.08	11,957.72	12,000.00	42.28	99.65	.00 42.28
100-55110-600-015	CTY FUND-YNG ADULT BOOK MAT	1,187.08	2,993.92	3,000.00	6.08	99.80	.00 6.08
100-55110-600-020	CTY FUND-ADULT FICTION MAT	2,510.98	12,090.76	12,000.00	( 90.76)	100.76	.00 ( 90.76)
100-55110-600-025	CTY FUND-ADULT NON FICT MAT	5,375.82	11,967.06	12,000.00	32.94	99.73	.00 32.94
100-55110-600-030	CTY FUND-DIRECT DISCRETIONA	.00	263.78	400.00	136.22	65.95	.00 136.22
100-55110-600-035	CTY FUND-OFFICE SUPPLIES	576.59	6,402.90	6,500.00	97.10	98.51	.00 97.10
100-55110-600-037	CTY FUND-UTILITIES & REFUSE	7,288.77	48,071.05	46,000.00	( 2,071.05)	104.50	.00 ( 2,071.05)
100-55110-600-045	CTY FUND-SUBSCRIPTION & DUE	195.00	770.20	800.00	29.80	96.28	.00 29.80
100-55110-600-050	CTY FUND-CHILDREN'S PROGRA	757.93	4,043.58	4,000.00	( 43.58)	101.09	.00 ( 43.58)
100-55110-600-055	CTY FUND-YOUNG ADULT PROGR	726.57	1,581.39	2,000.00	418.61	79.07	.00 418.61
100-55110-600-060	CTY FUND-ADULT PROGRAMMIN	2,683.30	3,997.81	4,000.00	2.19	99.95	.00 2.19
100-55110-600-065	CTY FUND-OUTREACH	806.76	1,814.14	2,000.00	185.86	90.71	.00 185.86
100-55110-600-070	CTY FUND-JUVENILE AV	578.26	1,966.86	2,000.00	33.14	98.34	.00 33.14
100-55110-600-075	CTY FUND-ADULT AV	2,688.13	5,866.40	6,000.00	133.60	97.77	.00 133.60
100-55110-600-080	CTY FUND-DATA PROCESSING	591.07	17,706.30	17,741.00	34.70	99.80	.00 34.70
100-55110-600-090	CTY FUND-OPERATING SUPPLIES	185.86	2,518.92	2,000.00	( 518.92)	125.95	.00 ( 518.92)
100-55110-600-095	CTY FUND-TRAVEL & CONF	737.85	4,060.09	3,500.00	( 560.09)	116.00	.00 ( 560.09)
<b>TOTAL LIBRARY</b>		<b>118,370.21</b>	<b>1,008,588.00</b>	<b>1,034,355.00</b>	<b>25,767.00</b>	<b>97.51</b>	<b>.00 25,767.00</b>

**CITY OF PLATTEVILLE**  
 DETAIL EXPENDITURES WITH COMPARISON TO BUDGET  
 FOR THE 12 MONTHS ENDING DECEMBER 31, 2025

**FUND 100 - GENERAL FUND**

		PERIOD ACTUAL	YTD ACTUAL	BUDGET AMOUNT	VARIANCE	% OF BUDGET	ENC BALANCE	UNENC BALANCE
<b>MUSEUM</b>								
100-55120-110-000	MUSEUM: SALARIES	12,002.96	82,501.36	78,808.00	( 3,693.36)	104.69	.00	( 3,693.36)
100-55120-112-000	MUSEUM: SEASONAL	.00	18,839.63	21,577.00	2,737.37	87.31	.00	2,737.37
100-55120-120-000	MUSEUM: OTHER WAGES	9,778.43	125,729.36	146,823.00	21,093.64	85.63	.00	21,093.64
100-55120-124-000	MUSEUM: OVERTIME	.00	1,055.68	100.00	( 955.68)	1,055.68	.00	( 955.68)
100-55120-131-000	MUSEUM: WRS (ERS)	724.80	9,158.97	9,374.00	215.03	97.71	.00	215.03
100-55120-132-000	MUSEUM: SOC SEC	969.27	13,592.84	15,333.00	1,740.16	88.65	.00	1,740.16
100-55120-133-000	MUSEUM: MEDICARE	226.68	3,178.92	3,587.00	408.08	88.62	.00	408.08
100-55120-134-000	MUSEUM: LIFE INS	.00	93.42	102.00	8.58	91.59	.00	8.58
100-55120-135-000	MUSEUM: HEALTH INS PREMIUMS	.00	18,551.52	18,552.00	.48	100.00	.00	.48
100-55120-137-000	MUSEUM: HEALTH INS. CLAIMS C	74.56	2,016.61	3,600.00	1,583.39	56.02	.00	1,583.39
100-55120-138-000	MUSEUM: DENTAL INS	.00	919.20	920.00	.80	99.91	.00	.80
100-55120-139-000	MUSEUM: LONG TERM DISABILIT	.00	524.88	307.00	( 217.88)	170.97	.00	( 217.88)
100-55120-212-000	MUSEUM: CUSTODIAL SUPPLIES	113.38	749.82	810.00	60.18	92.57	.00	60.18
100-55120-220-000	MUSEUM: GAS, OIL, & REPAIRS	.00	406.39	1,140.00	733.61	35.65	.00	733.61
100-55120-300-000	MUSEUM: TELEPHONE	340.77	672.86	1,200.00	527.14	56.07	.00	527.14
100-55120-309-000	MUSEUM: POSTAGE	2.22	11.04	300.00	288.96	3.68	.00	288.96
100-55120-310-000	MUSEUM: OFFICE SUPPLIES	288.02	1,704.87	2,000.00	295.13	85.24	.00	295.13
100-55120-314-000	MUSEUM: UTILITIES & REFUSE	4,527.81	27,160.28	24,493.00	( 2,667.28)	110.89	.00	( 2,667.28)
100-55120-319-000	MUSEUM: PROF DUES	155.00	1,100.20	942.00	( 158.20)	116.79	.00	( 158.20)
100-55120-330-000	MUSEUM: TRAVEL & CONFERENC	48.09	1,043.65	1,215.00	171.35	85.90	.00	171.35
100-55120-340-000	MUSEUM: OPERATING SUPPLIES	.00	3,931.57	4,000.00	68.43	98.29	.00	68.43
100-55120-341-000	MUSEUM: ADV & PUB	1,216.94	8,975.56	12,000.00	3,024.44	74.80	.00	3,024.44
100-55120-345-000	MUSEUM: DATA PROCESSING	136.75	2,545.09	2,250.00	( 295.09)	113.12	.00	( 295.09)
100-55120-350-000	MUSEUM: BUILDINGS & GROUND	235.00	8,019.42	7,600.00	( 419.42)	105.52	.00	( 419.42)
100-55120-380-000	MUSEUM: VEHICLE INSURANCE	.00	46.00	45.00	( 1.00)	102.22	.00	( 1.00)
100-55120-390-000	MUSEUM: STORE EXPENSES	288.70	5,641.23	11,000.00	5,358.77	51.28	.00	5,358.77
100-55120-391-000	MUSEUM: PROGRAM EXPENSES	555.50	1,526.34	3,000.00	1,473.66	50.88	.00	1,473.66
100-55120-500-000	MUSEUM: OUTLAY	.00	.00	3,450.00	3,450.00	.00	.00	3,450.00
100-55120-505-000	MUSEUM: HISTORIC RE-ENACTM	.00	4,975.00	5,000.00	25.00	99.50	.00	25.00
100-55120-720-000	MUSEUM: GRANTS	.00	2,541.37	1,481.00	( 1,060.37)	171.60	.00	( 1,060.37)
	<b>TOTAL MUSEUM</b>	<b>31,684.88</b>	<b>347,213.08</b>	<b>381,009.00</b>	<b>33,795.92</b>	<b>91.13</b>	<b>.00</b>	<b>33,795.92</b>
<b>SENIOR CITIZENS CENTER</b>								
100-55190-120-000	SR CTR: OTHER WAGES	5,808.01	54,063.61	46,655.00	( 7,408.61)	115.88	.00	( 7,408.61)
100-55190-131-000	SR CTR: WRS (ERS)	125.71	1,497.83	3,243.00	1,745.17	46.19	.00	1,745.17
100-55190-132-000	SR CTR: SOC SEC	259.02	3,250.83	2,892.00	( 358.83)	112.41	.00	( 358.83)
100-55190-133-000	SR CTR: MEDICARE	60.58	760.29	676.00	( 84.29)	112.47	.00	( 84.29)
100-55190-134-000	SR CTR: LIFE INS	.00	162.10	172.00	9.90	94.24	.00	9.90
100-55190-220-000	SR CTR: GAS, OIL, & REPAIRS	.00	.00	50.00	50.00	.00	.00	50.00
100-55190-300-000	SR CTR: TELEPHONE	.47	12.50	120.00	107.50	10.42	.00	107.50
100-55190-340-000	SR CTR: OPERATING SUPPLIES	74.94	1,823.05	2,000.00	176.95	91.15	.00	176.95
100-55190-348-000	SR CTR: GROCERIES	.00	328.82	900.00	571.18	36.54	.00	571.18
100-55190-350-000	SR CTR: BUILDINGS & GROUNDS	.00	53.95	500.00	446.05	10.79	.00	446.05
100-55190-530-000	SR CTR: RENT EXPENSE	100.00	1,450.00	1,350.00	( 100.00)	107.41	.00	( 100.00)
	<b>TOTAL SENIOR CITIZENS CENTER</b>	<b>6,428.73</b>	<b>63,402.98</b>	<b>58,558.00</b>	<b>( 4,844.98)</b>	<b>108.27</b>	<b>.00</b>	<b>( 4,844.98)</b>

**CITY OF PLATTEVILLE**  
 DETAIL EXPENDITURES WITH COMPARISON TO BUDGET  
 FOR THE 12 MONTHS ENDING DECEMBER 31, 2025

**FUND 100 - GENERAL FUND**

	PERIOD		BUDGET		% OF	ENC	UNENC
	ACTUAL	YTD ACTUAL	AMOUNT	VARIANCE	BUDGET	BALANCE	BALANCE
<b>PARKS DEPARTMENT</b>							
100-55200-112-000	PARKS: SEASONAL	4,802.63	49,284.76	37,539.00	( 11,745.76)	131.29	.00 ( 11,745.76)
100-55200-120-000	PARKS: OTHER WAGES	7,234.04	139,793.59	150,674.00	10,880.41	92.78	.00 10,880.41
100-55200-124-000	PARKS: OVERTIME	.00	4,192.81	9,000.00	4,807.19	46.59	.00 4,807.19
100-55200-126-000	PARKS: SEASONAL OVERTIME	.00	84.85	.00	( 84.85)	.00	.00 ( 84.85)
100-55200-131-000	PARKS: WRS (ERS)	502.76	9,894.92	11,098.00	1,203.08	89.16	.00 1,203.08
100-55200-132-000	PARKS: SOC SEC	486.11	11,575.01	12,227.00	651.99	94.67	.00 651.99
100-55200-133-000	PARKS: MEDICARE	113.68	2,707.07	2,860.00	152.93	94.65	.00 152.93
100-55200-134-000	PARKS: LIFE INS	( 1.34)	452.79	502.00	49.21	90.20	.00 49.21
100-55200-135-000	PARKS: HEALTH INS PREMIUMS	( 73.07)	27,151.21	47,168.00	20,016.79	57.56	.00 20,016.79
100-55200-137-000	PARKS: HEALTH INS. CLAIMS CUR	62.30	921.77	4,961.00	4,039.23	18.58	.00 4,039.23
100-55200-138-000	PARKS: DENTAL INS	( 2.86)	870.38	1,759.00	888.62	49.48	.00 888.62
100-55200-139-000	PARKS: LONG TERM DISABILITY	( 2.02)	564.24	564.00	( .24)	100.04	.00 ( .24)
100-55200-210-000	PARKS: PROF SERVICES	.00	35.00	.00	( 35.00)	.00	.00 ( 35.00)
100-55200-220-000	PARKS: GAS, OIL, & REPAIRS	1,412.36	19,196.25	18,000.00	( 1,196.25)	106.65	.00 ( 1,196.25)
100-55200-300-000	PARKS: TELEPHONE	121.50	726.30	700.00	( 26.30)	103.76	.00 ( 26.30)
100-55200-314-000	PARKS: UTILITIES & REFUSE	4,003.89	29,452.63	22,000.00	( 7,452.63)	133.88	.00 ( 7,452.63)
100-55200-330-000	PARKS: TRAVEL & CONFERENCE	.00	.00	500.00	500.00	.00	.00 500.00
100-55200-335-000	PARKS: UNIFORM ALLOWANCE	.00	443.98	600.00	156.02	74.00	.00 156.02
100-55200-338-000	PARKS: CAMPGROUND LICENSE	.00	175.00	180.00	5.00	97.22	.00 5.00
100-55200-349-000	PARKS: LEASED EQUIPMENT	.00	.00	10,000.00	10,000.00	.00	.00 10,000.00
100-55200-350-000	PARKS: BUILDINGS & GROUNDS	203.25	28,081.15	25,000.00	( 3,081.15)	112.32	.00 ( 3,081.15)
100-55200-351-000	PARKS: TRAIL MAINTENANCE	1,656.98	2,452.30	3,000.00	547.70	81.74	.00 547.70
100-55200-380-000	PARKS: VEHICLE INSURANCE	.00	4,657.00	5,000.00	343.00	93.14	.00 343.00
100-55200-444-000	PARKS: UNEMP COMP	689.63	1,660.78	.00	( 1,660.78)	.00	.00 ( 1,660.78)
100-55200-500-000	PARKS: OUTLAY	744.99	3,234.99	10,000.00	6,765.01	32.35	.00 6,765.01
100-55200-535-000	PARKS: VEHICLE LEASE	2,091.96	25,350.92	26,000.00	649.08	97.50	.00 649.08
<b>TOTAL PARKS DEPARTMENT</b>		<b>24,046.79</b>	<b>362,959.70</b>	<b>399,332.00</b>	<b>36,372.30</b>	<b>90.89</b>	<b>.00 36,372.30</b>
<b>RECREATION DEPARTMENT</b>							
100-55300-110-000	REC ADMIN: SALARIES	14,569.54	131,091.72	126,908.00	( 4,183.72)	103.30	.00 ( 4,183.72)
100-55300-120-000	REC ADMIN: OTHER WAGES	2,543.94	24,670.07	24,148.00	( 522.07)	102.16	.00 ( 522.07)
100-55300-124-000	REC ADMIN: OVERTIME	.00	25.53	500.00	474.47	5.11	.00 474.47
100-55300-131-000	REC ADMIN: WRS (ERS)	835.49	10,383.98	10,533.00	149.02	98.59	.00 149.02
100-55300-132-000	REC ADMIN: SOC SEC	715.51	8,945.06	9,396.00	450.94	95.20	.00 450.94
100-55300-133-000	REC ADMIN: MEDICARE	167.34	2,091.99	2,197.00	105.01	95.22	.00 105.01
100-55300-134-000	REC ADMIN: LIFE INS	( 3.47)	578.88	499.00	( 79.88)	116.01	.00 ( 79.88)
100-55300-135-000	REC ADMIN: HEALTH INS PREMIU	( 735.44)	38,513.08	46,867.00	8,353.92	82.18	.00 8,353.92
100-55300-137-000	REC ADMIN: HEALTH INS. CLAIMS	.00	2,287.03	3,248.00	960.97	70.41	.00 960.97
100-55300-138-000	REC ADMIN: DENTAL INS	( 32.64)	1,728.71	2,230.00	501.29	77.52	.00 501.29
100-55300-139-000	REC ADMIN: LONG TERM DISABIL	( 8.56)	527.39	478.00	( 49.39)	110.33	.00 ( 49.39)
100-55300-210-000	REC ADMIN: PROF SERVICES	2.53	262.54	500.00	237.46	52.51	.00 237.46
100-55300-309-000	REC ADMIN: POSTAGE	1.77	51.87	300.00	248.13	17.29	.00 248.13
100-55300-310-000	REC ADMIN: OFFICE SUPPLIES	.00	1,446.13	1,500.00	53.87	96.41	.00 53.87
<b>TOTAL RECREATION DEPARTMEN</b>		<b>18,056.01</b>	<b>222,603.98</b>	<b>229,304.00</b>	<b>6,700.02</b>	<b>97.08</b>	<b>.00 6,700.02</b>

**CITY OF PLATTEVILLE**  
 DETAIL EXPENDITURES WITH COMPARISON TO BUDGET  
 FOR THE 12 MONTHS ENDING DECEMBER 31, 2025

**FUND 100 - GENERAL FUND**

	PERIOD ACTUAL	YTD ACTUAL	BUDGET AMOUNT	VARIANCE	% OF BUDGET	ENC BALANCE	UNENC BALANCE	
<u>SUMMER RECREATION</u>								
100-55301-112-000	REC PRGM: SEASONAL	340.47	6,027.03	7,500.00	1,472.97	80.36	.00	1,472.97
100-55301-132-000	REC PRGM: SOC SEC	20.12	365.22	465.00	99.78	78.54	.00	99.78
100-55301-133-000	REC PRGM: MEDICARE	4.72	85.39	109.00	23.61	78.34	.00	23.61
100-55301-340-000	REC PRGM: OPERATING SUPPLIE	158.05	4,513.16	3,000.00	( 1,513.16)	150.44	.00	( 1,513.16)
100-55301-359-000	REC PRGM: SOCCER (YOUTH)	.00	3,773.83	4,000.00	226.17	94.35	.00	226.17
100-55301-361-000	REC PRGM: BASEBALL (YOUTH)	.00	8,133.63	9,400.00	1,266.37	86.53	.00	1,266.37
100-55301-372-000	REC PRGM: VOLLEYBALL (ADULT)	.00	433.81	350.00	( 83.81)	123.95	.00	( 83.81)
100-55301-373-000	REC PRGM: SAND VBALL (ADULT)	.00	446.59	500.00	53.41	89.32	.00	53.41
100-55301-382-000	REC PRGM: FOOTBALL (YOUTH)	.00	3,059.50	3,000.00	( 59.50)	101.98	.00	( 59.50)
100-55301-389-000	REC PRGM: TENNIS (YOUTH)	.00	.00	100.00	100.00	.00	.00	100.00
100-55301-391-000	REC PRGM: VOLLEYBALL (YOUTH)	.00	11.15	.00	( 11.15)	.00	.00	( 11.15)
100-55301-530-000	REC PRGM: RENT EXPENSE	400.00	1,600.00	2,400.00	800.00	66.67	.00	800.00
	<b>TOTAL SUMMER RECREATION</b>	<b>923.36</b>	<b>28,449.31</b>	<b>30,824.00</b>	<b>2,374.69</b>	<b>92.30</b>	<b>.00</b>	<b>2,374.69</b>
<u>SWIMMING POOL</u>								
100-55420-112-000	POOL: SWIM POOL WAGES	.00	25,529.50	69,688.00	44,158.50	36.63	.00	44,158.50
100-55420-113-000	POOL: SWIM TEAM INSTRUCTOR	.00	570.00	3,135.00	2,565.00	18.18	.00	2,565.00
100-55420-120-000	POOL: OTHER WAGES	428.29	5,197.92	.00	( 5,197.92)	.00	.00	( 5,197.92)
100-55420-131-000	POOL: WRS (ERS)	21.68	353.24	.00	( 353.24)	.00	.00	( 353.24)
100-55420-132-000	POOL: SOC SEC	18.53	1,920.35	4,515.00	2,594.65	42.53	.00	2,594.65
100-55420-133-000	POOL: MEDICARE	4.33	449.09	1,055.00	605.91	42.57	.00	605.91
100-55420-134-000	POOL: LIFE INS	.00	34.48	.00	( 34.48)	.00	.00	( 34.48)
100-55420-135-000	POOL: HEALTH INS PREMIUMS	.00	1,994.28	.00	( 1,994.28)	.00	.00	( 1,994.28)
100-55420-137-000	POOL: HEALTH INS. CLAIMS CUR	6.92	74.70	.00	( 74.70)	.00	.00	( 74.70)
100-55420-138-000	POOL: DENTAL INS	.00	45.96	.00	( 45.96)	.00	.00	( 45.96)
100-55420-139-000	POOL: LONG TERM DISABILITY	.00	26.05	.00	( 26.05)	.00	.00	( 26.05)
100-55420-314-000	POOL: UTILITIES & REFUSE	2,164.49	9,294.86	5,000.00	( 4,294.86)	185.90	.00	( 4,294.86)
100-55420-340-000	POOL: OPERATING SUPPLIES	58.89	669.65	2,000.00	1,330.35	33.48	.00	1,330.35
100-55420-350-000	POOL: BUILDINGS & GROUNDS	.00	120.15	3,500.00	3,379.85	3.43	.00	3,379.85
100-55420-410-000	POOL: SWIM TEAM	.00	325.00	1,000.00	675.00	32.50	.00	675.00
100-55420-500-000	POOL: OUTLAY	42.18	510.89	16,500.00	15,989.11	3.10	.00	15,989.11
100-55420-515-000	POOL: EXERCISE/TRAINING	.00	1,050.00	.00	( 1,050.00)	.00	.00	( 1,050.00)
	<b>TOTAL SWIMMING POOL</b>	<b>2,745.31</b>	<b>48,166.12</b>	<b>106,393.00</b>	<b>58,226.88</b>	<b>45.27</b>	<b>.00</b>	<b>58,226.88</b>
<u>FORESTRY</u>								
100-56110-210-000	FORESTRY: PROF SERVICES	.00	.00	1,250.00	1,250.00	.00	.00	1,250.00
100-56110-340-000	FORESTRY: MATERIALS/SUPPLIE	139.95	6,646.29	6,000.00	( 646.29)	110.77	.00	( 646.29)
100-56110-341-000	FORESTRY: STUMP GRINDING	.00	.00	3,000.00	3,000.00	.00	.00	3,000.00
100-56110-342-000	FORESTRY: CHIPPING	12,000.00	19,500.00	20,000.00	500.00	97.50	.00	500.00
	<b>TOTAL FORESTRY</b>	<b>12,139.95</b>	<b>26,146.29</b>	<b>30,250.00</b>	<b>4,103.71</b>	<b>86.43</b>	<b>.00</b>	<b>4,103.71</b>

**CITY OF PLATTEVILLE**  
 DETAIL EXPENDITURES WITH COMPARISON TO BUDGET  
 FOR THE 12 MONTHS ENDING DECEMBER 31, 2025

**FUND 100 - GENERAL FUND**

	PERIOD ACTUAL	YTD ACTUAL	BUDGET AMOUNT	VARIANCE	% OF BUDGET	ENC BALANCE	UNENC BALANCE
<u>PCAN</u>							
100-56300-341-000	PCAN PAYMENT	( 690.00)	6,210.00	6,350.00	140.00	97.80	.00 140.00
	TOTAL PCAN	( 690.00)	6,210.00	6,350.00	140.00	97.80	.00 140.00
<u>ROOM TAXES</u>							
100-56600-650-000	ROOM TAX ENTITY	47,410.92	165,547.07	135,421.00	( 30,126.07)	122.25	.00 ( 30,126.07)
	TOTAL ROOM TAXES	47,410.92	165,547.07	135,421.00	( 30,126.07)	122.25	.00 ( 30,126.07)
<u>URBAN DEVELOPMENT</u>							
100-56615-340-000	URBAN DEV - KALL.OPER.SUPPLI	48.44	283.64	248.00	( 35.64)	114.37	.00 ( 35.64)
	TOTAL URBAN DEVELOPMENT	48.44	283.64	248.00	( 35.64)	114.37	.00 ( 35.64)
<u>HOUSING DIVISION</u>							
100-56800-210-000	HSG DIV: PROF SERVICES	289.74	4,007.03	4,000.00	( 7.03)	100.18	.00 ( 7.03)
	TOTAL HOUSING DIVISION	289.74	4,007.03	4,000.00	( 7.03)	100.18	.00 ( 7.03)
<u>COMMUNITY PLANNING/DEVELO</u>							
100-56900-110-000	COMM P&D: SALARIES	10,551.79	97,531.74	97,211.00	( 320.74)	100.33	.00 ( 320.74)
100-56900-120-000	COMM P&D: OTHER WAGES	2,110.71	12,927.20	21,304.00	8,376.80	60.68	.00 8,376.80
100-56900-131-000	COMM P&D: WRS (ERS)	522.08	6,575.23	6,756.00	180.77	97.32	.00 180.77
100-56900-132-000	COMM P&D: SOC SEC	549.89	6,375.40	7,348.00	972.60	86.76	.00 972.60
100-56900-133-000	COMM P&D: MEDICARE	128.61	1,491.03	1,719.00	227.97	86.74	.00 227.97
100-56900-134-000	COMM P&D: LIFE INS	.00	530.50	494.00	( 36.50)	107.39	.00 ( 36.50)
100-56900-135-000	COMM P&D: HEALTH INS PREMIU	.00	26,899.56	26,900.00	.44	100.00	.00 .44
100-56900-137-000	COMM P&D: HEALTH INS. CLAIMS	50.75	227.99	3,600.00	3,372.01	6.33	.00 3,372.01
100-56900-138-000	COMM P&D: DENTAL INS	.00	1,583.76	1,584.00	.24	99.98	.00 .24
100-56900-139-000	COMM P&D: LONG TERM DISABILI	.00	378.12	379.00	.88	99.77	.00 .88
100-56900-210-000	COMM P&D: PROF SERVICES	3,531.14	19,652.94	16,000.00	( 3,652.94)	122.83	.00 ( 3,652.94)
100-56900-220-000	COMM P&D: GAS, OIL & REPAIRS	.00	171.70	300.00	128.30	57.23	.00 128.30
100-56900-309-000	COMM P&D: POSTAGE	129.16	1,334.14	600.00	( 734.14)	222.36	.00 ( 734.14)
100-56900-310-000	COMM P&D: OFFICE SUPPLIES	39.66	1,455.92	1,600.00	144.08	91.00	.00 144.08
100-56900-330-000	COMM P&D: TRAVEL & CONFERE	.00	.00	200.00	200.00	.00	.00 200.00
100-56900-346-000	COMM P&D: COPY MACHINES	.00	320.08	.00	( 320.08)	.00	.00 ( 320.08)
100-56900-380-000	COMM P&D: VEHICLE INSURANC	.00	1,333.00	1,325.00	( 8.00)	100.60	.00 ( 8.00)
100-56900-403-000	COMM P&D: ZONING & PLANNING	380.70	931.50	1,200.00	268.50	77.63	.00 268.50
100-56900-486-000	COMM P&D: HISTORIC PRESERVA	.00	40.00	250.00	210.00	16.00	.00 210.00
100-56900-500-000	COMM P&D: OUTLAY	.00	258.92	.00	( 258.92)	.00	.00 ( 258.92)
	TOTAL COMMUNITY PLANNING/D	17,994.49	180,018.73	188,770.00	8,751.27	95.36	.00 8,751.27

**CITY OF PLATTEVILLE**  
 DETAIL EXPENDITURES WITH COMPARISON TO BUDGET  
 FOR THE 12 MONTHS ENDING DECEMBER 31, 2025

FUND 100 - GENERAL FUND

	PERIOD ACTUAL	YTD ACTUAL	BUDGET AMOUNT	VARIANCE	% OF BUDGET	ENC BALANCE	UNENC BALANCE
<u>TRANSFERS TO FUND 102</u>							
100-59200-110-000 TRANSFER TO CAPITAL PROJECT	386,400.00	386,400.00	.00	( 386,400.00)	.00	.00	( 386,400.00)
TOTAL TRANSFERS TO FUND 102	386,400.00	386,400.00	.00	( 386,400.00)	.00	.00	( 386,400.00)
TOTAL FUND EXPENDITURES	1,767,054.50	10,346,920.67	10,289,701.00	( 57,219.67)	100.56	48,821.50	( 106,041.17)
<b>NET REV OVER EXP</b>	(1,335,412.82)	523,452.32	( 16,945.00)	540,397.32	3,089.13	( 48,821.50)	474,630.82

**CITY OF PLATTEVILLE**  
 DETAIL REVENUES WITH COMPARISON TO BUDGET  
 FOR THE 12 MONTHS ENDING DECEMBER 31, 2025

**FUND 101 - TAXI/BUS FUND**

		PERIOD ACTUAL	YTD ACTUAL	BUDGET AMOUNT	VARIANCE	% OF BUDGET	ENC BALANCE	UNENC BALANCE
<u>INTERGOVERNMENTAL REVENUE</u>								
101-43229-225-000	FEDERAL TAXI/BUS GRANT (5311)	201,705.31	201,705.31	215,258.00	( 13,552.69)	93.70	.00	( 13,552.69)
101-43537-226-000	STATE TAXI/BUS GRANT (85.20)	.00	127,142.00	127,678.00	( 536.00)	99.58	.00	( 536.00)
	<b>TOTAL INTERGOVERNMENTAL RE</b>	<b>201,705.31</b>	<b>328,847.31</b>	<b>342,936.00</b>	<b>( 14,088.69)</b>	<b>95.89</b>	<b>.00</b>	<b>( 14,088.69)</b>
<u>PUBLIC CHARGES FOR SERVICE</u>								
101-46350-100-000	BUS PASS SALES	.00	280.00	500.00	( 220.00)	56.00	.00	( 220.00)
101-46350-105-000	BUS FARES REVENUE	.00	8.00	50.00	( 42.00)	16.00	.00	( 42.00)
101-46350-110-000	TAXI FARES	33,716.50	213,081.00	204,000.00	9,081.00	104.45	.00	9,081.00
	<b>TOTAL PUBLIC CHARGES FOR SE</b>	<b>33,716.50</b>	<b>213,369.00</b>	<b>204,550.00</b>	<b>8,819.00</b>	<b>104.31</b>	<b>.00</b>	<b>8,819.00</b>
<u>INTERGOVERNMENTAL CHARGE</u>								
101-47230-621-000	UWP SHARE OF TAXI/BUS	5,383.63	64,603.56	56,852.00	7,751.56	113.63	.00	7,751.56
	<b>TOTAL INTERGOVERNMENTAL CH</b>	<b>5,383.63</b>	<b>64,603.56</b>	<b>56,852.00</b>	<b>7,751.56</b>	<b>113.63</b>	<b>.00</b>	<b>7,751.56</b>
	<b>TOTAL FUND REVENUE</b>	<b>240,805.44</b>	<b>606,819.87</b>	<b>604,338.00</b>	<b>2,481.87</b>	<b>100.41</b>	<b>.00</b>	<b>2,481.87</b>

**CITY OF PLATTEVILLE**  
 DETAIL EXPENDITURES WITH COMPARISON TO BUDGET  
 FOR THE 12 MONTHS ENDING DECEMBER 31, 2025

**FUND 101 - TAXI/BUS FUND**

	PERIOD ACTUAL	YTD ACTUAL	BUDGET AMOUNT	VARIANCE	% OF BUDGET	ENC BALANCE	UNENC BALANCE
<u>TAXI SERVICE EXPENSES</u>							
101-53521-120-000 TAXI: OTHER WAGES	287.36	2,110.02	5,273.00	3,162.98	40.02	.00	3,162.98
101-53521-131-000 TAXI: WRS (ERS)	17.04	143.73	366.00	222.27	39.27	.00	222.27
101-53521-132-000 TAXI: SOC SEC	14.48	122.11	327.00	204.89	37.34	.00	204.89
101-53521-133-000 TAXI: MEDICARE	3.39	28.55	76.00	47.45	37.57	.00	47.45
101-53521-134-000 TAXI: LIFE INS	3.80	16.15	38.00	21.85	42.50	.00	21.85
101-53521-135-000 TAXI: HEALTH INS PREMIUM	98.84	390.15	997.00	606.85	39.13	.00	606.85
101-53521-137-000 TAXI: HEALTH INS CLAIMS	.00	.00	128.00	128.00	.00	.00	128.00
101-53521-138-000 TAXI: DENTAL INS	4.57	17.50	44.00	26.50	39.77	.00	26.50
101-53521-139-000 TAXI: LONG TERM DISABILITY	1.35	7.48	21.00	13.52	35.62	.00	13.52
101-53521-621-000 TAXI SERVICE EXPENSES	80,822.48	500,770.77	502,875.00	2,104.23	99.58	.00	2,104.23
101-53521-622-000 BUS SERVICE EXPENSES	49,500.00	142,898.01	124,787.00	( 18,111.01)	114.51	.00	( 18,111.01)
101-53521-623-000 BUS PASS PRINTING EXPENSES	.00	.00	80.00	80.00	.00	.00	80.00
<b>TOTAL TAXI SERVICE EXPENSES</b>	<b>130,753.31</b>	<b>646,504.47</b>	<b>635,012.00</b>	<b>( 11,492.47)</b>	<b>101.81</b>	<b>.00</b>	<b>( 11,492.47)</b>
<b>TOTAL FUND EXPENDITURES</b>	<b>130,753.31</b>	<b>646,504.47</b>	<b>635,012.00</b>	<b>( 11,492.47)</b>	<b>101.81</b>	<b>.00</b>	<b>( 11,492.47)</b>
<b>NET REV OVER EXP</b>	<b>110,052.13</b>	<b>( 39,684.60)</b>	<b>( 30,674.00)</b>	<b>( 9,010.60)</b>	<b>( 129.38)</b>	<b>.00</b>	<b>( 39,684.60)</b>

**CITY OF PLATTEVILLE**  
 DETAIL REVENUES WITH COMPARISON TO BUDGET  
 FOR THE 12 MONTHS ENDING DECEMBER 31, 2025

**FUND 105 - DEBT SERVICE FUND**

	PERIOD ACTUAL	YTD ACTUAL	BUDGET AMOUNT	VARIANCE	% OF BUDGET	ENC BALANCE	UNENC BALANCE
<u>TAXES</u>							
105-41100-100-000 GENERAL PROPERTY TAXES	.00	1,710,478.00	1,710,478.00	.00	100.00	.00	.00
TOTAL TAXES	.00	1,710,478.00	1,710,478.00	.00	100.00	.00	.00
<u>MISCELLANEOUS REVENUE</u>							
105-48110-818-000 INTEREST FROM BONDS	1,349.76	9,717.94	20,000.00	( 10,282.06)	48.59	.00	( 10,282.06)
TOTAL MISCELLANEOUS REVENUE	1,349.76	9,717.94	20,000.00	( 10,282.06)	48.59	.00	( 10,282.06)
<u>OTHER FINANCING SOURCES</u>							
105-49120-941-000 BOND PREMIUM	.00	605,136.10	.00	605,136.10	.00	.00	605,136.10
TOTAL OTHER FINANCING SOURCES	.00	605,136.10	.00	605,136.10	.00	.00	605,136.10
TOTAL FUND REVENUE	1,349.76	2,325,332.04	1,730,478.00	594,854.04	134.38	.00	594,854.04

**CITY OF PLATTEVILLE**  
 DETAIL EXPENDITURES WITH COMPARISON TO BUDGET  
 FOR THE 12 MONTHS ENDING DECEMBER 31, 2025

**FUND 105 - DEBT SERVICE FUND**

	PERIOD ACTUAL	YTD ACTUAL	BUDGET AMOUNT	VARIANCE	% OF BUDGET	ENC BALANCE	UNENC BALANCE	
<u>PRINCIPAL ON NOTES</u>								
105-58100-013-000	PRINCIPAL LONG TERM NOTES	.00	1,328,750.00	1,328,750.00	.00	100.00	.00	.00
	TOTAL PRINCIPAL ON NOTES	.00	1,328,750.00	1,328,750.00	.00	100.00	.00	.00
<u>INTEREST AND FISCAL CHARGES</u>								
105-58200-005-000	INTEREST ON LONG TERM NOT	.00	496,336.30	496,336.00	( .30)	100.00	.00	( .30)
105-58200-210-000	PROF SERVICES	.00	2,125.00	4,000.00	1,875.00	53.13	.00	1,875.00
105-58200-620-000	PAYING AGENT FEE	.00	5,500.00	3,000.00	( 2,500.00)	183.33	.00	( 2,500.00)
105-58200-625-000	LEGAL AND ISSUANCE COSTS	.00	130,664.34	.00	( 130,664.34)	.00	.00	( 130,664.34)
	TOTAL INTEREST AND FISCAL CH	.00	634,625.64	503,336.00	( 131,289.64)	126.08	.00	( 131,289.64)
	TOTAL FUND EXPENDITURES	.00	1,963,375.64	1,832,086.00	( 131,289.64)	107.17	.00	( 131,289.64)
	<b>NET REV OVER EXP</b>	1,349.76	<b>361,956.40</b>	( 101,608.00)	463,564.40	356.23	.00	361,956.40

**CITY OF PLATTEVILLE**  
 DETAIL REVENUES WITH COMPARISON TO BUDGET  
 FOR THE 12 MONTHS ENDING DECEMBER 31, 2025

**FUND 110 - CAPITAL PROJECTS FUND**

	PERIOD ACTUAL	YTD ACTUAL	BUDGET AMOUNT	VARIANCE	% OF BUDGET	ENC BALANCE	UNENC BALANCE
<u>TAXES</u>							
110-41100-100-000 GENERAL PROPERTY TAXES	.00	400,000.00	400,000.00	.00	100.00	.00	.00
TOTAL TAXES	.00	400,000.00	400,000.00	.00	100.00	.00	.00
<u>INTERGOVERNMENTAL REVENUE</u>							
110-43229-225-000 FEDERAL TAXI GRANT(VEHICLE)	.00	.00	60,000.00	( 60,000.00)	.00	.00	( 60,000.00)
110-43534-276-000 DOT HIGHWAY GRANT	.00	9,130.29	886,040.00	( 876,909.71)	1.03	.00	( 876,909.71)
110-43534-277-000 RADIO GRANT	.00	6,257.52	.00	6,257.52	.00	.00	6,257.52
110-43570-280-000 STATE LIBRARY GRANT	.00	.00	8,000.00	( 8,000.00)	.00	.00	( 8,000.00)
110-43570-286-000 DNR GRANT	20,159.27	20,159.27	100,000.00	( 79,840.73)	20.16	.00	( 79,840.73)
110-43581-290-000 COMMUNITY FUND GRANT	.00	2,200.00	5,000.00	( 2,800.00)	44.00	.00	( 2,800.00)
110-43740-521-000 COUNTY GRANTS (POLICE)	.00	.00	18,000.00	( 18,000.00)	.00	.00	( 18,000.00)
TOTAL INTERGOVERNMENTAL RE	20,159.27	37,747.08	1,077,040.00	(1,039,292.92)	3.50	.00	(1,039,292.92)
<u>PUBLIC CHARGES FOR SERVICE</u>							
110-46300-100-000 WHEEL TAX-VEHICLE REG FEE	16,468.00	124,270.00	110,000.00	14,270.00	112.97	.00	14,270.00
TOTAL PUBLIC CHARGES FOR SE	16,468.00	124,270.00	110,000.00	14,270.00	112.97	.00	14,270.00
<u>MISCELLANEOUS REVENUE</u>							
110-48309-684-000 SALE OF PARK DEPT ITEMS	.00	32,288.00	.00	32,288.00	.00	.00	32,288.00
110-48500-843-000 INCLUSIVE PLAYGROUND DONATI	.00	125.00	.00	125.00	.00	.00	125.00
110-48500-847-000 CIP: LIBRARY DONATIONS	6,437.72	17,634.64	6,750.00	10,884.64	261.25	.00	10,884.64
110-48500-850-000 TIF 5 DEVELOPER PAYMENT	.00	1,668.61	.00	1,668.61	.00	.00	1,668.61
110-48552-552-000 CIP PARK DONATIONS	4,850.00	4,850.00	9,850.00	( 5,000.00)	49.24	.00	( 5,000.00)
TOTAL MISCELLANEOUS REVENU	11,287.72	56,566.25	16,600.00	39,966.25	340.76	.00	39,966.25
<u>OTHER FINANCING SOURCES</u>							
110-49120-940-000 LONG-TERM LOANS	.00	970,000.00	1,328,960.00	( 358,960.00)	72.99	.00	( 358,960.00)
110-49200-720-000 PARKS TRUST FUND TRANSFER	4,995.00	4,995.00	.00	4,995.00	.00	.00	4,995.00
110-49200-722-000 CEMETERY TRUST FUND TRANSF	.00	.00	35,000.00	( 35,000.00)	.00	.00	( 35,000.00)
110-49220-527-000 TRANSFER FROM TIF #7	228,939.78	228,939.78	275,000.00	( 46,060.22)	83.25	.00	( 46,060.22)
110-49300-552-000 PARK IMPACT FEES TRANSFER	1,950.00	1,950.00	.00	1,950.00	.00	.00	1,950.00
110-49500-495-000 TRANSFER FROM PARKING FUND	41,625.41	41,625.41	50,000.00	( 8,374.59)	83.25	.00	( 8,374.59)
110-49999-995-000 TRANSFER FROM ARPA FUND	.00	52,974.71	80,000.00	( 27,025.29)	66.22	.00	( 27,025.29)
110-49999-997-000 CIP FUND BAL TRANSFER	.00	.00	386,400.00	( 386,400.00)	.00	.00	( 386,400.00)
110-49999-999-000 TRSFR FROM GENERAL FUND	386,400.00	386,400.00	27,500.00	358,900.00	1,405.09	.00	358,900.00
TOTAL OTHER FINANCING SOUR	663,910.19	1,686,884.90	2,182,860.00	( 495,975.10)	77.28	.00	( 495,975.10)

# CITY OF PLATTEVILLE

DETAIL REVENUES WITH COMPARISON TO BUDGET  
FOR THE 12 MONTHS ENDING DECEMBER 31, 2025

## FUND 110 - CAPITAL PROJECTS FUND

	PERIOD ACTUAL	YTD ACTUAL	BUDGET AMOUNT	VARIANCE	% OF BUDGET	ENC BALANCE	UNENC BALANCE
TOTAL FUND REVENUE	711,825.18	2,305,468.23	3,786,500.00	(1,481,031.77)	60.89	.00	(1,481,031.77)

# CITY OF PLATTEVILLE

DETAIL EXPENDITURES WITH COMPARISON TO BUDGET  
FOR THE 12 MONTHS ENDING DECEMBER 31, 2025

## FUND 110 - CAPITAL PROJECTS FUND

	PERIOD ACTUAL	YTD ACTUAL	BUDGET AMOUNT	VARIANCE	% OF BUDGET	ENC BALANCE	UNENC BALANCE
<u>INTEREST ON NOTES</u>							
110-58200-625-000 CAP PRJ: LEGAL & ISSU COSTS	.00	11,568.97	.00	( 11,568.97)	.00	.00	( 11,568.97)
TOTAL INTEREST ON NOTES	.00	11,568.97	.00	( 11,568.97)	.00	.00	( 11,568.97)

**CITY OF PLATTEVILLE**  
 DETAIL EXPENDITURES WITH COMPARISON TO BUDGET  
 FOR THE 12 MONTHS ENDING DECEMBER 31, 2025

**FUND 110 - CAPITAL PROJECTS FUND**

		PERIOD		BUDGET		% OF	ENC	UNENC
		ACTUAL	YTD ACTUAL	AMOUNT	VARIANCE	BUDGET	BALANCE	BALANCE
<u>CAPITAL PROJECTS</u>								
110-60001-515-000	CAP PRJ: BADGER BOOKS	.00	1,877.00	891.00	( 986.00)	210.66	.00	( 986.00)
110-60001-517-001	CAP PRJ: ADMIN CITY PARK IMPR	17,533.10	29,897.62	22,500.00	( 7,397.62)	132.88	.00	( 7,397.62)
110-60001-518-001	CAP PRJ: CITY HALL - PHASE 3	.00	4,165.72	54,034.00	49,868.28	7.71	.00	49,868.28
110-60001-518-003	CAP PRJ: CITY HALL ELEVATOR	.00	.00	.00	.00	.00	37,541.00	( 37,541.00)
110-60001-518-004	CAP PRJ: CITY HALL EXT MAINT	.00	.00	20,000.00	20,000.00	.00	.00	20,000.00
110-60001-518-007	CAP PRJ: CITY HALL- BATHROOM	.00	.00	30,000.00	30,000.00	.00	.00	30,000.00
110-60001-518-008	CAP PRJ: CITY HALL- WINDOWS	.00	.00	20,000.00	20,000.00	.00	.00	20,000.00
110-60001-518-009	CAP PRJ: CITY HALL- HVAC	.00	.00	18,000.00	18,000.00	.00	.00	18,000.00
110-60001-521-001	CAP PRJ: CITY WIDE CAMERA SY	.00	8,827.34	5,442.00	( 3,385.34)	162.21	.00	( 3,385.34)
110-60001-521-002	CAP PRJ: PORTABLE RADIOS	.00	.00	10,000.00	10,000.00	.00	.00	10,000.00
110-60001-521-005	CAP PRJ: RADIO SYSTEM UPGRA	39,645.00	39,645.00	39,645.00	.00	100.00	.00	.00
110-60001-521-006	CAP PRJ: RADIO REPEATER	5,121.00	5,121.00	5,121.00	.00	100.00	.00	.00
110-60001-521-008	CAP PRJ: RADIO/PHONE REC.SYS	.00	17,774.00	19,055.00	1,281.00	93.28	.00	1,281.00
110-60001-521-011	CAP PRJ: PD FINGERPRINT SYST	.00	9,172.00	10,000.00	828.00	91.72	.00	828.00
110-60001-521-012	CAP PRJ: PD TASK FORCE CAR	.00	.00	18,000.00	18,000.00	.00	.00	18,000.00
110-60001-521-820	CAP PRJ: SQUAD CAR REPLACEM	.00	64,516.32	70,000.00	5,483.68	92.17	.00	5,483.68
110-60001-522-002	CAP PRJ: FD PORTABLE RADIOS	26,173.10	30,377.36	25,500.00	( 4,877.36)	119.13	.00	( 4,877.36)
110-60001-522-006	CAP PRJ: FD EQUIPMENT REPAIR	.00	54,799.81	55,000.00	200.19	99.64	.00	200.19
110-60001-533-001	CAP PRJ: AERIAL BUCKET TRUCK	.00	169,000.00	200,000.00	31,000.00	84.50	.00	31,000.00
110-60001-533-005	CAP PRJ: 2.5 TON DUMP TRUCK	97.20	123,743.90	399,814.00	276,070.10	30.95	.00	276,070.10
110-60001-533-015	CAP PRJ: VIB ROLLER REPLACE	.00	48,462.00	50,000.00	1,538.00	96.92	.00	1,538.00
110-60001-533-016	CAP PRJ: 1 TON DUMP TRUCK	60,805.50	95,900.70	100,000.00	4,099.30	95.90	.00	4,099.30
110-60001-533-017	CAP PRJ: MINI EXCAVATOR	.00	52,974.71	80,000.00	27,025.29	66.22	.00	27,025.29
110-60001-534-001	CAP PRJ: STRT REPAIR-WHEEL T	.00	140,191.97	110,000.00	( 30,191.97)	127.45	.00	( 30,191.97)
110-60001-534-002	CAP PRJ: HIGHWAY STRIPING	.00	53,430.90	62,000.00	8,569.10	86.18	.00	8,569.10
110-60001-536-001	CAP PRJ: SIDEWALK REPAIRS	.00	31,668.88	33,000.00	1,331.12	95.97	.00	1,331.12
110-60001-537-002	CAP PRJ: PINE ST PARKING LOT	.00	270,565.19	325,000.00	54,434.81	83.25	2,930.03	51,504.78
110-60001-539-001	CAP PRJ: AERIAL PHOTOS	.00	63,740.00	65,000.00	1,260.00	98.06	.00	1,260.00
110-60001-541-002	CAP PRJ: IT INFRASTRUCTURE IM	.00	1,709.40	27,795.00	26,085.60	6.15	.00	26,085.60
110-60001-543-001	CAP PRJ: SISP-SIGNAL REPLACE	8,540.00	8,540.00	105,000.00	96,460.00	8.13	.00	96,460.00
110-60001-545-000	CAP PRJ: ENGINEERING	.00	1,820.00	.00	( 1,820.00)	.00	.00	( 1,820.00)
110-60001-549-001	CAP PRJ: CEMETERY MGMT SOF	.00	.00	35,000.00	35,000.00	.00	.00	35,000.00
110-60001-551-000	CAP PRJ: ROUNDTREE TRAIL MAIN	550.00	3,838.00	7,000.00	3,162.00	54.83	.00	3,162.00
110-60001-551-002	CAP PRJ: MOUNDVIEW TRAIL #1	4,306.63	43,236.98	.00	( 43,236.98)	.00	.00	( 43,236.98)
110-60001-552-005	CAP PRJ: PARKS VEHICLE RPLCM	24,000.00	53,700.00	30,000.00	( 23,700.00)	179.00	.00	( 23,700.00)
110-60001-552-006	CAP PRJ: PARKS MOWERS	.00	36,678.43	32,500.00	( 4,178.43)	112.86	.00	( 4,178.43)
110-60001-552-008	CAP PRJ: ROOKIE FIELDS	.00	4,995.00	19,367.00	14,372.00	25.79	.00	14,372.00
110-60001-552-012	CAP PRJ: PARKS SILO SHELTER	.00	657.76	.00	( 657.76)	.00	.00	( 657.76)
110-60001-552-015	CAP PRJ: PARK SECURITY CAME	.00	3,668.85	10,000.00	6,331.15	36.69	.00	6,331.15
110-60001-552-016	CAP PRJ: POOL INTEGRITY EVAL	.00	283.10	.00	( 283.10)	.00	.00	( 283.10)
110-60001-552-019	CAP PRJ: WATER FOUNTAINS	.00	1,919.42	10,000.00	8,080.58	19.19	.00	8,080.58
110-60001-552-020	CAP PRJ: PLAYGROUND CONT. F	.00	503.32	12,500.00	11,996.68	4.03	.00	11,996.68
110-60001-552-021	CAP PRJ: RETAINING WALL-JENO	.00	1,950.00	.00	( 1,950.00)	.00	.00	( 1,950.00)
110-60001-553-007	CAP PRJ: ROCK SCHOOL IMPROV	.00	.00	23,264.00	23,264.00	.00	.00	23,264.00
110-60001-569-831	CAP PRJ: COMPREHENSIVE PLA	21,996.68	33,861.51	42,500.00	8,638.49	79.67	.00	8,638.49
110-60001-911-003	CAP PRJ: N COURT ST-STREET	.00	2,559.06	.00	( 2,559.06)	.00	.00	( 2,559.06)
110-60001-911-011	CAP PRJ: CAMP ST-STREET	3,057.78	123,741.62	1,200,000.00	1,076,258.38	10.31	17,354.80	1,058,903.58
110-60001-911-012	CAP PRJ: E MAIN ST-STREET	9,173.09	27,220.01	.00	( 27,220.01)	.00	.00	( 27,220.01)
110-60001-911-013	CAP PRJ: W ADAMS ST-STREET	131.88	8,558.04	.00	( 8,558.04)	.00	.00	( 8,558.04)
110-60001-911-014	CAP PRJ: SOWDEN ST-STREET	.00	4,289.45	.00	( 4,289.45)	.00	.00	( 4,289.45)
110-60001-911-015	CAP PRJ: GRACE ST-STREET	.00	3,564.48	.00	( 3,564.48)	.00	.00	( 3,564.48)
110-60001-911-016	CAP PRJ: HENRY ST-STREET	295.07	523.30	50,000.00	49,476.70	1.05	.00	49,476.70
110-60001-911-017	CAP PRJ: SEVENTH AVE-STREET	1,951.75	236,128.11	630,000.00	393,871.89	37.48	.00	393,871.89

**CITY OF PLATTEVILLE**  
 DETAIL EXPENDITURES WITH COMPARISON TO BUDGET  
 FOR THE 12 MONTHS ENDING DECEMBER 31, 2025

**FUND 110 - CAPITAL PROJECTS FUND**

		PERIOD ACTUAL	YTD ACTUAL	BUDGET AMOUNT	VARIANCE	% OF BUDGET	ENC BALANCE	UNENC BALANCE
110-60001-911-021	CAP PRJ: PINE ST PARKING LOT	3,022.51	3,022.51	.00	( 3,022.51)	.00	.00	( 3,022.51)
110-60001-911-022	CAP PRJ: PINE ST PKNG LOT LIG	292.90	292.90	.00	( 292.90)	.00	.00	( 292.90)
110-60001-911-023	CAP PRJ: PINE ST PKNG LOT CAM	169.20	169.20	.00	( 169.20)	.00	.00	( 169.20)
110-60001-911-024	CAP PRJ: PINE ST PKNG LOT FEN	324.80	324.80	.00	( 324.80)	.00	.00	( 324.80)
110-60001-911-840	CAP PRJ: STREET CONTINGENC	( 5,262.00)	1,500.00	.00	( 1,500.00)	.00	.00	( 1,500.00)
110-60001-935-001	CAP PRJ:23-27 TECH REPLACEME	3,020.29	17,750.44	18,375.00	624.56	96.60	.00	624.56
110-60001-935-003	CAP PRJ: LACTATION SPACE	.00	16,500.00	16,000.00	( 500.00)	103.13	.00	( 500.00)
110-60001-939-001	CAP PRJ: ROUNDTREE STREAMBA	.00	14,914.00	200,000.00	185,086.00	7.46	.00	185,086.00
110-60001-939-003	CAP PRJ:N COURT ST-STORM SE	.00	270.92	.00	( 270.92)	.00	.00	( 270.92)
110-60001-939-011	CAP PRJ: CAMP ST-STORM	3,057.79	122,267.93	.00	( 122,267.93)	.00	.00	( 122,267.93)
110-60001-939-012	CAP PRJ: E MAIN ST-STORM	9,173.10	27,220.03	.00	( 27,220.03)	.00	.00	( 27,220.03)
110-60001-939-013	CAP PRJ: W ADAMS ST-STORM	537.50	.00	.00	.00	.00	.00	.00
110-60001-939-014	CAP PRJ: SOWDEN ST-STORM	.00	306.10	.00	( 306.10)	.00	.00	( 306.10)
110-60001-939-015	CAP PRJ: GRACE ST-STORM	.00	( 2,514.13)	.00	2,514.13	.00	.00	2,514.13
110-60001-939-016	CAP PRJ: HENRY ST-STORM	117.45	197.73	.00	( 197.73)	.00	.00	( 197.73)
110-60001-939-017	CAP PRJ: SEVENTH AVE-STORM	2,109.46	251,443.94	.00	( 251,443.94)	.00	.00	( 251,443.94)
110-60001-939-018	CAP PRJ: ROUNDTREE STORM SE	17,162.50	17,162.50	.00	( 17,162.50)	.00	1,200.00	( 18,362.50)
110-60001-939-021	CAP PRJ: PINE ST PARKING LOT S	614.24	614.24	.00	( 614.24)	.00	.00	( 614.24)
110-60001-942-001	CAP PRJ: AIRPORT CIP MATCH	15,000.00	15,000.00	15,000.00	.00	100.00	.00	.00
110-60001-947-001	CAP PRJ: TAXI VEHICLE	.00	.00	75,000.00	75,000.00	.00	.00	75,000.00
110-60001-998-000	CAP PRJ: CONTINGENT ACCOUN	.00	.00	50,000.00	50,000.00	.00	.00	50,000.00
	<b>TOTAL CAPITAL PROJECTS</b>	<b>272,717.52</b>	<b>2,406,240.37</b>	<b>4,457,303.00</b>	<b>2,051,062.63</b>	<b>53.98</b>	<b>59,025.83</b>	<b>1,992,036.80</b>
	<b>TOTAL FUND EXPENDITURES</b>	<b>272,717.52</b>	<b>2,417,809.34</b>	<b>4,457,303.00</b>	<b>2,039,493.66</b>	<b>54.24</b>	<b>59,025.83</b>	<b>1,980,467.83</b>
	<b>NET REV OVER EXP</b>	<b>439,107.66</b>	<b>( 112,341.11)</b>	<b>( 670,803.00)</b>	<b>558,461.89</b>	<b>( 16.75)</b>	<b>( 59,025.83)</b>	<b>( 171,366.94)</b>

**CITY OF PLATTEVILLE**  
 DETAIL REVENUES WITH COMPARISON TO BUDGET  
 FOR THE 12 MONTHS ENDING DECEMBER 31, 2025

**FUND 125 - TIF DISTRICT #5 FUND**

	PERIOD ACTUAL	YTD ACTUAL	BUDGET AMOUNT	VARIANCE	% OF BUDGET	ENC BALANCE	UNENC BALANCE
<u>TAXES</u>							
125-41120-115-000	TIF #5 DISTRICT TAXES	.00	1,036,994.98	1,172,864.00	( 135,869.02)	88.42	.00 ( 135,869.02)
125-41400-170-000	LAND USE VALUE TAX PENALTY	.00	150.96	.00	150.96	.00	.00 150.96
	<b>TOTAL TAXES</b>	<b>.00</b>	<b>1,037,145.94</b>	<b>1,172,864.00</b>	<b>( 135,718.06)</b>	<b>88.43</b>	<b>.00 ( 135,718.06)</b>
<u>INTERGOVERNMENTAL REVENUE</u>							
125-43410-234-000	TIF#5 EXEMPT COMPUTER ST.	.00	7,180.63	7,181.00	( .37)	99.99	.00 ( .37)
125-43410-235-000	TIF#5 EXEMPT PERS PROP AID	.00	70,115.94	70,115.00	.94	100.00	.00 .94
	<b>TOTAL INTERGOVERNMENTAL RE</b>	<b>.00</b>	<b>77,296.57</b>	<b>77,296.00</b>	<b>.57</b>	<b>100.00</b>	<b>.00 .57</b>
	<b>TOTAL FUND REVENUE</b>	<b>.00</b>	<b>1,114,442.51</b>	<b>1,250,160.00</b>	<b>( 135,717.49)</b>	<b>89.14</b>	<b>.00 ( 135,717.49)</b>

**CITY OF PLATTEVILLE**  
 DETAIL EXPENDITURES WITH COMPARISON TO BUDGET  
 FOR THE 12 MONTHS ENDING DECEMBER 31, 2025

**FUND 125 - TIF DISTRICT #5 FUND**

	PERIOD ACTUAL	YTD ACTUAL	BUDGET AMOUNT	VARIANCE	% OF BUDGET	ENC BALANCE	UNENC BALANCE
<u>TAX INCREMENT DISTRICT FEES</u>							
125-56600-290-000 TAX INCREMENT DISTRICT FEES	.00	.00	150.00	150.00	.00	.00	150.00
TOTAL TAX INCREMENT DISTRICT	.00	.00	150.00	150.00	.00	.00	150.00
<u>INCUBATOR</u>							
125-56721-509-000 PLATTEVILLE INCUBATOR	.00	7,875.00	7,875.00	.00	100.00	.00	.00
125-56721-510-000 GRANT CTY ECON DEV	.00	4,790.00	4,790.00	.00	100.00	.00	.00
TOTAL INCUBATOR	.00	12,665.00	12,665.00	.00	100.00	.00	.00
<u>TIF #5 - CAPITAL PROJECTS</u>							
125-60005-210-000 PROFESSIONAL SERVICES	.00	5,700.00	1,500.00	( 4,200.00)	380.00	.00	( 4,200.00)
125-60005-575-000 ORGANIZATIONAL COSTS	.00	.00	17.00	17.00	.00	.00	17.00
125-60005-802-000 PAYMENT TO TID #7	1,096,077.51	1,096,077.51	1,235,828.00	139,750.49	88.69	.00	139,750.49
TOTAL TIF #5 - CAPITAL PROJECT	1,096,077.51	1,101,777.51	1,237,345.00	135,567.49	89.04	.00	135,567.49
TOTAL FUND EXPENDITURES	1,096,077.51	1,114,442.51	1,250,160.00	135,717.49	89.14	.00	135,717.49
<b>NET REV OVER EXP</b>	(1,096,077.51)	.00	.00	.00	.00	.00	.00

**CITY OF PLATTEVILLE**  
 DETAIL REVENUES WITH COMPARISON TO BUDGET  
 FOR THE 12 MONTHS ENDING DECEMBER 31, 2025

**FUND 126 - TIF DISTRICT #6 FUND**

	PERIOD ACTUAL	YTD ACTUAL	BUDGET AMOUNT	VARIANCE	% OF BUDGET	ENC BALANCE	UNENC BALANCE
<u>TAXES</u>							
126-41120-115-000 TIF #6 DISTRICT TAXES	.00	668,594.05	756,195.00	( 87,600.95)	88.42	.00	( 87,600.95)
TOTAL TAXES	.00	668,594.05	756,195.00	( 87,600.95)	88.42	.00	( 87,600.95)
<u>INTERGOVERNMENTAL REVENUE</u>							
126-43410-234-000 EXEMPT COMPUTER AID	.00	1,013.25	1,013.00	.25	100.02	.00	.25
126-43410-235-000 EXEMPT PERSONAL PROPERTY A	.00	23,422.11	23,422.00	.11	100.00	.00	.11
TOTAL INTERGOVERNMENTAL RE	.00	24,435.36	24,435.00	.36	100.00	.00	.36
TOTAL FUND REVENUE	.00	693,029.41	780,630.00	( 87,600.59)	88.78	.00	( 87,600.59)

**CITY OF PLATTEVILLE**  
 DETAIL EXPENDITURES WITH COMPARISON TO BUDGET  
 FOR THE 12 MONTHS ENDING DECEMBER 31, 2025

**FUND 126 - TIF DISTRICT #6 FUND**

	PERIOD ACTUAL	YTD ACTUAL	BUDGET AMOUNT	VARIANCE	% OF BUDGET	ENC BALANCE	UNENC BALANCE
<u>ASSESSOR</u>							
126-51530-412-000 ASSESSOR:ST. MANUFACTURING	1,526.01	1,526.01	1,300.00	( 226.01)	117.39	.00	( 226.01)
TOTAL ASSESSOR	1,526.01	1,526.01	1,300.00	( 226.01)	117.39	.00	( 226.01)
<u>TAX INCREMENT DISTRICT FEE</u>							
126-56600-290-000 TAX INCREMENT DISTRICT FEES	.00	150.00	150.00	.00	100.00	.00	.00
TOTAL TAX INCREMENT DISTRICT	.00	150.00	150.00	.00	100.00	.00	.00
<u>INCUBATOR</u>							
126-56721-509-000 PLATTEVILLE INCUBATOR	.00	7,875.00	7,875.00	.00	100.00	.00	.00
126-56721-510-000 GRANT CTY ECON DEV	.00	4,789.00	4,790.00	1.00	99.98	.00	1.00
TOTAL INCUBATOR	.00	12,664.00	12,665.00	1.00	99.99	.00	1.00
<u>PRINCIPAL ON NOTES</u>							
126-58100-018-000 PRINCIPAL ON TIF#6 NOTES	.00	587,087.11	587,581.00	493.89	99.92	.00	493.89
TOTAL PRINCIPAL ON NOTES	.00	587,087.11	587,581.00	493.89	99.92	.00	493.89
<u>INTEREST ON NOTES</u>							
126-58200-019-000 INTEREST ON TIF#6 NOTES	.00	67,484.15	66,991.00	( 493.15)	100.74	.00	( 493.15)
TOTAL INTEREST ON NOTES	.00	67,484.15	66,991.00	( 493.15)	100.74	.00	( 493.15)
<u>TIF #6 CAPITAL PROJECTS</u>							
126-60006-210-000 TIF #6: PROFESSIONAL SERVICE	183.33	1,383.33	800.00	( 583.33)	172.92	.00	( 583.33)
126-60006-314-000 TIF #6: UTILITIES AND REFUSE	89.50	521.43	500.00	( 21.43)	104.29	.00	( 21.43)
126-60006-575-000 TIF #6: ORGANIZATIONAL COSTS	.00	.00	14.00	14.00	.00	.00	14.00
126-60006-801-000 TAX INCREMENTS TO EMMI ROTH	.00	33,666.02	41,500.00	7,833.98	81.12	.00	7,833.98
TOTAL TIF #6 CAPITAL PROJECTS	272.83	35,570.78	42,814.00	7,243.22	83.08	.00	7,243.22
TOTAL FUND EXPENDITURES	1,798.84	704,482.05	711,501.00	7,018.95	99.01	.00	7,018.95
<b>NET REV OVER EXP</b>	( 1,798.84)	( 11,452.64)	69,129.00	( 80,581.64)	( 16.57)	.00	( 11,452.64)

**CITY OF PLATTEVILLE**  
 DETAIL REVENUES WITH COMPARISON TO BUDGET  
 FOR THE 12 MONTHS ENDING DECEMBER 31, 2025

**FUND 127 - TIF DISTRICT #7 FUND**

	PERIOD ACTUAL	YTD ACTUAL	BUDGET AMOUNT	VARIANCE	% OF BUDGET	ENC BALANCE	UNENC BALANCE
<u>TAXES</u>							
127-41120-115-000 TIF #7 DISTRICT TAXES	.00	697,372.52	788,744.00	( 91,371.48)	88.42	.00	( 91,371.48)
TOTAL TAXES	.00	697,372.52	788,744.00	( 91,371.48)	88.42	.00	( 91,371.48)
<u>INTERGOVERNMENTAL REVENUE</u>							
127-43410-234-000 TIF#7 EXEMPT COMPUTER ST.	.00	3,911.87	3,912.00	( .13)	100.00	.00	( .13)
127-43410-235-000 TIF#7 EXEMPT PERS PROP AID	.00	45,411.06	45,412.00	( .94)	100.00	.00	( .94)
TOTAL INTERGOVERNMENTAL RE	.00	49,322.93	49,324.00	( 1.07)	100.00	.00	( 1.07)
<u>MISCELLANEOUS REVENUES</u>							
127-48110-817-000 INTEREST FROM TIF#7 BOND	329.02	2,111.60	2,000.00	111.60	105.58	.00	111.60
127-48500-840-000 DEVELOPER GUARANTEE	55,646.01	55,646.01	53,720.00	1,926.01	103.59	.00	1,926.01
TOTAL MISCELLANEOUS REVENU	55,975.03	57,757.61	55,720.00	2,037.61	103.66	.00	2,037.61
<u>OTHER FINANCING SOURCES</u>							
127-49200-989-000 ADVANCE FROM TID#5	1,096,077.51	1,096,077.51	1,235,828.00	( 139,750.49)	88.69	.00	( 139,750.49)
TOTAL OTHER FINANCING SOUR	1,096,077.51	1,096,077.51	1,235,828.00	( 139,750.49)	88.69	.00	( 139,750.49)
TOTAL FUND REVENUE	1,152,052.54	1,900,530.57	2,129,616.00	( 229,085.43)	89.24	.00	( 229,085.43)

**CITY OF PLATTEVILLE**  
 DETAIL EXPENDITURES WITH COMPARISON TO BUDGET  
 FOR THE 12 MONTHS ENDING DECEMBER 31, 2025

**FUND 127 - TIF DISTRICT #7 FUND**

	PERIOD ACTUAL	YTD ACTUAL	BUDGET AMOUNT	VARIANCE	% OF BUDGET	ENC BALANCE	UNENC BALANCE	
<u>ATTORNEY</u>								
127-51300-210-000	ATTORNEY: PROF SERVICES	.00	.00	1,500.00	1,500.00	.00	.00	1,500.00
	TOTAL ATTORNEY	.00	.00	1,500.00	1,500.00	.00	.00	1,500.00
<u>ASSESSOR</u>								
127-51530-412-000	ASSESSOR:ST. MANUFACTURING	21.95	21.95	15.00	( 6.95)	146.33	.00	( 6.95)
	TOTAL ASSESSOR	21.95	21.95	15.00	( 6.95)	146.33	.00	( 6.95)
<u>TAX INCREMENT DISTRICT FEES</u>								
127-56600-290-000	TAX INCREMENT DISTRICT FEES	.00	150.00	150.00	.00	100.00	.00	.00
	TOTAL TAX INCREMENT DISTRICT	.00	150.00	150.00	.00	100.00	.00	.00
<u>INCUBATOR</u>								
127-56721-509-000	PLATTEVILLE INCUBATOR	.00	7,875.00	7,875.00	.00	100.00	.00	.00
127-56721-510-000	GRANT CTY ECON DEV	.00	4,790.00	4,790.00	.00	100.00	.00	.00
	TOTAL INCUBATOR	.00	12,665.00	12,665.00	.00	100.00	.00	.00
<u>COMM PLAN &amp; DEVELOPMENT</u>								
127-56900-568-000	TIF #7 MAIN STREET PROGRAM	.00	39,375.00	39,375.00	.00	100.00	.00	.00
	TOTAL COMM PLAN & DEVELOPM	.00	39,375.00	39,375.00	.00	100.00	.00	.00
<u>PRINCIPAL ON NOTES</u>								
127-58100-018-000	PRINCIPAL ON TIF#7 NOTES	.00	505,000.00	505,000.00	.00	100.00	.00	.00
	TOTAL PRINCIPAL ON NOTES	.00	505,000.00	505,000.00	.00	100.00	.00	.00
<u>INTEREST ON NOTES</u>								
127-58200-019-000	INTEREST ON TIF#7 NOTES	.00	99,695.00	99,695.00	.00	100.00	.00	.00
	TOTAL INTEREST ON NOTES	.00	99,695.00	99,695.00	.00	100.00	.00	.00

**CITY OF PLATTEVILLE**  
 DETAIL EXPENDITURES WITH COMPARISON TO BUDGET  
 FOR THE 12 MONTHS ENDING DECEMBER 31, 2025

**FUND 127 - TIF DISTRICT #7 FUND**

	PERIOD ACTUAL	YTD ACTUAL	BUDGET AMOUNT	VARIANCE	% OF BUDGET	ENC BALANCE	UNENC BALANCE
<u>TIF #7 CAPITAL PROJECTS</u>							
127-60007-210-000	PROFESSIONAL SERVICES	183.34	1,383.34	1,000.00	( 383.34)	138.33	.00 ( 383.34)
127-60007-575-000	TIF #7 - ORGANIZATIONAL COSTS	.00	.00	14.00	14.00	.00	.00 14.00
127-60007-700-000	TIF #7 - INFRASTRUCTURE	228,939.78	229,430.51	275,000.00	45,569.49	83.43	.00 45,569.49
127-60007-701-000	TIF #7 INFRA-LAND ACQUISITION	( 63,271.24)	.00	.00	.00	.00	.00 .00
127-60007-802-000	LEASE PMTS TO DEVELOPER	18,333.00	219,996.00	219,998.00	2.00	100.00	.00 2.00
	<b>TOTAL TIF #7 CAPITAL PROJECTS</b>	<b>184,184.88</b>	<b>450,809.85</b>	<b>496,012.00</b>	<b>45,202.15</b>	<b>90.89</b>	<b>.00 45,202.15</b>
	<b>TOTAL FUND EXPENDITURES</b>	<b>184,206.83</b>	<b>1,107,716.80</b>	<b>1,154,412.00</b>	<b>46,695.20</b>	<b>95.96</b>	<b>.00 46,695.20</b>
	<b>NET REV OVER EXP</b>	<b>967,845.71</b>	<b>792,813.77</b>	<b>975,204.00</b>	<b>( 182,390.23)</b>	<b>81.30</b>	<b>.00 792,813.77</b>

**CITY OF PLATTEVILLE**  
 DETAIL REVENUES WITH COMPARISON TO BUDGET  
 FOR THE 12 MONTHS ENDING DECEMBER 31, 2025

**FUND 129 - TIF DISTRICT #9 FUND**

	PERIOD ACTUAL	YTD ACTUAL	BUDGET AMOUNT	VARIANCE	% OF BUDGET	ENC BALANCE	UNENC BALANCE
<u>TAXES</u>							
129-41120-115-000 TIF #9 DISTRICT TAXES	.00	12,006.09	13,579.00	( 1,572.91)	88.42	.00	( 1,572.91)
TOTAL TAXES	.00	12,006.09	13,579.00	( 1,572.91)	88.42	.00	( 1,572.91)
TOTAL FUND REVENUE	.00	12,006.09	13,579.00	( 1,572.91)	88.42	.00	( 1,572.91)

**CITY OF PLATTEVILLE**  
 DETAIL EXPENDITURES WITH COMPARISON TO BUDGET  
 FOR THE 12 MONTHS ENDING DECEMBER 31, 2025

**FUND 129 - TIF DISTRICT #9 FUND**

	PERIOD ACTUAL	YTD ACTUAL	BUDGET AMOUNT	VARIANCE	% OF BUDGET	ENC BALANCE	UNENC BALANCE
<u>ADMINISTRATIVE OFFICE SUPPLI</u>							
129-51451-500-000 ADMINISTRATIVE	.00	.00	14.00	14.00	.00	.00	14.00
TOTAL ADMINISTRATIVE OFFICE	.00	.00	14.00	14.00	.00	.00	14.00
<u>CITY TREASURER</u>							
129-51510-210-000 PROFESSIONAL SERVICES	183.33	1,383.33	5,000.00	3,616.67	27.67	.00	3,616.67
TOTAL CITY TREASURER	183.33	1,383.33	5,000.00	3,616.67	27.67	.00	3,616.67
<u>TAX INCREMENT DISTRICT FEE</u>							
129-56600-290-000 TAX INCREMENT DISTRICT FEES	.00	150.00	150.00	.00	100.00	.00	.00
TOTAL TAX INCREMENT DISTRICT	.00	150.00	150.00	.00	100.00	.00	.00
<u>INCUBATOR</u>							
129-56721-509-000 PLATTEVILLE INCUBATOR	.00	7,875.00	7,875.00	.00	100.00	.00	.00
129-56721-510-000 GRANT CTY ECON DEV	.00	4,790.00	4,790.00	.00	100.00	.00	.00
129-56721-511-000 PVILLE AREA INDUST DEV CORP	.00	80,902.00	80,902.00	.00	100.00	.00	.00
TOTAL INCUBATOR	.00	93,567.00	93,567.00	.00	100.00	.00	.00
TOTAL FUND EXPENDITURES	183.33	95,100.33	98,731.00	3,630.67	96.32	.00	3,630.67
<b>NET REV OVER EXP</b>	( 183.33)	( 83,094.24)	( 85,152.00)	2,057.76	( 97.58)	.00	( 83,094.24)

# CITY OF PLATTEVILLE

DETAIL REVENUES WITH COMPARISON TO BUDGET  
FOR THE 12 MONTHS ENDING DECEMBER 31, 2025

## FUND 130 - REDEVEL. AUTH (RDA) FUND

		PERIOD ACTUAL	YTD ACTUAL	BUDGET AMOUNT	VARIANCE	% OF BUDGET	ENC BALANCE	UNENC BALANCE
<u>OTHER FINANCING SOURCES</u>								
130-49210-924-000	DRIFTLESS MARKET LOAN PMT	.00	5,256.24	10,512.00	( 5,255.76)	50.00	.00	( 5,255.76)
130-49210-925-000	DEALS N DRAGONS LOAN PAYME	283.56	3,402.72	3,403.00	( .28)	99.99	.00	( .28)
130-49210-930-000	LMN INVESTMENT LOAN PMT.	1,321.83	15,861.96	15,862.00	( .04)	100.00	.00	( .04)
130-49210-932-000	HD ACADEMY LOAN	889.08	5,851.84	5,414.00	437.84	108.09	.00	437.84
130-49210-933-000	MICHAEL WALSH LOAN PMT	238.28	2,382.80	.00	2,382.80	.00	.00	2,382.80
130-49210-934-000	MASIO & REYNOLDS LLC LOAN P	262.81	2,102.48	.00	2,102.48	.00	.00	2,102.48
130-49275-275-000	NON-PERFORMANCE PENALTY	.00	1,401.97	.00	1,401.97	.00	.00	1,401.97
	<b>TOTAL OTHER FINANCING SOUR</b>	<b>2,995.56</b>	<b>36,260.01</b>	<b>35,191.00</b>	<b>1,069.01</b>	<b>103.04</b>	<b>.00</b>	<b>1,069.01</b>
	<b>TOTAL FUND REVENUE</b>	<b>2,995.56</b>	<b>36,260.01</b>	<b>35,191.00</b>	<b>1,069.01</b>	<b>103.04</b>	<b>.00</b>	<b>1,069.01</b>

**CITY OF PLATTEVILLE**  
 DETAIL EXPENDITURES WITH COMPARISON TO BUDGET  
 FOR THE 12 MONTHS ENDING DECEMBER 31, 2025

**FUND 130 - REDEVEL. AUTH (RDA) FUND**

	PERIOD ACTUAL	YTD ACTUAL	BUDGET AMOUNT	VARIANCE	% OF BUDGET	ENC BALANCE	UNENC BALANCE
<u>COMM. PLAN &amp; DEVELOPMENT</u>							
130-56900-210-000 RDA: ATTORNEY-PROF SERVICE	.00	285.00	.00	( 285.00)	.00	.00	( 285.00)
130-56900-712-000 RDA: LOANS - OTHER	.00	107,125.00	.00	( 107,125.00)	.00	.00	( 107,125.00)
130-56900-923-000 RDA: CITY LOAN PMTS-LMN INV	1,116.63	13,399.56	13,400.00	.44	100.00	.00	.44
TOTAL COMM. PLAN & DEVELOPM	1,116.63	120,809.56	13,400.00	( 107,409.56)	901.56	.00	( 107,409.56)
TOTAL FUND EXPENDITURES	1,116.63	120,809.56	13,400.00	( 107,409.56)	901.56	.00	( 107,409.56)
<b>NET REV OVER EXP</b>	1,878.93	( 84,549.55)	21,791.00	( 106,340.55)	( 388.00)	.00	( 84,549.55)

**CITY OF PLATTEVILLE**  
 DETAIL REVENUES WITH COMPARISON TO BUDGET  
 FOR THE 12 MONTHS ENDING DECEMBER 31, 2025

**FUND 135 - AFFORDABLE HOUSING**

	PERIOD ACTUAL	YTD ACTUAL	BUDGET AMOUNT	VARIANCE	% OF BUDGET	ENC BALANCE	UNENC BALANCE
<u>OTHER FINANCING SOURCES</u>							
135-49210-920-000 AFFORD HOUSING: LOANS	2,114.04	24,198.46	22,008.00	2,190.46	109.95	.00	2,190.46
TOTAL OTHER FINANCING SOUR	2,114.04	24,198.46	22,008.00	2,190.46	109.95	.00	2,190.46
TOTAL FUND REVENUE	2,114.04	24,198.46	22,008.00	2,190.46	109.95	.00	2,190.46

**CITY OF PLATTEVILLE**  
 DETAIL EXPENDITURES WITH COMPARISON TO BUDGET  
 FOR THE 12 MONTHS ENDING DECEMBER 31, 2025

**FUND 135 - AFFORDABLE HOUSING**

	PERIOD ACTUAL	YTD ACTUAL	BUDGET AMOUNT	VARIANCE	% OF BUDGET	ENC BALANCE	UNENC BALANCE
<u>AFFORDABLE HOUSING</u>							
135-56900-210-000	AFFORD HOUSING: ATTY-PROF S	.00	341.25	120.00	( 221.25)	284.38	.00 ( 221.25)
135-56900-712-000	AFFORD HOUSING: LOANS	.00	23,495.47	20,000.00	( 3,495.47)	117.48	.00 ( 3,495.47)
135-56900-800-000	AFFORD HOUSING: GRANTS	.00	20,000.00	50,000.00	30,000.00	40.00	.00 30,000.00
	<b>TOTAL AFFORDABLE HOUSING</b>	<b>.00</b>	<b>43,836.72</b>	<b>70,120.00</b>	<b>26,283.28</b>	<b>62.52</b>	<b>.00 26,283.28</b>
	<b>TOTAL FUND EXPENDITURES</b>	<b>.00</b>	<b>43,836.72</b>	<b>70,120.00</b>	<b>26,283.28</b>	<b>62.52</b>	<b>.00 26,283.28</b>
	<b>NET REV OVER EXP</b>	<b>2,114.04</b>	<b>( 19,638.26)</b>	<b>( 48,112.00)</b>	<b>28,473.74</b>	<b>( 40.82)</b>	<b>.00 ( 19,638.26)</b>

**CITY OF PLATTEVILLE**  
 DETAIL REVENUES WITH COMPARISON TO BUDGET  
 FOR THE 12 MONTHS ENDING DECEMBER 31, 2025

**FUND 140 - BROSKE CENTER**

	PERIOD ACTUAL	YTD ACTUAL	BUDGET AMOUNT	VARIANCE	% OF BUDGET	ENC BALANCE	UNENC BALANCE
<u>SOURCE 41</u>							
140-41100-100-000 GENERAL PROPERTY TAXES	.00	36,663.00	36,663.00	.00	100.00	.00	.00
TOTAL SOURCE 41	.00	36,663.00	36,663.00	.00	100.00	.00	.00
<u>BROSKE CENTER REVENUES</u>							
140-46740-670-000 BROSKE CENTER: RENTAL	.00	300.00	5,000.00	( 4,700.00)	6.00	.00	( 4,700.00)
140-46740-671-000 BROSKE CENTER: RENTAL TAXAB	( 148.45)	32,652.89	35,000.00	( 2,347.11)	93.29	.00	( 2,347.11)
140-46740-672-000 BROSKE CENTER: CITY USAGE	900.00	5,400.00	4,350.00	1,050.00	124.14	.00	1,050.00
TOTAL BROSKE CENTER REVENUE	751.55	38,352.89	44,350.00	( 5,997.11)	86.48	.00	( 5,997.11)
TOTAL FUND REVENUE	751.55	75,015.89	81,013.00	( 5,997.11)	92.60	.00	( 5,997.11)

**CITY OF PLATTEVILLE**  
 DETAIL EXPENDITURES WITH COMPARISON TO BUDGET  
 FOR THE 12 MONTHS ENDING DECEMBER 31, 2025

**FUND 140 - BROSKE CENTER**

	PERIOD ACTUAL	YTD ACTUAL	BUDGET AMOUNT	VARIANCE	% OF BUDGET	ENC BALANCE	UNENC BALANCE	
<u>BROSKE CENTER EXPENSES</u>								
140-55130-110-000	BROSKE CENTER: SALARIES	562.40	9,142.41	12,822.00	3,679.59	71.30	.00	3,679.59
140-55130-120-000	BROSKE CENTER: OTHER WAGE	2,395.64	21,542.50	25,733.00	4,190.50	83.72	.00	4,190.50
140-55130-124-000	BROSKE CENTER: OVERTIME	.00	16.26	.00	( 16.26)	.00	.00	( 16.26)
140-55130-131-000	BROSKE CENTER: WRS (ERS	155.34	1,891.60	2,423.00	531.40	78.07	.00	531.40
140-55130-132-000	BROSKE CENTER: SOC SEC	146.91	1,820.25	2,391.00	570.75	76.13	.00	570.75
140-55130-133-000	BROSKE CENTER: MEDICARE	34.35	425.56	559.00	133.44	76.13	.00	133.44
140-55130-134-000	BROSKE CENTER: LIFE INS	4.81	82.49	122.00	39.51	67.61	.00	39.51
140-55130-135-000	BROSKE CENTER: HEALTH INS P	808.51	5,619.67	12,962.00	7,342.33	43.35	.00	7,342.33
140-55130-137-000	BROSKE CENTER: HLTH INS CLAI	.00	6.76	1,237.00	1,230.24	.55	.00	1,230.24
140-55130-138-000	BROSKE CENTER: DENTAL INS	35.50	251.03	628.00	376.97	39.97	.00	376.97
140-55130-139-000	BROSKE CENTER: LONG TERM DI	10.58	79.65	136.00	56.35	58.57	.00	56.35
140-55130-314-000	BROSKE CENTER: UTILITY/REFU	1,071.83	6,525.64	7,000.00	474.36	93.22	.00	474.36
140-55130-340-000	BROSKE CENTER: OPER SUPPLIE	1,352.30	10,467.01	7,500.00	( 2,967.01)	139.56	.00	( 2,967.01)
140-55130-350-000	BROSKE CENTER: BLDG & GRND	489.08	1,357.35	2,500.00	1,142.65	54.29	.00	1,142.65
140-55130-500-000	BROSKE CENTER: OUTLAY	.00	10,050.00	5,000.00	( 5,050.00)	201.00	.00	( 5,050.00)
	<b>TOTAL BROSKE CENTER EXPENS</b>	<b>7,067.25</b>	<b>69,278.18</b>	<b>81,013.00</b>	<b>11,734.82</b>	<b>85.51</b>	<b>.00</b>	<b>11,734.82</b>
	<b>TOTAL FUND EXPENDITURES</b>	<b>7,067.25</b>	<b>69,278.18</b>	<b>81,013.00</b>	<b>11,734.82</b>	<b>85.51</b>	<b>.00</b>	<b>11,734.82</b>
	<b>NET REV OVER EXP</b>	<b>( 6,315.70)</b>	<b>5,737.71</b>	<b>.00</b>	<b>5,737.71</b>	<b>.00</b>	<b>.00</b>	<b>5,737.71</b>

**CITY OF PLATTEVILLE**  
 DETAIL REVENUES WITH COMPARISON TO BUDGET  
 FOR THE 12 MONTHS ENDING DECEMBER 31, 2025

**FUND 150 - ARPA FUND**

	PERIOD ACTUAL	YTD ACTUAL	BUDGET AMOUNT	VARIANCE	% OF BUDGET	ENC BALANCE	UNENC BALANCE
<u>INTERGOVERNMENTAL REVENUE</u>							
150-43100-216-000 ARPA:LOCAL FISCAL RECOV. FUN	.00	.00	75,000.00	( 75,000.00)	.00	.00	( 75,000.00)
TOTAL INTERGOVERNMENTAL RE	.00	.00	75,000.00	( 75,000.00)	.00	.00	( 75,000.00)
TOTAL FUND REVENUE	.00	.00	75,000.00	( 75,000.00)	.00	.00	( 75,000.00)

**CITY OF PLATTEVILLE**  
 DETAIL EXPENDITURES WITH COMPARISON TO BUDGET  
 FOR THE 12 MONTHS ENDING DECEMBER 31, 2025

**FUND 150 - ARPA FUND**

	PERIOD ACTUAL	YTD ACTUAL	BUDGET AMOUNT	VARIANCE	% OF BUDGET	ENC BALANCE	UNENC BALANCE
<u>TRANSFER TO CIP</u>							
150-59240-990-000 TRANSFER TO CIP	.00	52,974.71	75,000.00	22,025.29	70.63	.00	22,025.29
TOTAL TRANSFER TO CIP	.00	52,974.71	75,000.00	22,025.29	70.63	.00	22,025.29
TOTAL FUND EXPENDITURES	.00	52,974.71	75,000.00	22,025.29	70.63	.00	22,025.29
<b>NET REV OVER EXP</b>	.00	( 52,974.71)	.00	( 52,974.71)	.00	.00	( 52,974.71)

**CITY OF PLATTEVILLE**  
 DETAIL REVENUES WITH COMPARISON TO BUDGET  
 FOR THE 12 MONTHS ENDING DECEMBER 31, 2025

**FUND 151 - FIRE FACILITY**

	PERIOD ACTUAL	YTD ACTUAL	BUDGET AMOUNT	VARIANCE	% OF BUDGET	ENC BALANCE	UNENC BALANCE
<u>FIRE FACILITY FUNDS</u>							
151-43260-237-000	FIRE FACILITY FED APPROP.	.00	.00	7,000,000.00	(7,000,000.00)	.00	.00 (7,000,000.00)
	TOTAL FIRE FACILITY FUNDS	.00	.00	7,000,000.00	(7,000,000.00)	.00	.00 (7,000,000.00)
<u>SOURCE 47</u>							
151-47300-484-000	FF TOWNSHIP SHARE	.00	697,357.81	700,000.00	( 2,642.19)	99.62	.00 ( 2,642.19)
	TOTAL SOURCE 47	.00	697,357.81	700,000.00	( 2,642.19)	99.62	.00 ( 2,642.19)
<u>FIRE FACILITY DONATIONS</u>							
151-48110-818-000	FF INTEREST FROM BONDS	1,717.27	127,825.31	.00	127,825.31	.00	.00 127,825.31
151-48500-100-000	FIRE FACILITY DONATION	.00	1,433,000.00	1,500,000.00	( 67,000.00)	95.53	.00 ( 67,000.00)
	TOTAL FIRE FACILITY DONATIONS	1,717.27	1,560,825.31	1,500,000.00	60,825.31	104.06	.00 60,825.31
	TOTAL FUND REVENUE	1,717.27	2,258,183.12	9,200,000.00	(6,941,816.88)	24.55	.00 (6,941,816.88)

**CITY OF PLATTEVILLE**  
 DETAIL EXPENDITURES WITH COMPARISON TO BUDGET  
 FOR THE 12 MONTHS ENDING DECEMBER 31, 2025

**FUND 151 - FIRE FACILITY**

	PERIOD ACTUAL	YTD ACTUAL	BUDGET AMOUNT	VARIANCE	% OF BUDGET	ENC BALANCE	UNENC BALANCE
<u>FIRE FACILITY EXPENDITURES</u>							
151-57220-820-001	FF DEV - SITE DEMOLITION	.00	80,168.00	.00	( 80,168.00)	.00	.00 ( 80,168.00)
151-57220-820-002	FF DEV - CONSTRUCTION	2,372,691.86	7,077,195.82	11,399,144.00	4,321,948.18	62.09	.00 4,321,948.18
151-57220-820-003	FF EQUIPMENT - FFE	62,030.50	198,538.00	317,982.00	119,444.00	62.44	15,167.50 104,276.50
151-57220-820-004	FF EQUIP - COMMUNICATION TEC	.00	.00	188,000.00	188,000.00	.00	.00 188,000.00
151-57220-820-005	FF PROFESSIONAL FEES	.00	205,169.63	249,964.00	44,794.37	82.08	.00 44,794.37
151-57220-820-099	FF CONTINGENCIES	.00	.00	1,589,910.00	1,589,910.00	.00	.00 1,589,910.00
	<b>TOTAL FIRE FACILITY EXPENDITURE</b>	<b>2,434,722.36</b>	<b>7,561,071.45</b>	<b>13,745,000.00</b>	<b>6,183,928.55</b>	<b>55.01</b>	<b>15,167.50 6,168,761.05</b>
	<b>TOTAL FUND EXPENDITURES</b>	<b>2,434,722.36</b>	<b>7,561,071.45</b>	<b>13,745,000.00</b>	<b>6,183,928.55</b>	<b>55.01</b>	<b>15,167.50 6,168,761.05</b>
	<b>NET REV OVER EXP</b>	<b>(2,433,005.09)</b>	<b>(5,302,888.33)</b>	<b>(4,545,000.00)</b>	<b>( 757,888.33)</b>	<b>( 116.68)</b>	<b>( 15,167.50) (5,318,055.83)</b>

**CITY OF PLATTEVILLE**  
 DETAIL REVENUES WITH COMPARISON TO BUDGET  
 FOR THE 12 MONTHS ENDING DECEMBER 31, 2025

**FUND 154 - LEAD SVC LINE PROGRAM**

	PERIOD ACTUAL	YTD ACTUAL	BUDGET AMOUNT	VARIANCE	% OF BUDGET	ENC BALANCE	UNENC BALANCE
<u>INTERGOVERNMENTAL REVENUE</u>							
154-43550-000-000 LSL DNR FUNDING	.00	.00	102,715.00	( 102,715.00)	.00	.00	( 102,715.00)
TOTAL INTERGOVERNMENTAL RE	.00	.00	102,715.00	( 102,715.00)	.00	.00	( 102,715.00)
<u>LSL REVENUES</u>							
154-48600-000-000 LSL LOAN PYMT PRINCIPAL	54,107.01	75,476.35	39,535.00	35,941.35	190.91	.00	35,941.35
154-48600-100-000 LSL LOAN PYMT INTEREST	( 15.35)	.00	.00	.00	.00	.00	.00
154-48600-200-000 LSL ADMIN FEE	( 250.00)	.00	.00	.00	.00	.00	.00
TOTAL LSL REVENUES	53,841.66	75,476.35	39,535.00	35,941.35	190.91	.00	35,941.35
TOTAL FUND REVENUE	53,841.66	75,476.35	142,250.00	( 66,773.65)	53.06	.00	( 66,773.65)

**CITY OF PLATTEVILLE**  
 DETAIL EXPENDITURES WITH COMPARISON TO BUDGET  
 FOR THE 12 MONTHS ENDING DECEMBER 31, 2025

**FUND 154 - LEAD SVC LINE PROGRAM**

	PERIOD ACTUAL	YTD ACTUAL	BUDGET AMOUNT	VARIANCE	% OF BUDGET	ENC BALANCE	UNENC BALANCE
<u>LSL EXPENDITURES</u>							
154-53700-620-000 LSL INTEREST	.00	45.29	106.00	60.71	42.73	.00	60.71
154-53700-790-000 LSL GRANTS	19,323.75	39,438.75	77,036.00	37,597.25	51.20	.00	37,597.25
154-53700-791-000 LSL PROGRAM LOANS	6,441.25	13,146.25	25,679.00	12,532.75	51.19	.00	12,532.75
TOTAL LSL EXPENDITURES	25,765.00	52,630.29	102,821.00	50,190.71	51.19	.00	50,190.71
TOTAL FUND EXPENDITURES	25,765.00	52,630.29	102,821.00	50,190.71	51.19	.00	50,190.71
<b>NET REV OVER EXP</b>	28,076.66	22,846.06	39,429.00	( 16,582.94)	57.94	.00	22,846.06

**CITY OF PLATTEVILLE**  
 DETAIL REVENUES WITH COMPARISON TO BUDGET  
 FOR THE 12 MONTHS ENDING DECEMBER 31, 2025

**FUND 155 - POOL PROJECT**

	PERIOD ACTUAL	YTD ACTUAL	BUDGET AMOUNT	VARIANCE	% OF BUDGET	ENC BALANCE	UNENC BALANCE
<u>SOURCE 48</u>							
155-48110-818-000	POOL INTEREST FROM BONDS	34,826.00	34,826.00	.00	34,826.00	.00	34,826.00
155-48309-680-000	POOL PROJ: SALE OF EQUIPMEN	.00	3,050.00	.00	3,050.00	.00	3,050.00
	<b>TOTAL SOURCE 48</b>	<b>34,826.00</b>	<b>37,876.00</b>	<b>.00</b>	<b>37,876.00</b>	<b>.00</b>	<b>37,876.00</b>
<u>SOURCE 49</u>							
155-49120-940-000	POOL PROJ LONG TERM LOANS	.00	7,155,000.00	225,000.00	6,930,000.00	3,180.00	6,930,000.00
	<b>TOTAL SOURCE 49</b>	<b>.00</b>	<b>7,155,000.00</b>	<b>225,000.00</b>	<b>6,930,000.00</b>	<b>3,180.00</b>	<b>6,930,000.00</b>
	<b>TOTAL FUND REVENUE</b>	<b>34,826.00</b>	<b>7,192,876.00</b>	<b>225,000.00</b>	<b>6,967,876.00</b>	<b>3,196.83</b>	<b>6,967,876.00</b>

**CITY OF PLATTEVILLE**  
 DETAIL EXPENDITURES WITH COMPARISON TO BUDGET  
 FOR THE 12 MONTHS ENDING DECEMBER 31, 2025

**FUND 155 - POOL PROJECT**

	PERIOD ACTUAL	YTD ACTUAL	BUDGET AMOUNT	VARIANCE	% OF BUDGET	ENC BALANCE	UNENC BALANCE
<u>POOL PROJECT EXPENDITURES</u>							
155-57100-210-000	POOL PROJECT PROF SVCS	20,020.00	434,618.55	225,000.00	( 209,618.55)	193.16	.00 ( 209,618.55)
155-57100-530-000	POOL PROJ: RENT EXPENSE	.00	300.00	.00	( 300.00)	.00	.00 ( 300.00)
155-57100-820-000	POOL PROJ: CONSTRUCTION	1,620,565.05	1,620,565.05	.00	(1,620,565.05)	.00	.00 (1,620,565.05)
	<b>TOTAL POOL PROJECT EXPENDIT</b>	<b>1,640,585.05</b>	<b>2,055,483.60</b>	<b>225,000.00</b>	<b>(1,830,483.60)</b>	<b>913.55</b>	<b>.00 (1,830,483.60)</b>
<hr/>							
155-58200-625-000	POOL PROJ: DEBT ISSUANCE CO	.00	85,336.03	.00	( 85,336.03)	.00	.00 ( 85,336.03)
		.00	85,336.03	.00	( 85,336.03)	.00	.00 ( 85,336.03)
	<b>TOTAL FUND EXPENDITURES</b>	<b>1,640,585.05</b>	<b>2,140,819.63</b>	<b>225,000.00</b>	<b>(1,915,819.63)</b>	<b>951.48</b>	<b>.00 (1,915,819.63)</b>
	<b>NET REV OVER EXP</b>	<b>(1,605,759.05)</b>	<b>5,052,056.37</b>	<b>.00</b>	<b>5,052,056.37</b>	<b>.00</b>	<b>.00 5,052,056.37</b>

**CITY OF PLATTEVILLE**  
 DETAIL REVENUES WITH COMPARISON TO BUDGET  
 FOR THE 12 MONTHS ENDING DECEMBER 31, 2025

**FUND 156 - TRAIL LAND ACQUISITION**

	PERIOD ACTUAL	YTD ACTUAL	BUDGET AMOUNT	VARIANCE	% OF BUDGET	ENC BALANCE	UNENC BALANCE	
<u>SOURCE 43</u>								
156-43570-100-000	TRL ACQ: STATE REIMBURSEMEN	38,663.68	148,520.42	136,700.00	11,820.42	108.65	.00	11,820.42
	TOTAL SOURCE 43	38,663.68	148,520.42	136,700.00	11,820.42	108.65	.00	11,820.42
<u>SOURCE 48</u>								
156-48500-100-000	TRL ACQ: LOCAL REIMBURSEMEN	3,837.50	147,520.42	163,300.00	( 15,779.58)	90.34	.00	( 15,779.58)
	TOTAL SOURCE 48	3,837.50	147,520.42	163,300.00	( 15,779.58)	90.34	.00	( 15,779.58)
	TOTAL FUND REVENUE	42,501.18	296,040.84	300,000.00	( 3,959.16)	98.68	.00	( 3,959.16)

**CITY OF PLATTEVILLE**  
 DETAIL EXPENDITURES WITH COMPARISON TO BUDGET  
 FOR THE 12 MONTHS ENDING DECEMBER 31, 2025

FUND 156 - TRAIL LAND ACQUISITION

		PERIOD		BUDGET		% OF	ENC	UNENC
		ACTUAL	YTD ACTUAL	AMOUNT	VARIANCE	BUDGET	BALANCE	BALANCE
<u>TRAIL LAND ACQUISITION EXPEN</u>								
156-57630-210-000	TRL ACQ: PROF SVCS	.00	12,975.00	.00	( 12,975.00)	.00	.00	( 12,975.00)
156-57630-820-001	TRL ACQ: PROPERTY ACQUISITIO	63,271.24	283,065.83	300,000.00	16,934.17	94.36	.00	16,934.17
	<b>TOTAL TRAIL LAND ACQUISITION</b>	<b>63,271.24</b>	<b>296,040.83</b>	<b>300,000.00</b>	<b>3,959.17</b>	<b>98.68</b>	<b>.00</b>	<b>3,959.17</b>
	<b>TOTAL FUND EXPENDITURES</b>	<b>63,271.24</b>	<b>296,040.83</b>	<b>300,000.00</b>	<b>3,959.17</b>	<b>98.68</b>	<b>.00</b>	<b>3,959.17</b>
	<b>NET REV OVER EXP</b>	<b>( 20,770.06)</b>	<b>.01</b>	<b>.00</b>	<b>.01</b>	<b>.00</b>	<b>.00</b>	<b>.01</b>

# CITY OF PLATTEVILLE

DETAIL REVENUES WITH COMPARISON TO BUDGET  
FOR THE 12 MONTHS ENDING DECEMBER 31, 2025

## FUND 157 - STORM INSURANCE CLAIMS

	PERIOD ACTUAL	YTD ACTUAL	BUDGET AMOUNT	VARIANCE	% OF BUDGET	ENC BALANCE	UNENC BALANCE	
<u>SOURCE 48</u>								
157-48400-100-000	STORM INSURANCE PROCEEDS	.00	931,957.73	.00	931,957.73	.00	.00	931,957.73
157-48400-200-000	STORM INSURANCE PROCEEDS-	87,851.30	92,592.55	.00	92,592.55	.00	.00	92,592.55
TOTAL SOURCE 48		87,851.30	1,024,550.28	.00	1,024,550.28	.00	.00	1,024,550.28
TOTAL FUND REVENUE		87,851.30	1,024,550.28	.00	1,024,550.28	.00	.00	1,024,550.28

**CITY OF PLATTEVILLE**  
 DETAIL EXPENDITURES WITH COMPARISON TO BUDGET  
 FOR THE 12 MONTHS ENDING DECEMBER 31, 2025

**FUND 157 - STORM INSURANCE CLAIMS**

	PERIOD ACTUAL	YTD ACTUAL	BUDGET AMOUNT	VARIANCE	% OF BUDGET	ENC BALANCE	UNENC BALANCE
157-51410-210-000 HAIL STORM PROF FEES	5,800.00	5,800.00	.00	( 5,800.00)	.00	.00	( 5,800.00)
TOTAL DEPARTMENT 410	5,800.00	5,800.00	.00	( 5,800.00)	.00	.00	( 5,800.00)
<u>DEPARTMENT 600</u>							
157-51600-740-000 BLDG SVCS: STORM DAMAGE	.00	277.75	.00	( 277.75)	.00	.00	( 277.75)
TOTAL DEPARTMENT 600	.00	277.75	.00	( 277.75)	.00	.00	( 277.75)
<u>DEPARTMENT 100</u>							
157-52100-740-000 POLICE: STORM DAMAGE	.00	725.00	.00	( 725.00)	.00	.00	( 725.00)
157-52100-741-000 POLICE: VEHICLE DAMAGE	.00	450.00	.00	( 450.00)	.00	.00	( 450.00)
TOTAL DEPARTMENT 100	.00	1,175.00	.00	( 1,175.00)	.00	.00	( 1,175.00)
<u>DEPARTMENT 200</u>							
157-52200-740-000 FIRE DEPT: STORM DAMAGE	.00	17,389.90	.00	( 17,389.90)	.00	.00	( 17,389.90)
TOTAL DEPARTMENT 200	.00	17,389.90	.00	( 17,389.90)	.00	.00	( 17,389.90)
<u>DEPARTMENT 420</u>							
157-53420-740-000 STR LTG: STORM DAMAGE	.00	678.27	.00	( 678.27)	.00	.00	( 678.27)
TOTAL DEPARTMENT 420	.00	678.27	.00	( 678.27)	.00	.00	( 678.27)
<u>DEPARTMENT 200</u>							
157-55200-740-000 PARKS: STORM DAMAGE	.00	6,720.00	.00	( 6,720.00)	.00	.00	( 6,720.00)
TOTAL DEPARTMENT 200	.00	6,720.00	.00	( 6,720.00)	.00	.00	( 6,720.00)
TOTAL FUND EXPENDITURES	5,800.00	32,040.92	.00	( 32,040.92)	.00	.00	( 32,040.92)
<b>NET REV OVER EXP</b>	82,051.30	992,509.36	.00	992,509.36	.00	.00	992,509.36

**THE CITY OF PLATTEVILLE, WISCONSIN  
COUNCIL SUMMARY SHEET**

<b>COUNCIL SECTION: ACTION</b>	<b>TITLE:</b> East Main Street Project Update	<b>DATE:</b> April 14, 2026
<b>ITEM NUMBER: VI.A.</b>		<b>VOTE REQUIRED:</b> Majority
<b>PREPARED BY:</b> Howard B. Crofoot, P.E. Director of Public Works		

**Description:**

The East Main Street Project has been complicated by a determination by the Federal Highway Administration (FHWA) that the acquisition of 250 East Main Street also requires the offer of relocation payments to the commercial and residential tenants of the building.

History:

2022 – Staff submitted a request for Surface Transportation Program – Urban (STP-U) funding for East Main Street from Water Street to Broadway. The basis of the STP-U request was for 80/20 funding for design and for construction. DOT highly discourages the use of Federal funding for Real Estate relying on the local government to fund 100% of the cost – while following State and Federal rules.

March 2023 – The project was approved with 80/20 for design. Total cost \$196,850 and the Federal Share is capped at 80% or \$157,480. The 20% or \$39,370 plus any costs over the total cost must be paid by the City. The project was approved for 80/20 for construction. Total cost \$1,717,600. The Federal Share is capped at 80% or \$1,372,480. Like design costs, the 20% or \$345,120 plus any additional costs must be paid by the City. The contract for both says the project cost is \$1,925,352. The Federal Share is capped at \$1,529,888 and the City Share is at least \$395,464. This does not include Water and Sanitary Sewer, which is 100% utility funded. The Let date (bid opening) was scheduled for December 9, 2025, for construction in 2026. The “sunset” date is September 30, 2031, which means that funding expires on that date. The scope of the project included street, curb & gutter, sidewalk reconstruction and storm sewer – to include re-routing and sizing the large storm sewer to get it out from under 250 E. Main Street. The original scope envisioned that the building would stay and the openings under the building would be plugged at each end in concrete, with very little real estate required.

2024 – February 2025: Jewell Associates was hired to do the design. During design, it was determined that the realignment of the large storm sewer would require pounding of rock and construction activity less than 10 feet from the foundation of the building at 250 E. Main Street. Jewell noted from external observation that there are issues with cracking and leaning of 250 E. Main Street and recommended the City get permission for a more extensive investigation – internal and external. That was done and a report filed in July 2024. The report could not guarantee that the structure could survive the construction activity that close to the building without extensive repairs or reinforcement. Concurrently, there were concerns that if the drainageway was improved, it would cause downstream flooding. There was a separate investigation by Delta 3 Engineering to determine what the “money is no object” solution to drainage along the entire corridor from Northside Drive north of the High School to the Rountree Branch near the Super 8 Motel. It was determined that a multi-year, multi-million-dollar project would be required. The worst-case scenario, if the East Main Street project were completed and downstream work was not completed, would be that in extreme events there may be some surcharging (bubbling up) of water at the drain in the SW corner of the Subway lot at Water & Pine. Once the water rose to the elevation of the curb, it would flow down Water Street until it found its way to the Rountree

Branch. Staff requested a Congressionally Directed Spending (CDS) project to install a stormwater pond near the High School to retain water there to reduce flooding downstream and reduce the possibility of flooding at Subway. This project was not selected by our Federal legislators. Since the February 2026 council meeting, a Local Small Structures Improvement Program (LSSIP) grant has become available, that could pay for 90% of the cost of replacing the Water/Pine Street culvert. If an application for this grant was successful, the resulting project could increase the size of the Water/Pine culvert and move the problem to the open area behind the new floral shop.

October 2025: There were discussions with WisDOT, then with FHWA regarding the process for acquisition of 250 E. Main Street. The building owner is a willing seller and has a commercial tenant and four residential tenants in the building. All leases expire in April/May 2026. The owner plans to not renew leases and the City proposed to purchase the building in June/July 2026, once the building is vacant. WisDOT suspected and FHWA confirmed that we could not do that without offering relocation payments to the tenants, even if the current tenants moved out prior to the City acquiring the property. The 2026 budget was near finalization and we had no estimate of costs.

November 2025 – January 2026: Staff and Jewell Associates began working with other subconsultants to determine the procedure and cost estimates for both professional services and relocation payments, if needed.

Late January 2026: Staff received word that the preliminary results of soil testing on East Main Street show an elevated level of lead. This means that soil excavated would need to be handled as hazardous waste. The DOT has said that cost for disposal of hazardous waste is a “City only” cost. We have received the final contamination analysis report, which shows that the contamination is localized near the former gas stations at Water Street. Estimates of \$200,000 for hazardous waste removal are based on the estimated amount of contamination and the costs charged in recent DOT projects. **Since the March 24 meeting, Staff have reduced the costs to the Utility and to the Street project to acknowledge that the costs will be split between the projects.** This cost would be borne during Water & Sewer work in late 2027/early 2028 and the construction phase of the project in 2028.

#### **February – March 2026:**

Jewell Associates performed a structural inspection of 230 E. Main Street to evaluate whether the structure could withstand the demolition of 250 E. Main Street and the associated construction activities on East Main Street. The report indicates that the brick veneer on the eastern exterior wall of 230 E. Main—visible above the roofline of 250 E. Main—may not extend beneath the roof line of 250 E. Main to the ground. If this condition is confirmed, the brick veneer on 230 E. Main would need to be extended to the ground following the demolition of 250 E. Main. If the veneer does extend from roof to ground, the east wall of 230 E. Main may still require preparation and/or support once exposed. Staff have proposed a contingency of \$200,000 to be added to the 2027 budget to account for either of these conditions.

The report recommends that the City require and review a demolition plan for 250 E. Main, and that a pre-demolition crack and damage survey of 230 E. Main be completed to allow for accurate measurement of any future changes.

### **Budget/Fiscal Impact with Options:**

Staff originally requested a 2026 budget of \$600,000 for real estate professional services, real estate purchase (acquisition), and demolition of 250 E. Main Street. Based on estimates from TerraVenture Advisors (a relocation specialist), the additional costs for relocation payments to tenants and relocation services could be \$554,000. Staff also estimates that the fair market value of 250 E. Main Street may have increased by \$50,000 since the last report. There are additional design service costs related to the change in scope that could increase the budget by almost \$75,000. **Based on new timelines, it is expected that the \$150,000 cost for demolition of 250 E. Main and \$200,000 contingency for potential mitigation of the east wall of 230 E. Main will be pushed into 2027. The new 2026 estimate for design and real estate services is \$1.129 million or an increase of \$529,000.**

**With the above changes, the total city portion of the project cost including design, construction, real estate services/acquisition, and adjacent property contingency is estimated at \$2,043,485. Additionally, the water/sewer costs are now estimated at \$775,000 due to the hazardous waste removal being added to this portion of the project.**

### **Budget amendment options for 2026**

**Option 1:** Increase 2026 borrowing by an additional **\$529,000** for the increased costs.

Pros: -Keeps the East Main Street project on track  
-Keeps other needed capital spending from being defunded

Cons: -Increases borrowing and the tax rate for repayment of debt  
-Reduces available G.O. borrowing capacity for future projects. (Outstanding G.O. Debt is currently \$27,988,753 which represents 56% of the statutory limit and 80% of the City's debt management policy limit.)  
-Additional borrowing of \$ 895,120 will be needed in 2027 & 2028

**Option 2:** Eliminate other 2026 CIP projects to maintain current borrowing.

To date, we have not committed to purchase of the Wheel (End) Loader (\$70,000) and its associated plow (\$55,000) for a net savings of \$125,000 – bringing the borrowing amount required from **\$529,000 to \$404,000**. We would have to eliminate Jefferson Street (\$383,500) and an additional **\$20,500** from Storm Sewers (\$100,000), and/or Trail Maintenance (\$7,000) to make up the difference.

Pro: -Keeps the Main Street project on track  
-Does not require additional borrowing with associated effects on tax rates or debt limit

Con: -Eliminates Jefferson Street from the 2026 City CIP  
-Eliminates or reduces funding for other projects  
-Additional borrowing will be needed in 2027 & 2028

**Option 3:** Reject Federal funding for the East Main Street project but keep the project with local funding only.

Turn down over \$1.5 million in Federal funds. Repay \$157,408 of Federal design costs. The City would be responsible for the project that could cost over \$3.6 million.

Pro: -Keeps other projects in the CIP if City does additional borrowing for lost Federal funds.  
-Saves approximately \$554,000 of relocation costs by not being required to follow FHWA rules.  
-Maintains the project on the CIP using local funds only for 2027 or 2028.

Con: -Increases local cost for the project by \$1,529,888 due to no Federal funding.  
-There is the potential that this could crowd out all other CIP projects when scheduled in 2027 or 2028.

**Option 4:** Stop the project. Defer the project indefinitely.

Turn down over \$1.5 million in Federal funds. Repay \$157,408 of Federal design costs. The City would be responsible for a future project that could cost over \$3.6 million .

Pro: -Keeps 250 E. Main Street on the tax roll  
-Keeps other projects in the CIP  
-Saves approximately \$554,000 of relocation costs by not being required to follow FHWA rules.

Con: -When project resumes, there will be increased local costs of \$1,529,888 (in 2026 dollars) due to no Federal funding.  
-Staff projects that in less than 10 years there will be sinkholes or failures of the storm sewer beneath the sidewalk in front of 250 E. Main Street. This would make repairs to the sidewalk and storm sewer an immediate, unbudgeted need. The structural integrity of the 250 E. Main building would also be in question.  
-The building owner is a willing seller. He has been cooperative with not renewing leases and allowing inspections of the building. If the City were to delay the purchase, there could be an expectation of compensation for loss of income.

**Recommendation:**

Staff recommends Option 1: Increase 2026 borrowing of up to **\$529,000** for increased costs, including possible relocation payments.

**Sample Affirmative Motion:**

*“Move to approve Option 1, increase 2026 borrowing of up to **\$529,000** for increased costs, including possible relocation payments.”*

**Attachments:**

- Spreadsheet of cost estimates total and by year
- Map
- Report – 230 E. Main St.

### E. Main St Costs






	2023 Initial Estimate			Update for 2026 Budget			2026 Estimate with Relocation & Contingencies Added			Budget Change
	Total	Federal	City	Total	Federal	City	Total	Federal	City	
Design & Construction	\$ 1,925,352	\$ 1,529,888	\$ 395,464	\$ 1,925,352	\$ 1,529,888	\$ 395,464	\$ 2,018,973	\$ 1,529,888	\$ 489,085	\$ 93,621
Lead Contamination	\$ -	\$ -	\$ -	\$ -	\$ -	\$ -	\$ 150,000	\$ -	\$ 150,000	\$ 150,000
Real Estate Acquisition & Services	\$ -	\$ -	\$ -	\$ 450,000	\$ -	\$ 450,000	\$ 1,054,400	\$ -	\$ 1,054,400	\$ 604,400
Demolition	\$ -	\$ -	\$ -	\$ 150,000	\$ -	\$ 150,000	\$ 150,000	\$ -	\$ 150,000	\$ -
230 E Main contingency	\$ -	\$ -	\$ -	\$ -	\$ -	\$ -	\$ 200,000	\$ -	\$ 200,000	\$ 200,000
<b>Total</b>	<b>\$ 1,925,352</b>	<b>\$ 1,529,888</b>	<b>\$ 395,464</b>	<b>\$ 2,525,352</b>	<b>\$ 1,529,888</b>	<b>\$ 995,464</b>	<b>\$ 3,573,373</b>	<b>\$ 1,529,888</b>	<b>\$ 2,043,485</b>	<b>\$ 1,048,021</b>
Percent of Project	100.0%	79.5%	20.5%	100.0%	60.6%	39.4%	100.0%	42.8%	57.2%	
Water						\$ 325,000		\$ 325,000		
Sewer						\$ 300,000		\$ 300,000		
Lead Contamination - WS portion						\$ -		\$ 150,000		
<b>Total</b>						<b>\$ 625,000</b>		<b>\$ 775,000</b>		

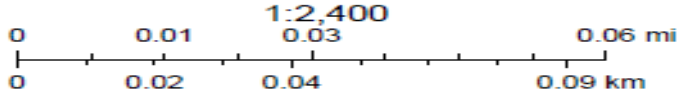


# E Main St



2/4/2026, 8:52:49 AM

	Platteville City Boundary
	250 E Main St
	Project Limits
	Existing Drainage Way
	New Culvert



March 17, 2026

Howard Crofoot, P.E.  
Director of Public Works  
City of Platteville  
75 N Benson Street  
Platteville, WI 53818

RE: 230 E Main Street, Platteville, WI  
Inspection Related to the Demolition of 250 E Main Street

Dear Mr. Crofoot,

Jewell Associates inspected the above reference property to perform an assessment of the likelihood of structural issues related to the future demolition of 250 E Main Street, Platteville, WI. The unfinished basement, finished main level, unfinished upper level and exterior were inspected. Only observations that are deemed related to the removal of 250 E Main Street are documented here.

Construction plans of the existing structures are not available, and our inspection was limited to those elements exposed to view, and did not utilize ultrasonic or destructive testing.

### **Observations**

Upper Level (observed from the inside):

- The interior dimensions of the upper-level measure approximately 97'-9" x 53'-6"
- The exterior walls are constructed of clay tile and clay brick. 8" clay tile (interior) – 1" air space – 4" clay brick (exterior). (See Photo 4 & 5)
- The walls are relatively plumb and have some minor areas of mortar loss.
- The roof is constructed of steel trusses spanning 53'-6" at 16 feet on-center with wood joists and wood plank decking spanning between trusses. The trusses bear on the clay tile wall. A determination was not able to be made whether there are additional steel supports under the steel trusses embedded in the clay tile wall. (See Photo 1 & 2)
- There is a crack in the northeast corner of the room in the clay tile that generally runs vertically, measuring up to 3/8" in width. This crack runs through the mortar beds and has not broken any clay tile. (See Photo 6 & 7)

Main Level (observed from the inside):

- The interior of the main level is finished with stud furring and drywall preventing the structure from being observed.
- It was not possible to assess the condition of the concrete structural systems at this level.

Basement Level (observed from the inside):

- The floor above consists of steel and wood framing (beams and columns) supporting wood floor joists.
- The foundation walls are constructed of poured concrete. (See Photo 8)
- The east foundation wall is mostly covered with furring and drywall. However, areas that are exposed are poured concrete. It was not possible to assess the condition of the concrete foundation wall.

Exterior (observed from the outside):

- There are areas of paint failure, mortar loss and typical brick deterioration on the exterior brick at both the South wall and the East wall. (See Photo 9, 10, 11)
- On the South exterior wall, there is a gap between the veneer brick on 230 E Main Street and 250 E Main Street. This gap starts above the entry awning of 250 E Main Street and extend up to the top of the roof. At the base of the gap, the width measure approximately 1" and widens as it goes up to approximately 2" to 3". These measurements are estimates based on visual observations. (See Photos 12, 13, 14)
- There is what appears to be a concrete beam supporting the awning area of 250 E Main Street that bears on the brick veneer of 230 E Main Street. There is a crack in the brick veneer that originates at the West end of the beam bearing and extends down to the face of the brick approximately 3 feet. (See Photo 14, 15)
- There is a different style of brick used at the entry to 250 E Main Street compared to the brick used on 230 E Main Street. (See Photo 18)
- On the North wall at the East corner, a concrete masonry unit (CMU) wall can be observed behind the corner trim that has been installed on 230 E Main Street. (See Photo 23) This CMU was constructed with the North addition to 250 E Main Street, and appears to show that there is a separate, independent structure used for 250 E Main Street.
- Portions of the East wall of 230 E Main Street located above the roof of 250 E Main Street exhibit mortar loss and typical brick deterioration. (See Photo 20) While it was not possible to verify during a visual inspection, there is a possibility that the brick veneer of 230 E Main Street above the roof line of 250 E Main Street is supported by the roof of 250 E Main Street. This brick may sit on the edge of the roof, or on top of the West wall of 250 E Main Street.

**Recommendations**

In our opinion, it appears that 230 E Main Street and 250 E Main Street are independent structures. Evidence leading to this conclusion includes:

1. The foundation walls of 230 E Main Street are constructed of poured concrete, and the foundation walls of 250 E Main Street are constructed of stacked and mortared stone.
2. There is significant leaning observed in 250 E Main Street as documented in our inspection report of that structure dated July 1, 2024. This leaning is observed in the widening gap on the South exterior façade of the buildings and in the interior wood

structure of 250 E Main Street as noted in the previous report. No evidence of leaning was observed in 230 E Main Street. This likely indicates that the two buildings are not attached to each other in any substantial way.

We recommend that a demolition plan for the removal of 250 E Main Street be developed and submitted by the demolition contractor to the City for review prior the start of demolition. The demolition plan should describe methods of demolition to be used to implement safeguards to prevent damage to the structure at 230 E Main Street. The demolition plan should require the demolition contractor to prepare a crack and damage survey of 230 E Main Street to document existing cracks and damage which can be used for comparison after demolition is complete.

There is a possibility that the brick veneer on 230 E Main Street located above the roof line of 250 E Main Street is supported by the structure to be removed. This may not be known until demolition starts. Contingencies should be accounted for to provide support for or removal of the brick after demolition.

This inspection was visual only and did not remove any interior or exterior finishes. As a result, there is always a possibility that hidden conditions exist that will not be known until demolition starts. Care should be taken during demolition of 250 E Main Street to avoid impacts to 230 E Main Street, and close coordination with the on-site engineer shall be use as unknown conditions are uncovered.

If you have any questions regarding my recommendations, feel free to contact me in my office at 608-459-6029.

Sincerely,



Michael Mertens, P.E.  
Jewell Associates Engineers, Inc.



Photo 1 – View of East wall (right side), Upper Level




Photo 2 – East wall, Upper Level showing clay tile wall and truss bearing



Photo 3 – East wall, Upper Level showing clay tile wall and truss bearing




Photo 4 – Upper Level, knock-out in North wall. Clay tile, air space, clay brick



Photo 5 – Upper Level, knock-out in North wall. Clay tile, air space, clay brick



Photo 6 – Upper Level, vertical crack in clay tile wall, Northeast corner



Photo 7 – Upper Level, vertical crack in clay tile wall, Northeast corner



Photo 8 – Basement Level, Overhead door in North wall, East wall is poured concrete



Photo 9 – Exterior, South wall, mortar missing in areas of exterior brick face




Photo 10 – Exterior, South wall, mortar missing in areas of exterior brick face



Photo 11 – Exterior, South wall, mortar missing in areas of exterior brick face




Photo 12 – Exterior, Joint between 230 & 250 E Main Street



Photo 13 – Exterior, Joint between 230 & 250 E Main Street




Photo 14 – Exterior, Possible canopy beam bearing on 230 E Main Street




Photo 15 – Exterior, Joint between 230 & 250 E Main Street




Photo 16 – Exterior, Joint between 230 & 250 E Main Street



Photo 17 – Exterior, Joint between 230 & 250 E Main Street



Photo 18 – Exterior, brick from 250 E Main Street, laid against East wall of 230 E Main Street



Photo 19 – Exterior, Northeast corner of 230 E Main Street

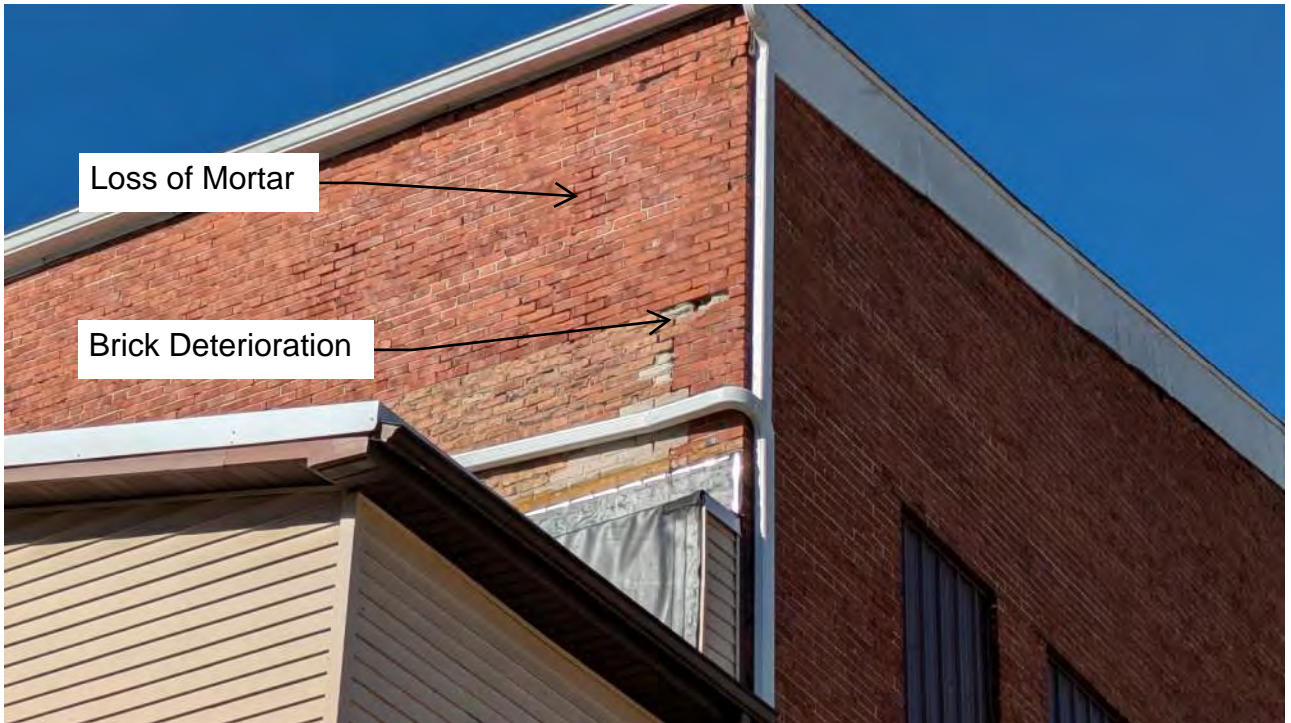


Photo 20 – Loss of mortar and brick deterioration on East wall of 230 E Main Street



Photo 21 – Joint between buildings on North wall



Photo 22 – Concrete wall deterioration at Northeast corner of 230 E Main Street



Photo 23 – Independent CMU wall observed behind corner trim at Northeast corner of 230 E Main Street

**THE CITY OF PLATTEVILLE, WISCONSIN  
COUNCIL SUMMARY SHEET**

<b>COUNCIL SECTION: ACTION</b>	<b>TITLE:</b> Award of Contract 13-26 Rountree Branch Streambank Restoration	<b>DATE</b> April 14, 2026
<b>ITEM NUMBER: VI.B.</b>		<b>VOTE REQUIRED:</b> Majority
<b>PREPARED BY: Howard B. Crofoot, P.E., Director of Public Works</b>		

**Description:**

The base bid for this project is to conduct streambank stabilization with rip rap and turf reinforcement matting in three locations along the Rountree Branch. The three locations include:

Site 1: Near Delta 3 Engineering: This location has eroded to nearly the trail surface. This has caused shifting in the trail and cracking in the trail surface. The project will slope and rip rap the streambank, plus replace the damaged trail surface with new concrete. Concrete was selected due to the small amount of trail to be replaced and the relative cost of getting the proper asphalt paving equipment to do the work.

Sites 2 and 3: Along the trail northeast of the first railroad bridge northeast of East Mineral Street. There are two oxbows in the stream that come very close to the trail. The intent is to slope and rip rap the streambank to protect the trail from possible erosion.

There is an Alternate Bid to repair an area near the Back Bar at Uno's. This area has eroded to an extent that there is a hole developing along the south side of the trail near the stream. If awarded, the project would rip rap and stabilize the bank and repair the trail.

The low bidder is R&T Voegeli. This firm has done sidewalk repair contracts in 2024 and 2025.

**Budget/Fiscal Impact:**

The 2025 Capital Improvement Program budgeted \$200,000 to complete this project. Of this amount, \$100,000.00 is allocated in the City Capital Improvement Plan budget and \$100,000.00 is allocated from a DNR grant. When you remove the Engineering allocation of \$30,000, it leaves approximately \$170,000 for construction.

The low bidder is R&T Voegeli with a base bid of \$38,005.00. The Alternate Bid for work at the Back Bar is \$11,255.00. The total with the Alternate Bid is \$49,260.00. This bid is under budget.

Staff and Delta 3 have come up with a list of Additional Locations (enclosed) in priority order. Delta 3 has come up with the scope of work and estimated quantities to do the work at these locations.

1. We need to get verbal concurrence from DNR regulators that this would be OK subject to approval of final plans to be submitted.
2. We need to get concurrence from the contractor and cost estimates based on the scope of work to do these items.
3. We need to identify which projects (in order) can fit within the approved grant budget.

4. Staff need to submit a request for an Amendment to the Grant to authorize the inclusion of the proposed change orders within the grant budget.

**Recommendation:**

Staff recommends awarding Contract 13-26 Rountree Branch Streambank Repair with Alternate A to R&T Voegeli for \$49,260.00 and authorize Staff to award as many additional locations in priority order that are approved for inclusion with the DNR grant.

**Sample Affirmative Motion:**

*“Move to award Contract 13-26 Rountree Branch Streambank Repair with Alternate A to R&T Voegeli for \$49,260.00 and authorize Staff to award as many additional locations in priority order that are approved for inclusion with the DNR grant.”*

**Attachments:**

- Recommendation Letter from Delta 3 Engineering
- Bid Tabulation
- Map of Sites
- Additional Locations
- Map of Additional Locations

March 20, 2026

Mr. Howard Crofoot, P.E.  
Director of Public Works  
City of Platteville  
75 N. Bonson Street  
Platteville, Wisconsin 53818

Re: Recommendation of Award  
Rountree Branch 2026 Streambank Repair, Contract #13-26  
City of Platteville

Dear Howard,

On Wednesday, March 18, 2026, bids were received for the Rountree Branch 2026 Streambank Repair project, Contract #13-26. A total of five bids were received, opened, and publicly read aloud for the project, which consisted of a base bid and an alternate bid. The “as-read” and confirmed low bidder was R&T Voegeli Excavating, LLC with a base bid amount of \$38,005.00 and an alternate bid amount of \$11,255.00 for a total of \$49,260.00.

The bid tabulation with all of the bids received has been attached for your review.

The base work, Contract #13-26, includes streambank repairs in three locations. Site #1 is located adjacent to Delta 3 Engineering and Sites #2 & #3 are located upstream of the former railroad bridge located behind the former Rural Excavating/J&N Stone office building on Milwaukee Street. All three locations have streambank failures that need to be corrected.

The alternate work, Alternate #13-26A, is located adjacent to the Back Bar/Uno’s property and also has a streambank failure that is causing sinkholes.

The original construction estimate from the grant application was \$170,000, so this project, with the alternate work, is \$120,000 under budget. R&T Voegeli is also \$33,455 under the next lowest bidder. I discussed this with Ryan Voegeli, owner of R&T Voegeli, and he said he felt comfortable with his bid.

R&T Voegeli has completed two previous projects in the City of Platteville, the 2024 Sidewalk Replacement project and the 2025 Sidewalk Replacement project. Both projects were completed well and in a timely manner. R&T Voegeli has completed projects of this nature for Delta 3 Engineering in other communities, so we feel that they have ample experience to complete this project.

R&T Voegeli is currently planning on completing this project in late summer or early fall. They have to haul materials to the various locations using the existing trail, so they want to make sure the ground is dry to minimize the risk of damaging the trail. Ryan Voegeli estimated that it would only take a couple of weeks to complete the work, so there will be no issues with completing the work by the end of the year.

Therefore, we recommend awarding Contract #13-26 with Alternate #13-26A in the amount of \$49,260.00 to R&T Voegeli, LLC.

If you have any questions regarding this project, please feel free to contact me, at your convenience.

Sincerely,

DELTA 3 ENGINEERING, INC.

A handwritten signature in black ink, appearing to read 'D. Dreessens', with a stylized flourish at the end.

Daniel J. Dreessens, P.E.  
Vice-President/Civil Engineer

DD:dd  
Enclosure





▶ Platteville, Wisconsin  
 ▶ Dubuque, Iowa

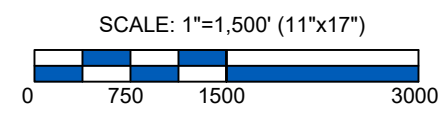
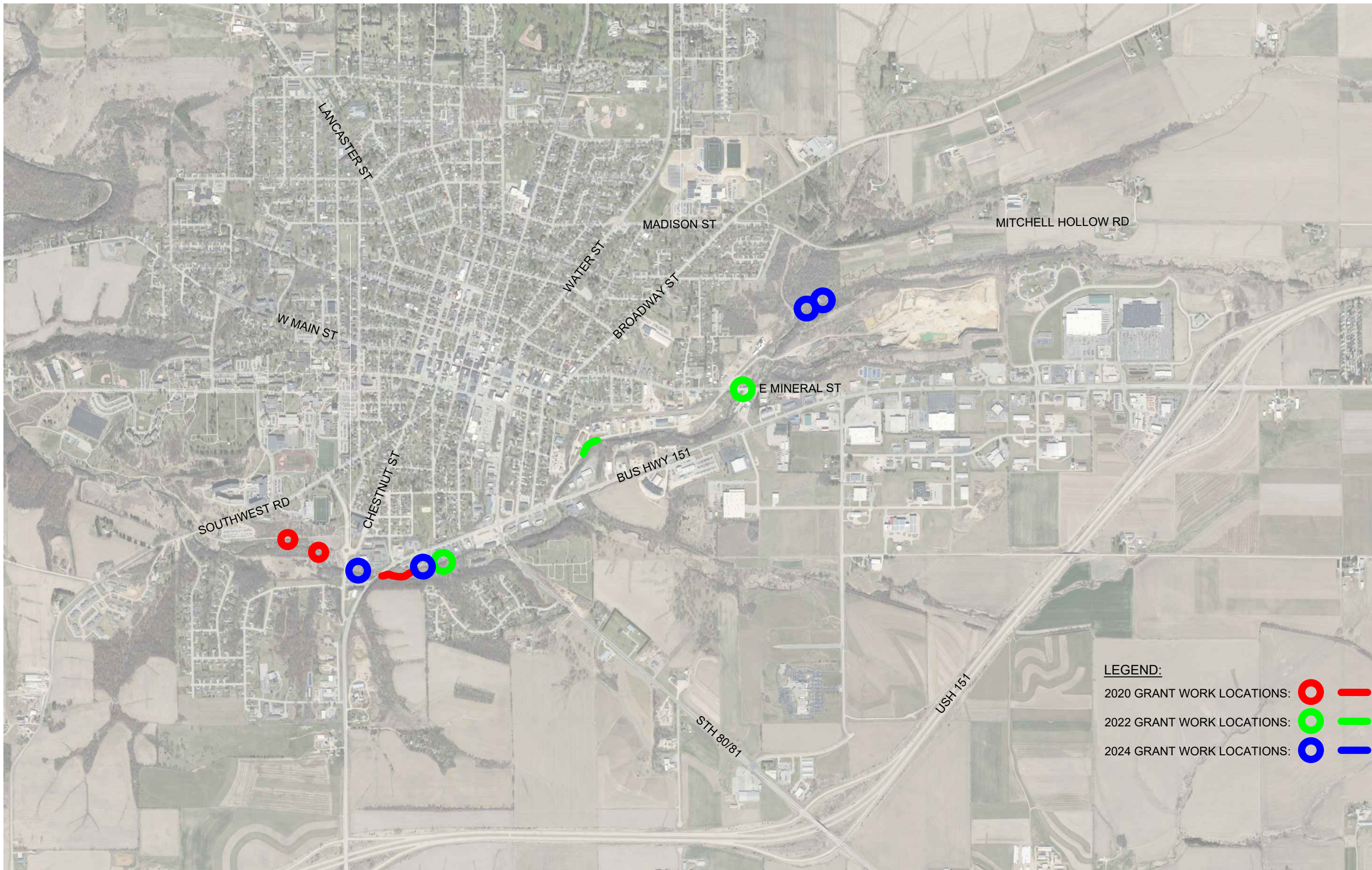
P 608.348.5355  
 P 563.542.9005

E mail@delta3eng.biz  
 W www.delta3eng.biz

**Bid Tabulation**

Project: **Rountree Branch 2026 Streambank Repair**  
 Owner: City of Platteville  
 Grant County, Wisconsin  
 Bid Opening: Wednesday, March 18, 2026  
 4:00 p.m., C.S.T.  
 Location: Office of the City of Platteville, 75 N. Boston Street, Platteville, WI 53818

Bidder:	Contract #13-26: Sites 1, 2, & 3	Alternate #13-26A: Site: 4	Total:
1 Temperley Excavating, Inc. East Dubuque, IL (Bid Bond) (Cert. Check)	\$ 114,340.00	\$ 27,270.00	\$ 141,610.00
2 R&T Voegeli Excavating, LLC Monroe, WI (Bid Bond) (Cert. Check)	\$ 38,005.00	\$ 11,255.00	\$ <b>49,260.00</b>
3 Rule Construction, Ltd Dodgeville, WI (Bid Bond) (Cert. Check)	\$ 71,860.00	\$ 21,660.00	\$ 93,520.00
4 Wamsley Excavating & Quarry Products Cassville, WI (Bid Bond) (Cert. Check)	\$ 67,875.00	\$ 14,840.00	\$ 82,715.00
5 Ludovissy Enterprises Guttenburg, IA (Bid Bond) (Cert. Check)	\$ 128,000.00	\$ 44,200.00	\$ 172,200.00
6 (Bid Bond) (Cert. Check)			
7 (Bid Bond) (Cert. Check)			
8 (Bid Bond) (Cert. Check)			



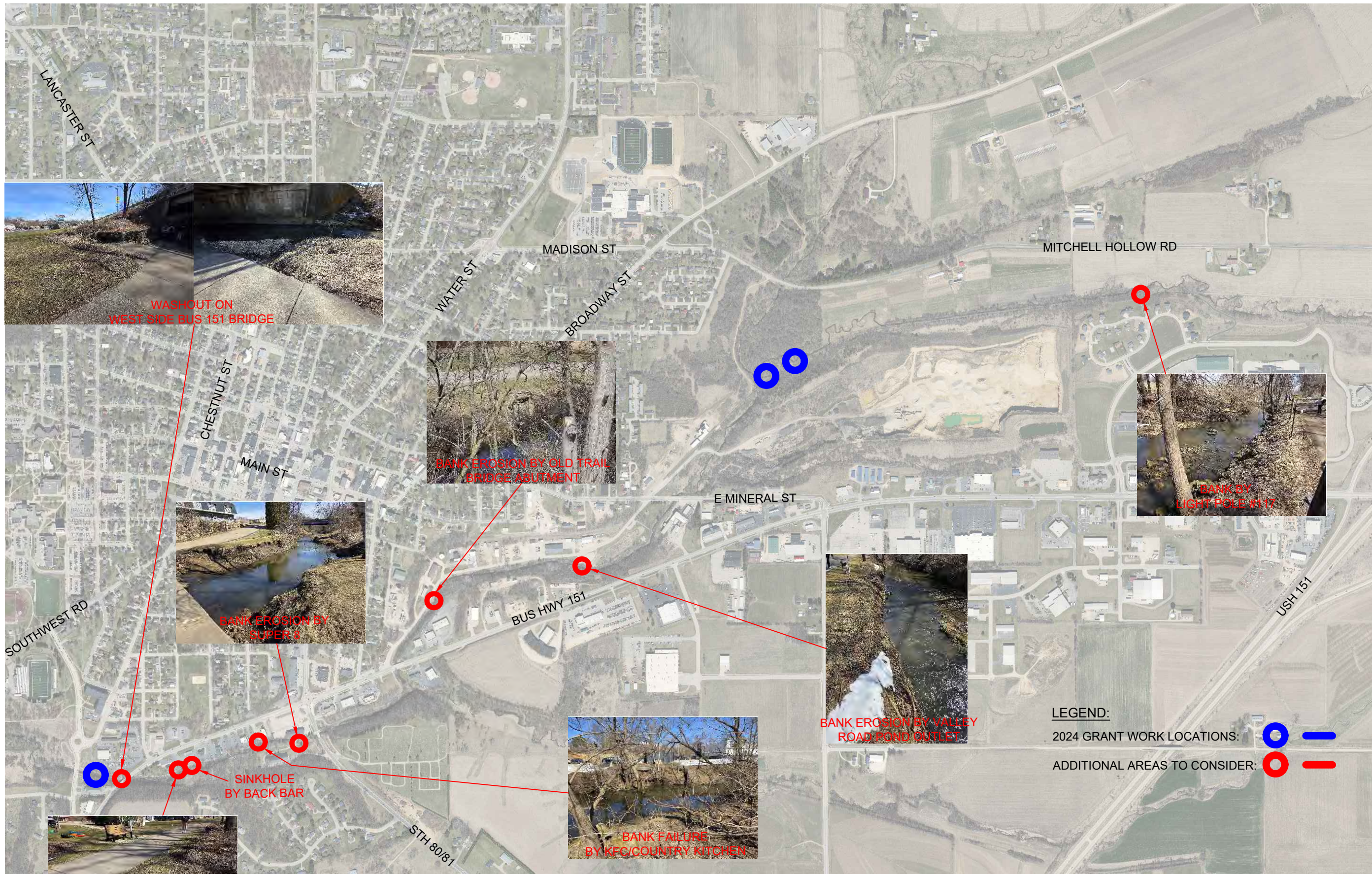
### ROUNTREE BRANCH GRANT FUNDED STREAMBANK REPAIR PROJECTS

## **Contract 13-26**

### **Rountree Branch Streambank**

#### **Additional Locations (in Priority order)**

- 1. Back Bar (Pole 5) – Alternate A:**
- 2. Chamber of Commerce:** 1 location with washout starting
- 3. Delta 3 (West Bridge Abutment – Business 151):** washout where drainage goes across trail into the stream
- 4. Uno's (Pole 7):** 2 starting. small locations with washouts
- 5. Old trail bridge abutment along Valley Road (not on trail):** Prior to current trail there was a bridge that crossed the stream along Valley Road downstream of the current bridge. The west bank is washing out and compromising the old abutment.
- 6. Valley Road Pond outfall:** Low concrete area along trail. The matting needs repairs where the water meets the stream.
- 7. KFC Bank (not on trail):** old sidewalk along streambank. Streambank washout and the sidewalk is undermined.
- 8. Pole 117:** There is a section of trail between Pole 117 and the stream. The stream parallels the trail and is close to the trail in places. Not a critical location, but one on the “watch list”.



WASHOUT ON WEST SIDE BUS 151 BRIDGE

BANK EROSION BY OLD TRAIL BRIDGE ABUTMENT

BANK BY LIGHT POLE #111

BANK EROSION BY SUPER 8



BANK EROSION BY VALLEY ROAD POND OUTLET



SINKHOLE BY BACK BAR

BANK FAILURE BY KFC/COUNTRY KITCHEN

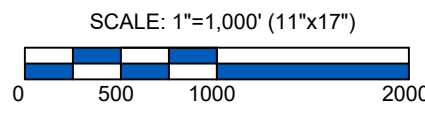
WASHOUT BY CHAMBER

**LEGEND:**

2024 GRANT WORK LOCATIONS:  

ADDITIONAL AREAS TO CONSIDER:  

### ROUNTREE BRANCH ADDITIONAL STREAMBANK REPAIR PROJECTS



DATE: MARCH 23, 2026  
D3 JOB NO.: D26-091



PROFESSIONAL CIVIL, MUNICIPAL, & STRUCTURAL ENGINEERING  
SURVEYING • GRANT WRITING • PLANNING • CADD SERVICES  
875 SOUTH CHESTNUT STREET PHONE: (608) 348-5355  
PLATTEVILLE, WISCONSIN 53818

**THE CITY OF PLATTEVILLE, WISCONSIN  
COUNCIL SUMMARY SHEET**

<b>COUNCIL SECTION: INFORMATION &amp; DISCUSSION ITEM NUMBER: VII.A.</b>	<b>TITLE:</b> Award of Contract 7-26, Street Maintenance (Thin Overlay)	<b>DATE</b> April 14, 2026  <b>VOTE REQUIRED:</b> Majority
<b>PREPARED BY:</b> Howard B. Crofoot, P.E., Director of Public Works		

**Description:**

This is the annual project to do overlays of selected streets using the estimated \$110,000 in Wheel Tax funding. In recent years we have only done thin overlays. This is a 0.75-inch overlay over an existing pavement to enhance the ride and delay deterioration for 7 – 10 years. We will continue to do that for selected streets.

On Tuesday March 31, 2026, staff opened one bid for Contract 7-26, Street Maintenance. The sole bid is from Iverson Construction. Enclosed is a spreadsheet and map with the proposed streets. There is a Base Bid that staff believed to be within the budget of \$110,000. There is an Additional Street listed in case bid prices allowed.

**Budget/Fiscal Impact:**

The 2026 Capital Improvement Program budgeted \$110,000 for this project. The proposed streets in the Base Bid would cost \$103,263.05. If we select the additional street, the total would be \$121,324.50.

**Recommendation:**

Staff recommends awarding Contract 7-26, Street Maintenance Base Bid only to Iverson Construction for the proposed streets for thin overlay in the amount of \$103,263.05.

**Sample Affirmative Motion:**

*“Move to award Contract 7-26, Street Maintenance Base Bid only to Iverson Construction for the proposed streets for thin overlay in the amount of **\$103,263.05**”.*

**Attachments:**

- Bid Tab
- Spreadsheet
- Map of Proposed Streets

**CITY OF PLATTEVILLE**  
**Department of Public Works**  
**Bid Tab**

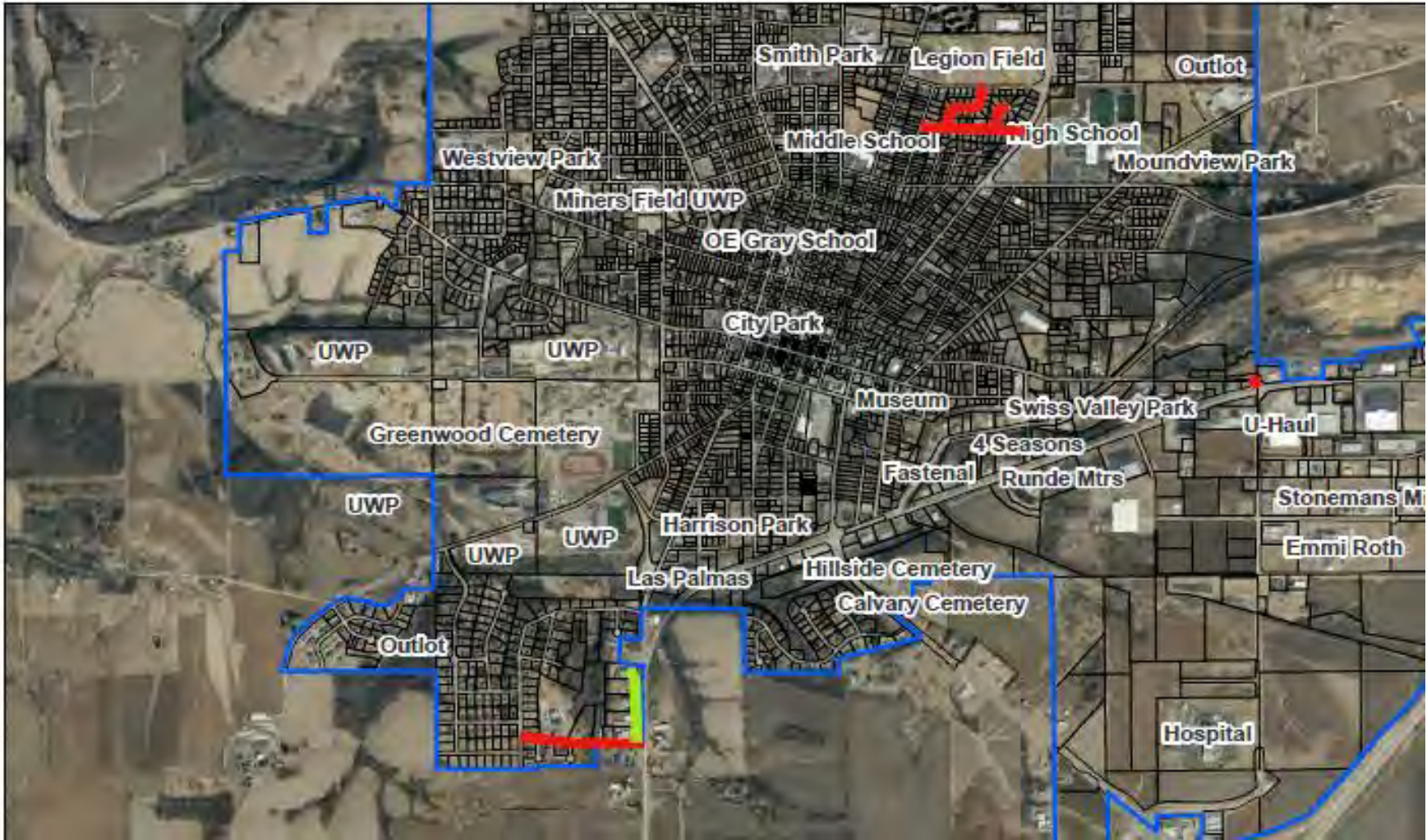
**Contract: 7-26 Street Maintenance – Various Streets**  
**Bid Opening: Tuesday, March 31, 2026 - 10:00 a.m.**




<b>Company:</b>	<b>Iverson Construction</b> <b>PO Box 160</b> <b>Kieler WI 53812</b> <b>608.568.3433</b>
Various Street ¾" Thin Overlay: Polymer Modified Asphalt \$ per Ton <b>Base Bid</b>	<b>805.17 Ton x \$128.25/ton = \$103,263.05</b>
Various Street ¾" Thin Overlay: \$ per Ton <b>Additional Bid</b>	<b>140.83 Ton x \$128.25/ton = \$18,061.45</b>
Total Price Quote:	<b>\$121,324.50</b>


Proposed Thin Overlay Street List - 2026

Street	From	To	Width (ft)	Length (ft)	Area (SY)	Cost	Estimated Tons	Billed Tons	Cumulative Tons
Kase Street	Water St	Siemers St	32	1374	4885.33		229.00		229.00
Moundview Drive	Kase St	Pitt St	32	845	3004.44		140.83		369.83
Moundview Court	Kase St	cul-de-sac	32	528	1877.33		88.00		457.83
E. Mineral St	Bus 151	curve	32	500	1777.78		83.33		541.17
Pioneer Road East	County D	Reddy Drive	32	1584	5632.00		264.00		805.17
Big Jack Road	Pioneer Road East cul-de-sac		32	845	3004.44		140.83		946.00
				Total	20181.33		946.00	0.00	

# Contract 7-26 Thin Overlay Map



	Platteville City Boundary
	Base Bid
	Additional Bid



**THE CITY OF PLATTEVILLE, WISCONSIN  
COUNCIL SUMMARY SHEET**

<b>COUNCIL SECTION: INFORMATION &amp; DISCUSSION ITEM NUMBER: VII.B.</b>	<b>TITLE: 2025 Budget Carryovers to 2026, Budget Amendment #1</b>	<b>DATE April 14, 2026</b>
		<b>VOTE REQUIRED: Two-Thirds</b>
<b>PREPARED BY: Nicola Maurer, Administration Director</b>		

**Description:**

Departments have requested the following 2025 unspent funds to be carried over to 2026:

CIP Fund Amount                      \$503,019

General Fund Amount                \$27,486

The requests are detailed in the attached schedules.

**Budget/Fiscal Impact:**

Unspent 2025 funds will be assigned for specified purposes in 2026 as explained in the accompanying schedules.

**Recommendation:**

Staff recommend the City Council approves the requested carryovers.

**Sample Affirmative Motion:**

*"I make a motion to approve the carryover of \$503,019 in the CIP Fund and \$27,486 in the General Fund per the attached schedules."*

**Attachments:**

- Worksheet detailing the carryover requests for the Capital Projects Fund and General Fund.

**2025 to 2026 CIP Fund Carryover Requests**

	DEPT	PROJECT NAME	2025 & PRIOR PROJECT TOTAL	FUNDING SOURCE		2025 & PRIOR EXPENDED	CARRYOVER REQUEST	PURPOSE/SOURCE
			TAX LEVY/RESERVES	OTHER REVENUES				
110-60001-998-000	Admin	CIP Contingency	\$50,000	\$50,000		\$0	\$50,000	To build a contingency for unplanned significant mechanical and/or structural repair
110-60001-521-002	Police	Portable Radios	\$10,000	\$10,000		\$0	\$10,000	Invoiced in 2026
110-60001-521-005		Radio System Upgrade	\$175,000	\$20,000	\$155,000	\$135,355	\$39,645	RACOM final invoicing in 2026
110-60001-521-006		Radio Repeater	\$42,000	\$42,000		\$36,879	\$5,121	RACOM final invoicing in 2026
110-60001-518-004	Public Works	City Hall Tuckpointing	\$20,000	\$20,000		\$0	\$20,000	Contractor could not schedule in 2025. Will be completed in 2026.
110-60001-518-007		City Hall Bathroom Repairs	\$30,000	\$30,000		\$0	\$30,000	Project did not take place in 2024 & 2025. Request to carryover funds to complete in 2026.
110-60001-518-008		City Hall Windows	\$20,000	\$20,000		\$0	\$20,000	To build funding for City Hall window replacement.
110-60001-518-009		City Hall Furnace Replacement	\$18,000	\$18,000		\$0	\$18,000	Project did not take place in 2025. Request to carryover funds to complete in 2026.
110-60001-549-001		Cemetery Mgmt Software	\$35,000	\$12,000	\$23,000	\$0	\$35,000	Delayed to 2026 due to hail storm damage claim and transitions.
110-60001-533-005		2024 2.5 Ton Dump Truck	\$260,000		\$266,000	\$123,747	\$142,253	2024 Budget. Truck chassis completed and paid in 2025. Truck box/plow body paid and delivery in 2026.
110-60001-533-005		2025 2.5 Ton Dump Truck Chassis	\$140,000		\$125,000	\$0	\$125,000	2025 Budget. Truck chassis ordered in 2025. Delivery/invoice expected Nov/Dec 2026.
110-60001-552-010	Parks	Playground equipment	\$12,500	\$12,500		\$503	\$8,000	Replace 4 basketball hoops in 2026

**Total Capital Projects Fund carryover requested \$503,019**

**2025 to 2026 General Fund Carryover Requests**

	DEPT	DESCRIPTION	CARRYOVER REQUEST	PURPOSE/SOURCE
100-52100-210-000	Police	Unspent funds: Police Professional Services	\$4,000	Local match for Dispatch Study grant
100-53301-199-000	Public Works	Unspent funds: Street Maintenance Equipment Repairs	\$10,862	For plow blades ordered in 2025, delivery in 2026
100-53301-500-000		Unspent funds: Street Maintenance Outlay	\$8,969	For brine tank/pump ordered in 2025, delivery in 2026
100-53301-500-000		Unspent funds: Street Maintenance Outlay	\$3,031	For mechanic workshop scan tool
100-53301-200-000		Unspent funds: Street Maintenance Material & Supplies	\$624	

**Total General Fund carryover requested \$27,486**

**THE CITY OF PLATTEVILLE, WISCONSIN  
COUNCIL SUMMARY SHEET**

<b>COUNCIL SECTION: INFORMATION &amp; DISCUSSION ITEM NUMBER: VII.C.</b>	<b>TITLE: Boards, Commissions, and Committees – Term Limits and Virtual Attendance</b>	<b>DATE: April 14, 2026</b>  <b>VOTE REQUIRED: None</b>
<b>PREPARED BY: Robert Lowe, Parks &amp; Recreation Director</b>		

**Description:**

This staff note presents two specific recommendations for Council consideration related to the governance structure of the City of Platteville’s Boards, Commissions, and Committees (BCCs). The first recommendation proposes an ordinance amendment to expressly authorize virtual attendance by BCC members at meetings. The second recommendation proposes amending Platteville Code §3.44 to allow Parks, Forestry, and Recreation Committee (PFRC) members to serve two consecutive three-year terms before a mandatory one-year absence is required. An updated summary of all BCC terms and composition is attached as Attachment A.

**Background:**

At the February 2026 meeting of the Parks, Forestry, and Recreation Committee, members requested that the Council consider adjustments to the tenure of committee appointments. In responding to that request, Director Lowe undertook a broader review of all City Boards, Commissions, and Committees. That review, including the consolidated BCC reference document, was presented to Council at the March 24, 2026 meeting as an Information and Discussion item.

As part of that research, Director Lowe also examined the question of virtual attendance. Staff received feedback from Director Crofoot, Director Carroll, and Director Lee-Jones regarding their respective committees. The research confirmed two areas where ordinance action is warranted, and this staff note formalizes those recommendations.

By way of context for the attached BCC summary:

- Bodies marked \*A are subject to a one-term limit, after which a one-year absence is required before reappointment.
- Bodies marked \*B are allowed to serve two consecutive terms before the one-year absence requirement applies.
- Bodies with no notation have no explicit consecutive term limitation in the current code.

Several BCCs continue to struggle with recruitment and maintaining sufficient membership to achieve a quorum, which hinders the City’s ability to conduct official business. While this staff note does not resolve the broader recruitment challenge, the two recommendations below are designed to reduce unnecessary barriers to continued service and improve operation flexibility.

**Recommendation 1 – Ordinance Amendment: Virtual Attendance by BCC Members**

Current Code Language:

Currently, the Platteville Municipal Code addresses virtual attendance only in the context of the Common Council and Plan Commission §2.04(R1). That provision allows Alderpersons and Plan Commission members to attend via teleconference or video conference twice per year when they are unable to attend in person. The municipal code does not contain a parallel authorization for members of other BCCs.

Separately, Platteville Code §3.44(C.3), governing the Parks, Forestry, and Recreation Committee, does include language allowing a member to be counted for quorum purposes when attending remotely, “so long as the said member can hear and be heard by committee members and other persons attending the meeting”. However, this language is specific to the PFRC and does not extend to other BCCs.

Rationale:

Wisconsin Open Meetings Law (Wis. Stat. Ch. 19) generally requires that governmental bodies meet in a location open and accessible to the public. However, state law does not prohibit local governments from establishing procedures for virtual or hybrid participation, provided appropriate notice and public access requirements are met. Many Wisconsin municipalities have enacted local ordinance provisions expressly permitting remote attendance to support member participation while ensuring compliance with open meetings requirements.

An ordinance amendment expressly authorizing virtual attendance for all BCC members would:

- Provide a clear, uniform policy across all City BCCs rather than the current patchwork of individual committee provisions;
- Help address quorum challenges by allowing members to participate when travel, weather, or other circumstances prevent in-person attendance;
- Ensure compliance with Wisconsin Open Meetings Law by establishing clear procedures for virtual participation, including requirements that remote members be audible and visible to those present; and
- Align BCC practice with the existing Common Council and Plan Commission provision, which already allows two virtual appearances per year.

Proposed Approach:

Staff recommend the Council direct Staff to work with the City Attorney to draft an ordinance amendment to Chapter 3 of the Platteville Municipal Code establishing a general virtual attendance provision applicable to all BCCs. At a minimum, the ordinance should address:

- The maximum number of virtual appearances per member per year (staff suggests two, consistent with the Common Council/Plan Commission provision);
- Technical requirements to ensure remote members can fully participate (audio and video capability);
- A requirement that virtual attendance be disclosed in the meeting notice consistent with Wisconsin Open Meetings Law; and
- Clarification that a quorum may include remotely attending members who meet the technical participation requirements.

Staff notes that the PFRC’s existing quorum/remote attendance language in code §3.44(c.3) could serve as a model, with appropriate expansion and standardization for all BCCs. Code §3.44(c.3) reads in part as follows: *“shall constitute a quorum for the purpose of holding meetings and conducting business. A member may be counted for quorum purposes if attending remotely so long as the said member can hear and be heard by the committee members and other persons attending the meeting”*.

**Recommendation 2 – Ordinance Amendment: Parks, Forestry, and Recreation Committee Consecutive Term Limit**

Current Code Language:

Platteville Municipal §3.44(b)(2) currently provides that upon completion of a member’s term, that member “shall not be eligible for reappointment until at least a period of one year shall have intervened between said

terms.” As a result, each of the six resident members of the PFRC may serve only one consecutive three-year term before a mandatory one-year absence is required.

The current code does not include limited exceptions: the one-year absence requirement does not apply to persons who fill an unexpired term of a previous member, whose initial term was less than three years, or who are appointed as an Alderperson representative.

Rationale:

The PFRC itself initiated this request. The committee’s concern is primarily institutional: the learning curve associated with bringing new members up to speed on ongoing projects, park planning, forestry programs, and grant initiatives means that a single three-year term can feel insufficient to realize the full benefit of a member’s experience and knowledge.

Staff agree there is merit in allowing experienced, engaged members to serve a second consecutive term before the mandatory absence applies. This change would:

- Retain institutional knowledge and continuity of effort on multi-year projects and grant cycles;
- Reduce the onboarding burden associated with replacing experienced members;
- Align the PFRC with other City BCCs already permitting two consecutive terms (e.g. Airport Commission, Historic Preservation Commission, Commission on Aging); and
- Continue to ensure eventual turnover and fresh perspectives through the mandatory one-year absence after two consecutive terms.

Proposed Approach:

Staff recommend the Council make an amendment to Platteville Code §3.44(b)(2) to change the PFRC from a one consecutive term appointment to a two consecutive term appointment, with the one-year mandatory absence applying after two consecutive three-year terms. The existing exceptions (unexpired terms, initial terms of less than three years, Alderperson appointments) would remain in effect.

**Budget/Fiscal Impact:**

There is no direct fiscal impact associated with either of these recommendations. The ordinance amendments will require City Attorney time to draft; no additional appropriation is anticipated.

**Recommendation:**

Staff recommend the Council approve the following direction:

- A. Direct Staff/City Attorney to draft an ordinance amendment to Chapter 3 of the Platteville Municipal Code to establish a uniform virtual attendance policy for all Boards, Commissions, and Committees, consistent with State and Federal Statute.
- B. Vote to amend ordinance Platteville Code §3.44(b)(2) to permit Parks, Forestry, and Recreation Committee resident members to serve two consecutive three-year terms before the mandatory one-year absence applies.

**Sample Affirmative Motion:**

- A. *“I move to direct City Staff, with assistance of the City Attorney, to prepare a draft ordinance amendment to Chapter 3 of the Platteville Municipal Code establishing a uniform virtual attendance policy for City Boards, Commissions, and Committees consistent with State and Federal Statute.*
- B. *“I move to amend Platteville Code §3.44(b)(2) to allow Parks, Forestry, and Recreation Committee resident members to serve two consecutive three-year terms prior to the required one-year absence and shall read as follows:*

*2. The members shall be appointed by the President of the Common Council on the second Tuesday in May, subject to confirmation by the Common Council, for a term commencing on June 1. Vacancies for an unexpired term shall be filled in the same manner. A member of the Committee, upon completion of the member's **second** term shall not be eligible for reappointment until at least a period of one year shall have intervened between said terms as a Committee member, but this provision shall not apply to persons who fill an unexpired term of a previous member or whose initial term was less than three years, or to the appointment of an alderperson.*

**Attachments:**

- Summary of Board, Commission, and Committee Terms, Composition, and Authorizing Action

# ATTACHMENT A

## City of Platteville: Boards, Commissions, and Committees Summary of Term Lengths, Composition, and Authorizing Action

Source: City of Platteville Municipal Code and Official Board Records

Body Name	Term	Composition & Key Details	Ordinance/Statute Citation	Notes
Common Council	3 Yrs	7 elected Alderpersons	Platteville Code § 2.01	
Airport Commission	3 Yrs *B	6 members; manages Municipal Airport	Code § 3.15 / Wis. Stat. § 114.14(2)(a)	
Board of Review	5 Yrs *A	5 citizens; property assessment corrections	Code § 3.13 / Wis. Stat. § 70.46	
Water & Sewer Commission	5 Yrs *A	7 members; 4 residents, 3 Alderpersons	Code § 3.14 / Wis. Stat. § 66.068	
Plan Commission	3 Yrs *A	9 members; Council President, 1 Alderperson, 7 residents	Code § 3.12 / Wis. Stat. § 62.23	
Library Board	3 Yrs *A	7 members incl. school district designee and 1 Alderperson	Code § 3.101 / Wis. Stat. § 43.54	
Police & Fire Commission	5 Yrs *A	5 citizens; oversight of public safety departments	Wis. Stat. § 62.13	
Redevelopment Authority	5 Yrs *A	7 members; 6 residents, 1 Alderperson	Code § 3.45 / Wis. Stat. § 66.1333	
Housing Authority Board	5 Yrs	5 members; monitors federal rent supplements	Wis. Stat. § 66.1201	
Board of Appeals (Zoning)	3 Yrs *A	5 regular members and 3 alternates	Code § 22.14, 23.14 / Wis. Stat. § 62.23(7)(e)	
Historic Preservation	3 Yrs *B	5 members and 2 alternates	Code § 27.03	
Museum Board	4 Yrs *A	7 members; oversees local museums	Code § 3.22 / Wis. Stat. § 229.11-229.18	
Parks, Forestry & Rec. (PFRC)	3 Yrs *A	7 members: 6 residents, 1 Council member	Code § 3.44 / Wis. Stat. § 27.08-27.10	Proposed: change to *B
Public Transportation	3 Yrs	10 members: 5 UW-P, 1 Alderperson, 1 School Dist., 1 Southwest Health, 2 Council President appointees	Code § 3.48	
Commission on Aging	3 Yrs *B	9 members; 8 residents, 1 Alderperson	Resolution 76, 02-01, 03, 04-02	
Tourism Committee	1 Yr	1 Council member, 1 hotel/motel rep, 3 residents	Code § 3.43 / Wis. Stat. § 66.0615(1)(fm)	
Community Safe Routes	3 Yrs	7 members; 1 Council, 1 School Dist., 1 PCA, 4 residents	Code § 3.46	

### Key to Term Designations:

- \*A – One consecutive term permitted; one-year mandatory absence required before reappointment.
- \*B – Two consecutive terms permitted; one-year mandatory absence required after two terms.
- No notation – No explicit consecutive-term limitation in current code.

### Important Procedural Notes:

- Term Starts: Most appointments commence on May 1 per Platteville Code, with PFRC terms commencing June 1.

- Chairpersons: The term for the Chairperson of various boards is generally one year unless otherwise specified.
- Staggered Terms: Most terms are staggered to ensure that only a portion of each board is up for reappointment each year, maintaining institutional knowledge.
- Residency Requirements: Unless otherwise specified by state law or local ordinance, members must be residents of the City of Platteville.
- Vacancies: If a member resigns or is removed, a successor is appointed to serve only the remainder of the unexpired term.
- Annual Appointments: The majority of annual appointments are confirmed by the Common Council in April or May following spring elections.
- Proposed Change (highlighted above): The PFRC is proposed to move from \*A to \*B status, allowing two consecutive terms before the mandatory one-year absence applies.

**THE CITY OF PLATTEVILLE, WISCONSIN  
COUNCIL SUMMARY SHEET**

<b>COUNCIL SECTION: INFORMATION &amp; DISCUSSION ITEM NUMBER: VII.D.</b>	<b>TITLE: Comprehensive Plan Update</b>	<b>DATE: April 14, 2026</b>  <b>VOTE REQUIRED: Majority</b>
<b>PREPARED BY: Joe Carroll, Community Development Director</b>		

**Description:**

The City is working with the Southwestern Wisconsin Regional Planning Commission on an update to the comprehensive plan. The plan is being updated to achieve compliance with the requirements of Wisconsin Statutes Sec 66.1001. A particular focus of the plan is to provide guidance related to future land uses and development, which is then achieved through the administration of the zoning and subdivision ordinances.

This will be the fifth comprehensive plan the City has developed. The first City comprehensive plan was approved in 1982 and was written by Owen Ayres & Associates. The next one was adopted in 1995 and prepared by the Discovery Group. The State passed a law as part of the 1999-2001 budget that required all municipalities to have a comprehensive plan that met certain content requirements, which is outlined in Wisconsin Statutes Sec 66.1001. At that time, the State also provided grants to assist with the cost of creating plans to meet these requirements. The City and Town joined together to develop a plan that was adopted in 2003 and prepared by Schreiber/Anderson Associates. This plan was updated in 2013 by the Southwestern Wisconsin Regional Planning Commission. The Town had representatives involved with that update but did not provide any funding. No comprehensive plan updates have been completed since 2013, but a housing study was completed in 2019. The Town has declined to participate in the current update.

The Plan Commission held a public hearing on March 2<sup>nd</sup>. The original schedule was to have the Plan Commission vote on the plan at this meeting and send it forward to the Council. However, a new State law has been approved (Assembly Bill 453, now Wisconsin Act 173) that requires additional information be included in Comprehensive Plans. The law doesn't take effect until January 1, 2028, but it makes more sense to amend the draft plan now rather than approve the plan and then make an amendment within the next 2 years.

The Plan Commission reviewed the additional information at their April 6<sup>th</sup> meeting but would like to see all the information incorporated into a draft plan document prior to voting on the plan. To reduce the amount of time this process is being delayed, the tentative plan is to have the draft plan come to the Council for information and discussion at the April 28<sup>th</sup> meeting, then go back to the Plan Commission for review and recommendation at the May 4<sup>th</sup> meeting, and then to the Council for a vote at the May 12<sup>th</sup> meeting.

**Budget/Fiscal Impact:**

The cost of updating the plan has already been included in the budget.

**Recommendation:**

The Plan Commission will be reviewing the document and will be making a recommendation at the May 4<sup>th</sup> meeting. Staff will be making a recommendation after the May 4<sup>th</sup> Plan Commission meeting.

**Sample Affirmative Motion:**

*None at this time.*