

## **AGENDA**

1. Call to Order
2. Appoint Committee Chair
3. Approval of Minutes: August 12 and September 30, 2021
4. Public Comments
5. Route Discussion
  - a. Review of Data: 2020 stats and 2021 year-to-date stats
  - b. Budget / Hours of Service / Fares
  - c. Revision of routes
    - i. destinations for seniors
    - ii. unserved areas of town
6. Commission on Aging concerns
  - a. After hours options
7. Meeting Schedule for PPT:
  - a. Next meeting will be Thursday, October 28 at 2:00 PM
  - b. Potential meeting dates: November 18, December 2, December 16(?)
8. Adjourn

Join Zoom Meeting

<https://us02web.zoom.us/j/81738996662?pwd=OWN1RnRZRE1CZjRFbIc0ZjdhaHFnUT09>

Meeting ID: 817 3899 6662

Passcode: 279539

Members Present on Zoom: Schnurer & Geyer & Elskamp (UWP), Kratz (UWP - Student Senate), Voights & Hass & Van Winkle (UWP- SUFAC), Parrott (Council Rep), Ericson (Community Rep)  
Ex-officio members present: Crofoot (City), Seeboth-Wilson (UWP)  
Staff Liaisons: Beau (Stratton Buses)

1. **Call to order:** Meeting was called to order by Crofoot at 4:00 p.m. via Zoom.

2. **Discussion Items**

- a. **2021 Fall Bus Routes:** After discussion, consensus reached was to have:  
Orange Route operate from 7 a.m. to 7 p.m., Monday through Friday,  
Black Route operate from 7 a.m. to 7 p.m., Monday through Friday, year-round.  
Breaks will be from 10 - 10:30 a.m. and 4 - 4:30 p.m. weekdays for the Orange and Black routes.  
Stratton will make an effort to staff Green Route on Fridays from 7 p.m. to 3:30 a.m. and Purple Route on Saturdays from 2 p.m. to 7 p.m.  
If possible, Green Route should be offered on Saturday nights as well.

3. **Public Comments:** no public comments were made

4. **Adjourn:** Motion by Geyer, second by Schurner to adjourn at 4:56 p.m.

**Zoom Meeting Information:**

<https://us02web.zoom.us/j/7658241452?pwd=c3hxa1l4azBXY3lxVm9UM0liTU1jUT09>

Meeting ID: 765 824 1452  
Passcode: 848076

PPT members present: Ericson & Enz (Community Reps), Andrews (School District), Searl (UWP-SUFAC), Geyer (UWP), Schnurer (UWP) – arrived at approximately (2:15PM?) and quorum was achieved.  
PPT members absent: Vacant (UWP-Student Senate), Elskamp (UWP), Hilfer (Hospital Rep), Parrot (Council Rep)  
PPT ex-officio members present: Crofoot (City), Seeboth-Wilson (UWP),  
PPT Staff Liaisons: Beau (Stratton Buses), Hellwig & Woodward & Pluemer (Running Inc)  
Commission on Aging members present: Banfi, Kischer, Browning  
City Staff present: Meidinger (City liaison to COA) Sigwarth, and Peters (from 2:30pm to 3:00pm)

Crofoot welcomed the Commission on Aging to the meeting and started off introductions, asking those present to state their names and affiliations. Banfi took the opportunity to make a public announcement about PEAK's Ladies Night Out Fundraiser and invited anyone interested to attend on Wed, Oct 6 at the BARn.

Crofoot distributed copies of the Platteville Municipal Code Chapter 3.48 which provides the charter of the Committee, its intended function, and required delegates from specific organizations. An overview of the formation of the shared-ride taxi from the 1980s through to the current state of services provided by Running Inc., was then made. Seeboth-Wilson and Crofoot collectively presented details regarding the formation of the bus service in 2012, which started as a University shuttle service and was then, after submitting for a Federal 5311 grant, combined with the City shared ride taxi service effectively tripling the service and expanding the bus service to City Residents.

- Schumer arrived

Seeboth-Wilson presented that due to lower enrollment numbers at the University, the funds that the University had been putting towards the bus service must be lowered. Potential avenues for dealing with the budget issue would be to raise the Taxi fare, which has not seen an increase since about 2013. Of the bus, before COVID, there were around 50,000 rides a year. 90% of those riders are students who ride for free because they pay through enrollment fees. Ridership was down on the bus in 2020 due to the University closing the campus in March 2020, which remained closed throughout the remainder of the academic year. Through the CARES act, free fares were offered on the both the bus and shared-ride taxi starting in April of 2020.

Hellwig noted that taxi ridership increased when the free fares were offered.

Crofoot finished with the update that both Running Inc and Stratton Buses have exercised the Federal Option to extend their contracts for one year through 2022. This committee will need to review current routes, fares, budgets, and any other potential changes to the routes over the next few months. Proposed timeline is to have a Request for Proposal drafted by May. City Staff will accept proposals over the summer and process the federal paperwork to have a contract awarded in October of 2022 for 2023 and beyond.

Meidinger presented three issues that the Commission on Aging would like to discuss with the Committee:

- (1) Residents with mobility issues have been stranded at the hospital after being taken there by ambulance. COA would like to see an option offered to arrange for transportation back home after 8:00 p.m. on weekdays when the standard city transit services have ceased operating for the day. Also needed is some way to transport resident's motorized wheelchairs to the hospital as the resident would need access to that to return home.
- (2) Bus drivers have declined to pick up riders with mobility issues and were told to call a taxi, but that they understood this to have been recently resolved.

Mr. Crofoot noted that there had been a misunderstanding of the law on the City's part. It had been thought that because the Taxi was ADA/Paratransit, that the Taxi was supposed to cover any of those needs. The new clarification of the law, which has been communicated to Stratton Buses, is that if the person can get to the bus stop, then that person can use the lift to get on the bus.

- (3) Bus is not stopping on time

The bus system is allowed to stop at the scheduled point up to three minutes before and three minutes after the scheduled time. All buses have GPS to allow staff to track time of stops. If there is

a concern, at the time of the issue, resident should call City and staff will communicate with Stratton to confirm with GPS what the issue is. Should the bus be running late due to utilizing lifts for ADA/Paratransit rider, bus dispatch will notify city that the bus is running late.

Browning inquired if it would be possible to submit requests for different or additional stops on the Black Route that would be of use to Seniors in the community and was assured that the Public Transportation Committee will review any submissions. The Committee does review data of stops and rider demographics. Current data reflects that Seniors appear to use the taxi service, but a fare increase could affect that. Data will continue to influence committee decisions. When shifting resources due to budget restrictions, lower usage stops and routes will be where the edits start.

Kischer mentioned concerns with the hospital stop. Riders are unable to be by the sign due to various issues and the bus doesn't stop for them. At one time, a hospital representative at the front desk called Stratton to let the drivers know there was a rider inside. Committee will see if this connection can be set back up. Additional ideas to present to the hospital for approval would be to place a sign or flag at the door or bus stop sign to indicate there is a rider waiting.

City Staff will be reaching out to Transportation Committee members to establish availability for bi-weekly meetings over the next few months.

Peters requested that the Committee look into adding a COA liaison or COA member as a member to the Transportation Committee to continually address the Commission on Aging's concerns.

Enz had been approached by a resident as to whether Uber or Lyft would be servicing the area soon. There is Lyft driver that will occasionally be in the area, but as it is not a subsidized service, there is not currently enough demand for the companies to expand here.

Seebth-Wilson announced that they are accepting a new position and this will be their last meeting.

Browning thanked the Committee for arranging for the joint meeting and for listening to the concerns of their community members.

Meeting was adjourned by Crofoot at 3:10 p.m.



# 2020 TAXI SUBSIDY STATS

Month	Driver Hrs	Cost/Hr	Total Cost	Fare Rev \$	Subsidy	Riders	Revenue/Hr	Subsidy/Hr	Package Rev \$
January	1,130.63	\$ 30.27	\$ 34,224.17	\$ 11,677.00	\$ 22,547.17	2911	\$ 10.33	\$ 19.94	\$ 70.00
February	1,093.52	\$ 30.27	\$ 33,100.85	\$ 11,366.50	\$ 21,734.35	3041	\$ 10.39	\$ 19.88	\$ 150.00
March	1,157.22	\$ 30.27	\$ 35,029.05	\$ 9,123.25	\$ 25,905.80	2251	\$ 7.88	\$ 22.39	\$ 90.00
April	1,124.13	\$ 30.27	\$ 34,027.42	\$ 5,722.25	\$ 28,305.17	2504	\$ 5.09	\$ 25.18	\$ 30.00
May	1,083.55	\$ 30.27	\$ 32,799.06	\$ 832.00	\$ 31,967.06	3182	\$ 0.77	\$ 29.50	\$ 50.00
June	1,107.75	\$ 30.27	\$ 33,531.59	\$ 3,124.00	\$ 30,407.59	3326	\$ 2.82	\$ 27.45	\$ 30.00
July	1,190.82	\$ 30.27	\$ 36,046.12	\$ 3,222.00	\$ 32,824.12	3808	\$ 2.71	\$ 27.56	\$ 50.00
August	1,199.57	\$ 30.27	\$ 36,310.98	\$ 2,604.00	\$ 33,706.98	4202	\$ 2.17	\$ 28.10	\$ 10.00
September	1,105.83	\$ 30.27	\$ 33,473.47	\$ 1,958.00	\$ 31,515.47	3829	\$ 1.77	\$ 28.50	\$ 60.00
October	1,161.08	\$ 30.27	\$ 35,145.89	\$ 2,380.00	\$ 32,765.89	3924	\$ 2.05	\$ 28.22	\$ 50.00
November	1,066.43	\$ 30.27	\$ 32,280.84	\$ 10.00	\$ 32,270.84	3626	\$ 0.01	\$ 30.26	\$ 10.00
December	1,062.47	\$ 30.27	\$ 32,160.97	\$ 10.00	\$ 32,150.97	3900	\$ 0.01	\$ 30.26	\$ 10.00
<b>Total</b>	<b>13,483.00</b>		<b>\$ 408,130.41</b>	<b>\$ 52,029.00</b>	<b>\$ 356,101.41</b>	<b>40,504</b>			<b>\$ 610.00</b>
<b>Average</b>	<b>1,123.58</b>	<b>\$ 30.27</b>	<b>\$ 34,010.87</b>	<b>\$ 4,335.75</b>	<b>\$ 29,675.12</b>		<b>\$ 9.54</b>	<b>\$ 20.73</b>	

	Driver Hrs	Cost/Hr	Total Cost	Fare Rev \$	Subsidy
<b>Contract</b>	<b>13,500.00</b>	<b>\$ 30.27</b>	<b>\$ 408,645.00</b>	<b>\$ 95,500.00</b>	<b>\$ 313,145.00</b>
Percent of Total	99.87%		99.87%	54.48%	113.72%
Percent of Year	100.00%				

Annual Comparisons					
	2017	2018	2019	2020	% Diff 19-20
Hours	10,619.18	10,844.48	\$ 13,111.15	13,483.00	2.8%
Cost	\$ 288,629.33	\$ 322,731.72	\$ 390,187.82	\$ 408,130.41	4.6%
Fare Revenue	\$ 82,003.25	\$ 79,277.50	\$ 112,002.50	\$ 52,029.00	-53.5%
Subsidy Pymt	\$ 206,626.08	\$ 243,454.22	\$ 278,185.32	\$ 356,101.41	28.0%
Riders	29,666	30,959	36,495.00	40,504	11.0%
% of Budget Hrs	<b>83.29%</b>	<b>93.13%</b>	<b>97.12%</b>	<b>99.87%</b>	<b>2.8%</b>
% of Year	<b>100.00%</b>	<b>100.00%</b>	<b>100.00%</b>	<b>100.00%</b>	<b>0.0%</b>

Month	Adult	Student (Under 18)	Senior	Disabled	Other	Agency (Senior & Disabled)	Parcels	Prescriptions	Total All Trips
January	956	155	563	808	429	334	6	1	<b>3252</b>
February	9	176	554	751	501	349	15	1	<b>2356</b>
March	888	121	327	548	367	339	9	0	<b>2599</b>
April	1293	259	265	687	8	9	3	0	<b>2524</b>
May	1601	471	401	709	0	0	5	0	<b>3187</b>
June	1599	531	420	773	0	0	3	0	<b>3326</b>
July	1850	548	416	994	0	0	5	0	<b>3813</b>
August	2237	570	414	980	0	0	1	0	<b>4202</b>
September	2067	404	462	896	0	0	6	0	<b>3835</b>
October	2127	420	466	911	0	0	4	1	<b>3929</b>
November	1925	542	407	752	0	0	1	0	<b>3627</b>
December	1999	533	513	855	0	0	1	0	<b>3901</b>
<b>Total</b>	<b>18551</b>	<b>4730</b>	<b>5208</b>	<b>9664</b>	<b>1305</b>	<b>1031</b>	<b>59</b>	<b>3</b>	<b>40551</b>



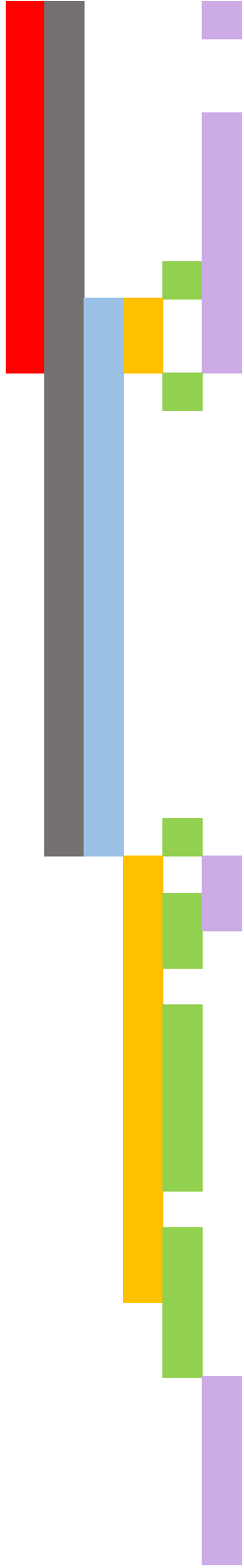
## 2020 Shuttle Bus Riders

	UW-P 2020	% change UWP (2019-2020)	Under 18 *Excludes 5 & Under	Adult	over 65	Disabled	Total	% change (19-20)	Total Expense	Subsidy	Bus Fares	Total Hours	Transfers	Bus Passes Sold (months paid)	BUS PASSES USED	AGE 5 & UNDER	FREE COVID19 RIDES	COVID19 SANITATION HOURS	COVID19 SANITATION COST
January	2256	-31.2%	6	326	1	0	2589	-24.6%	\$ 13,000.20	\$ 12,815.20	\$ 185.00	352.50	7	2	N/A	136	N/A	N/A	N/A
February	9397	-11.4%	8	531	4	0	9940	5.8%	\$ 29,522.44	\$ 29,229.44	\$ 293.00	800.50	37	10	N/A	147	N/A	N/A	N/A
March	4412	-42.0%	3	305	3	0	4723	-35.1%	\$ 18,412.34	\$ 18,250.34	\$ 162.00	499.25	13	3	N/A	68	3	2.25	\$82.98
April	41	-99.5%	1	59	2	0	103	-98.7%	\$ 11,737.06	\$ 11,737.06	\$ -	318.25	0	0	12	13	50	6.25	\$230.50
May	11	-99.7%	3	66	4	0	84	-98.1%	\$ 11,764.72	\$ 11,764.72	\$ -	319.00	0	0	9	3	64	7	\$258.16
June	19	-75.0%	10	134	5	0	168	3.7%	\$ 11,156.20	\$ 11,156.20	\$ -	302.50	0	0	7	5	142	6.5	\$239.72
July	18	-55.0%	12	133	13	0	176	-12.0%	\$ 11,617.20	\$ 11,617.20	\$ -	315.00	0	0	2	45	156	7	\$258.16
August	111	52.1%	21	169	7	0	308	25.7%	\$ 15,563.36	\$ 15,563.36	\$ -	422.00	0	0	0	37	191	9.5	\$350.36
September	967	-86.6%	15	119	2	0	1103	-83.2%	\$ 20,025.84	\$ 20,025.84	\$ -	543.00	0	0	0	11	136	13	\$479.44
October	1109	-87.9%	20	126	1	0	1256	-83.7%	\$ 21,067.70	\$ 21,067.70	\$ -	571.25	0	0	0	16	147	13.75	\$507.10
November	706	-92.1%	8	133	3	0	850	-89.4%	\$ 21,371.96	\$ 21,371.96	\$ -	579.50	0	0	0	29	144	12.5	\$461.00
December	342	-94.5%	4	124	0	0	470	-91.5%	\$ 17,342.82	\$ 17,342.82	\$ -	470.25	0	0	0	41	128	10.25	\$378.02
<b>TOTALS</b>	<b>19,389</b>		<b>111</b>	<b>2225</b>	<b>45</b>	<b>0</b>	<b>21,770</b>		<b>\$ 202,581.84</b>	<b>\$ 201,941.84</b>	<b>\$ 640.00</b>	<b>5,493.00</b>	<b>57</b>	<b>15</b>	<b>30</b>	<b>551</b>	<b>1161</b>	<b>88</b>	<b>\$ 3,245.44</b>
<b>PERCENTAGE</b>	<b>89.06%</b>		<b>0.51%</b>	<b>10.22%</b>	<b>0.21%</b>	<b>0.00%</b>	<b>100.00%</b>		<b>100.00%</b>	<b>99.68%</b>	<b>0.32%</b>								

Total Hours	5,493.0	Collected Fares	\$ 640.00	Cost/Rider	\$ 9.31
Total Hours w/o Sanitation	5,405.00	Bus Pass Revenue	\$ 375.00	State Subsidy	\$ 1.54
Riders/Hour (w/o Sanit. Hrs)	3.96	Total Revenues	\$ 1,015.00	Federal Subsidy	\$ 4.64
Total Transfers	57			City Subsidy	\$ -
				UW-P Subsidy	\$ 3.10
				Subsidy/rider	\$ 9.28
				Avg Cost Covered by Fares	\$ 0.03
				Fares	\$ 640.00
Updated	1/29/2021				

January - December 2020  
 Platteville Shuttle Summary Monthly Totals

ORIGINAL	STOP	Total for Routes						Total	
		R	BK	BE	O	G	P	Per Stop	% riders
	1 Rountree Commons East	60	140				94	294	1.35%
	3 Southwest Health	41	93					134	0.62%
	4 Farm & Fleet	59	44					103	0.47%
	5 Wal-Mart	254	388				189	831	3.82%
	6 Aldi	16	22				2	40	0.18%
	7 Mineral & Commerce	50	171				11	232	1.07%
	8 Mining Museum	15	50				4	69	0.32%
	9 Main & Oak	83	220			1044	23	1370	6.29%
	10 Ullsvik	142	122	35	48		87	434	1.99%
	11 Clare Bank	128	428	100	61		14	731	3.36%
	12 OE Gray		59	33		8		100	0.46%
	13 Armory		27	1				28	0.13%
	14 Neal Wilkins		31	17				48	0.22%
	15 High School		8	7				15	0.07%
	16 Legion Park		42	21				63	0.29%
	17 Middle School		9	1				10	0.05%
	18 Swimming Pool		2	13				15	0.07%
	19 Park Place		9	1				10	0.05%
	20 Camp & Lancaster		9	3				12	0.06%
	21 Mason & Lancaster		32	10				42	0.19%
	22 Westview Elementary		6	0				6	0.03%
	23 Hathaway & Madison		25	25				50	0.23%
	24 Washington & Union		36	21	1	50		108	0.50%
	25 Piggly Wiggly				89		22	111	0.51%
	26 Carlisle & Chestnut				16	0	2	18	0.08%
	27 Rountree Commons West				8881	125		9006	41.36%
	28 Student Center				2584	5		2589	11.89%
	29 Southwest & Markee				31	6		37	0.17%
	30 Fox Ridge & Edgewood				1249	65		1314	6.03%
	31 Fox Ridge & Southwest				1278	194		1472	6.76%
	32 Engineering Hall				163	92		255	1.17%
	33 Longhorn & Greenwood				164	30		194	0.89%
	34 Circle Dr				1936			1936	8.89%
	35 College & Main				11	25		36	0.17%
	36 West Main				7	40		47	0.22%
	37 Rountree & Alden					0		0	0.00%
	38 Madison & Lancaster					1		1	0.00%
	39 Uno's						5	5	0.02%
	40 Culver's						4	4	0.02%
	41 Pioneer Lanes						3	3	0.01%
	42 Parkway Grill						0	0	0.00%
	43 Millenium Theater						2	2	0.01%
	Totals	848	1973	288	16519	1685	462	21,775	



January - December 2020  
 Platteville Shuttle Summary Monthly Totals

ORIGINAL STOP	UW-P					Adult					Under 18					Over 65					Hdcp					Total Per Stop	% riders												
	R	BL	B	O	G	P	R	BL	B	O	G	P	R	BL	B	O	G	P	R	BL	B	O	G	P	R			BL	B	O	G	P							
1 Rountree Commons East	54	42					89	6	97			5	0	1			0	0	0			0	0	0			0	0	0			0	0	0			294	1.35%	
3 Southwest Health	11	17						30	69				0	6			0	0	1			0	0	0			0	0	0			0	0	0			134	0.62%	
4 Farm & Fleet	4	8						55	36				0	0			0	0	0			0	0	0			0	0	0			103	0.47%						
5 Wal-Mart	136	131					139	115	237				45	1	14			4	2	6			1	0	0			1	0	0			0	0			831	3.82%	
6 Aldi	7	2					0	8	19				1	0	1			0	1	0			0	0	0			1	0	0			0	0			40	0.18%	
7 Mineral & Commerce	4	7					1	45	155				6	0	9			4	1	0			0	0	0			0	0	0			0	0			232	1.07%	
8 Mining Museum	11	29					0	4	9				2	0	7			2	0	5			0	0	0			0	0	0			0	0			69	0.32%	
9 Main & Oak	30	41			1004		5	52	170		39		18	1	4			0	0	5			0	0	0			0	0	0			0	0			1370	6.29%	
10 Ullsvik	134	95	32	46			87	8	26	3	2		0	0	0	0	0	0	0	1	0	0	0	0	0	0	0	0	0	0	0	0	0	0	0			434	1.99%
11 Clare Bank	45	111	22	48			7	79	294	78	12		7	3	13	0	0	0	1	10	0	1	0	0	0	0	0	0	0	0	0	0	0	0	0			731	3.36%
12 OE Gray		0	0		5			52	33		2		7	0		1		0	0		0		0	0		0		0	0		0		0	0			100	0.46%	
13 Armory		1	0					26	1				0	0				0	0				0	0				0	0				0	0			28	0.13%	
14 Neal Wilkins		17	5					10	12				0	0				4	0				0	0				0	0				0	0			48	0.22%	
15 High School		4	0					4	7				0	0				0	0				0	0				0	0				0	0			15	0.07%	
16 Legion Park		8	1					33	20				0	0				1	0				0	0				0	0				0	0			63	0.29%	
17 Middle School		0	0					8	1				1	0				0	0				0	0				0	0				0	0			10	0.05%	
18 Swimming Pool		0	0					1	13				0	0				1	0				0	0				0	0				0	0			15	0.07%	
19 Park Place		0	0					4	1				4	0				1	0				0	0				0	0				0	0			10	0.05%	
20 Camp & Lancaster		0	3					6	0				2	0				1	0				0	0				0	0				0	0			12	0.06%	
21 Mason & Lancaster		2	0					22	10				7	0				1	0				0	0				0	0				0	0			42	0.19%	
22 Westview Elementary		1	0					2	0				3	0				0	0				0	0				0	0				0	0			6	0.03%	
23 Hathaway & Madison		7	22					10	3				8	0				0	0				0	0				0	0				0	0			50	0.23%	
24 Washington & Union		27	20		50			9	1		0		0	0	1	0		0	0		0		0	0		0		0	0		0		0	0			108	0.50%	
25 Piggly Wiggly				73			18			10			3		6			1		0			0		0			0		0			0		0		111	0.51%	
26 Carlisle & Chestnut				16	0		2			0	0		0		0	0		0		0	0		0		0	0		0		0	0		0		0		18	0.08%	
27 Rountree Commons West				8881	124					0	1				0	0				0	0				0	0				0	0				0		9006	41.36%	
28 Student Center				2508	1					76	1				0	1				0	1				0	1				0	1				0		2589	11.89%	
29 Southwest & Markee				29	6					2	0				0	0				0	0				0	0				0	0				0		37	0.17%	
30 Fox Ridge & Edgewood				1147	65					102	0				0	0				0	0				0	0				0	0				0		1314	6.03%	
31 Fox Ridge & Southwest				1277	194					1	0				0	0				0	0				0	0				0	0				0		1472	6.76%	
32 Engineering Hall				160	92					3	0				0	0				0	0				0	0				0	0				0		255	1.17%	
33 Longhorn & Greenwood				164	30					0	0				0	0				0	0				0	0				0	0				0		194	0.89%	
34 Circle Dr				1933						3					0					0					0					0					0		1936	8.89%	
35 College & Main				11	25					0	0				0	0				0	0				0	0				0	0				0		36	0.17%	
36 West Main				7	40					0	0				0	0				0	0				0	0				0	0				0		47	0.22%	
37 Rountree & Alden					0						0					0					0					0					0						0	0.00%	
38 Madison & Lancaster					1						0					0					0					0					0						1	0.00%	
39 Uno's							5						0					0					0					0					0				5	0.02%	
40 Culver's							4						0					0					0					0					0				4	0.02%	
41 Pioneer Lanes							3						0					0					0					0					0				3	0.01%	
42 Parkway Grill							0						0					0					0					0					0				0	0.00%	
43 Millenium Theater							2						0					0					0					0					0				4	0.02%	
Totals	436	550	105	16300	1637	362	2	404	1299	183	211	43	87	5	87	0	7	3	11	5	37	0	1	1	2	0	0	0	0	1	0	21,777							
	UW-P					Adult					Under 18					Over 65					Hdcp																		
	% riders					% riders					% riders					% riders					% riders																		
	19,390 89.04%					2,227 10.23%					113 0.52%					46 0.21%					1 0.00%																		





# 2021 TAXI SUBSIDY STATS

Month	Driver Hrs	Cost/Hr	Total Cost	Fare Rev \$	Subsidy	Riders	Revenue/Hr	Subsidy/Hr	Package Rev \$	Drive Thru Rev \$
January	1,101.03	\$ 30.66	\$ 33,757.58	\$ 30.00	\$ 33,727.58	3681	\$ 0.03	\$ 30.63	\$ 30.00	
February	1,050.93	\$ 30.66	\$ 32,221.51	\$ 46.00	\$ 32,175.51	3761	\$ 0.04	\$ 30.62	\$ 40.00	
March	1,164.63	\$ 30.66	\$ 35,707.56	\$ 60.00	\$ 35,647.56	4211	\$ 0.05	\$ 30.61	\$ 60.00	
April	1,104.85	\$ 30.66	\$ 33,874.70	\$ 60.00	\$ 33,814.70	3810	\$ 0.05	\$ 30.61	\$ 60.00	
May	1,088.07	\$ 30.66	\$ 33,360.23	\$ 92.00	\$ 33,268.23	3543	\$ 0.08	\$ 30.58	\$ 40.00	
June	1,132.17	\$ 30.66	\$ 34,712.33	\$ 232.00	\$ 34,480.33	3970	\$ 0.20	\$ 30.46	\$ 80.00	
July	1,170.63	\$ 30.66	\$ 35,891.52	\$ 8,124.75	\$ 27,766.77	2597	\$ 6.94	\$ 23.72	\$ 50.00	\$ 7.00
August	1,127.47	\$ 30.66	\$ 34,568.23	\$ 7,157.00	\$ 27,411.23	2665	\$ 6.35	\$ 24.31	\$ 50.00	\$ 8.00
September	1,071.33	\$ 30.66	\$ 32,846.98	\$ 8,655.25	\$ 24,191.73	2622	\$ 8.08	\$ 22.58	\$ 50.00	\$ 10.00
October		\$ 30.66	\$ -		\$ -		#DIV/0!	#DIV/0!		
November		\$ 30.66	\$ -		\$ -		#DIV/0!	#DIV/0!		
December		\$ 30.66	\$ -		\$ -		#DIV/0!	#DIV/0!		
<b>Total</b>	<b>10,011.11</b>		<b>\$ 306,940.63</b>	<b>\$ 24,457.00</b>	<b>\$ 282,483.63</b>	<b>30,860</b>			<b>\$ 460.00</b>	<b>\$ 25.00</b>
<b>Average</b>	<b>1,112.35</b>	<b>\$ 30.66</b>	<b>\$ 25,578.39</b>	<b>\$ 2,717.44</b>	<b>\$ 23,540.30</b>		<b>\$ 0.04</b>	<b>\$ 30.62</b>		

	Driver Hrs	Cost/Hr	Total Cost	Fare Rev \$	Subsidy
<b>Contract</b>	<b>13,500.00</b>	<b>\$ 30.27</b>	<b>\$ 408,645.00</b>	<b>\$ 95,500.00</b>	<b>\$ 313,145.00</b>
Percent of Total	74.16%		75.11%	25.61%	90.21%
Percent of Year	75.00%				

Annual Comparisons					
	2017	2018	2019	2020	2021
Hours	10,619.18	10,844.48	\$ 13,111.15	13,483.00	10,011.11
Cost	\$ 288,629.33	\$ 322,731.72	\$ 390,187.82	\$ 408,130.41	\$ 306,940.63
Fare Revenue	\$ 82,003.25	\$ 79,277.50	\$ 112,002.50	\$ 52,029.00	\$ 24,457.00
Subsidy Pymt	\$ 206,626.08	\$ 243,454.22	\$ 278,185.32	\$ 356,101.41	\$ 282,483.63
Riders	29,666	30,959	36,495.00	40,504	30,860
% of Budget Hrs	<b>83.29%</b>	<b>93.13%</b>	<b>97.12%</b>	<b>99.87%</b>	<b>74.16%</b>
% of Year	<b>100.00%</b>	<b>100.00%</b>	<b>100.00%</b>	<b>100.00%</b>	<b>75.00%</b>

Month	Adult	Student (Under 18)	Senior	Disabled	Other	Additional Rider(s)	Agency (Senior & Disabled)	Parcels	Prescriptions	Total All Trips
January	1817	553	416	895	0		0	2	1	3684
February	1857	728	380	796	0		0	4	0	3765
March	2056	776	479	900	0		0	6	0	4217
April	1788	739	415	868	0		0	5	1	3816
May	1606	690	435	812	0		0	4	0	3547
June	1692	747	465	1066	0		0	8	0	3978
July	917	43	405	540	0	349	343	5	0	2602
August	902	57	384	543	0	305	474	5	0	2670
September	921	93	351	591	0	321	345	5	0	2627
October										0
November										0
December										0
<b>Total</b>	<b>13556</b>	<b>4426</b>	<b>3730</b>	<b>7011</b>	<b>0</b>		<b>1162</b>	<b>44</b>	<b>2</b>	<b>30906</b>



## 2021 Shuttle Bus Riders

	UW-P 2021	% change UWP (2020-2021)	Under 18 *Excludes 5 & Under	Adult	over 65	Disabled	Total	% change (20-21)	Total Expense	Subsidy	Bus Fares	Total Hours	Transfers	Bus Passes Sold (months paid)	BUS PASSES USED	AGE 5 & UNDER	FREE COVID19 RIDES	COVID19 SANITATION HOURS	COVID19 SANITATION COST
January	332	-85.3%	10	85	1	0	428	-83.5%	\$ 18,857.46	\$ 18,857.46	\$ -	504.75				23	96	6.75	\$252.18
February	1900	-79.8%	0	164	0	0	2064	-79.2%	\$ 23,144.52	\$ 23,144.52	\$ -	619.50				41	164	11.5	\$429.64
March	1825	-58.6%	2	227	0	0	2054	-56.5%	\$ 25,694.34	\$ 25,694.34	\$ -	687.75				54	229	13.75	\$513.70
April	1483	3517.1%	0	207	4	0	1694	1544.7%	\$ 25,488.86	\$ 25,488.86	\$ -	682.25	0	0		43	211	13.25	\$495.02
May	766	6863.6%	3	180	0	0	949	1029.8%	\$ 25,283.38	\$ 25,283.38	\$ -	676.75	0	0		43	183	10.25	\$382.94
June	23	21.1%	0	166	4	2	195	16.1%	\$ 10,021.82	\$ 10,021.82	\$ -	268.25	0	0		73	172	4.25	\$158.78
July (fares resume)	28	55.6%	4	107	0	0	139	-21.0%	\$ 10,274.00	\$ 10,163.00	\$ 111.00	275.00	0	3	1	30		0	\$0.00
August	31	-72.1%	3	69	0	3	106	-65.6%	\$ 9,863.04	\$ 9,792.04	\$ 71.00	264.00	0	0	1	3		0	\$0.00
September	3173	228.1%	0	150	0	0	3323	201.3%	\$ 20,286.48	\$ 20,176.48	\$ 110.00	543.00	1	3	39	14		0	\$0.00
October	0	-100.0%	0	0	0	0	0	-100.0%	\$ -		\$ -	0.00	0	0				0	\$0.00
November	0	-100.0%	0	0	0	0	0	-100.0%	\$ -		\$ -	0.00	0	0				0	\$0.00
December	0	-100.0%	0	0	0	0	0	-100.0%	\$ -		\$ -	0.00	0	0				0	\$0.00
<b>TOTALS</b>	<b>9,561</b>		<b>22</b>	<b>1355</b>	<b>9</b>	<b>5</b>	<b>10,952</b>		<b>\$ 168,913.90</b>	<b>\$ 168,621.90</b>	<b>\$ 292.00</b>	<b>4,521.25</b>	<b>1</b>	<b>6</b>	<b>41</b>	<b>324</b>	<b>1055</b>	<b>59.75</b>	<b>\$ 2,232.26</b>
<b>PERCENTAGE</b>	<b>87.30%</b>		<b>0.20%</b>	<b>12.37%</b>	<b>0.08%</b>	<b>0.05%</b>	<b>100.00%</b>		<b>100.00%</b>	<b>99.83%</b>	<b>0.17%</b>								

Total Hours	4,580.1	Collected Fares	\$ 292.00	Cost/Rider	\$ 15.42
Total Hours w/o Sanitation	4,520.34	Bus Pass Revenue	\$ 150.00	State Subsidy	\$ 2.55
Riders/Hour (w/o Sanit. Hrs)	2.39	Total Revenues	\$ 442.00	Federal Subsidy	\$ 7.70
				City Subsidy	\$ -
Total Transfers	1			UW-P Subsidy	\$ 5.14
				Subsidy/rider	\$ 15.40
				Avg Cost Covered by Fares	\$ 0.03
				Total Cost Covered by Fares	\$ 292.00
Updated	10/6/2021				

Annual Comparisons					
	2018	2019	2020	2021 YTD	% Diff 20-21
Hours	7024.6	7041.6	5493	4,580.1	-16.62%
Cost	\$266,644.46	\$ 267,087.41	\$ 202,581.84	\$ 168,913.90	-16.62%
Subsidy	\$263,897.45	\$ 264,824.41	\$ 201,941.84	\$ 168,913.90	-16.36%
Bus Fares	\$ 2,547.00	\$ 2,263.00	\$ 640.00	\$ 292.00	-54.38%
Bus Passes	\$ 1,927.00	\$ 1,600.00	\$ 375.00	\$ 6.00	-98.40%
Transfers	45	192	57	1	-98.25%
Riders	60,750	69,294	21770	10,952	-49.69%
UWP	57,035	65,317	19389	9,561	-50.69%
<b>UWP %</b>	<b>93.88%</b>	<b>93.88%</b>	<b>89.06%</b>	<b>87.30%</b>	

\* April and May's percentage change from 2020 is correct. In April 2020, bus had 41 UWP riders and in May only 11 UWP riders.



## Current Fares October 2021

### **Taxi Fares**

*administered by Running Inc.*

\$2.75	Standard fare
\$2.50	Senior / Hdcp
\$1.00	Additional Rider
\$1.00	Drive Thru

### **Bus Fares:**

*administered by Stratton Buses*

Free	UWP Students <i>(must show student ID)</i>
Free	Ages 5 and Under
\$1.00	Standard Fare <i>(exact change must be given)</i>

\$25.00 Unlimited Rides Bus Pass: *Buy 2 months, get the third month free*

Passes are currently available for purchase at City Hall Finance Office and Platteville Public Library.

Payment accepted via cash, check, or credit card.



# Platteville Public Bus 2021-2022



When  
UW-Platteville  
is in Session

Monday-Thursday 7 a.m. - 7 p.m.

Friday 7 a.m. - 3:30 a.m.

Saturday 2 p.m. - 3:30 a.m.

When UW-Platteville is NOT in session:

Monday - Friday 7 a.m. - 7 p.m.



**COVID-19**  
CORONAVIRUS

COVID continues to impact service.  
For the most recent updates, visit



[platteville.org/transportation](https://platteville.org/transportation)



# Schedule

- Black
- Orange
- Purple
- Green
- No service
- X No service, holiday

## September 2021

		<del>1</del>	<del>2</del>	<del>3</del>	<del>4</del>		
5	<span style="color: red; font-weight: bold;">X</span>	<del>7</del>	<del>8</del>	<del>9</del>	<del>10</del>	<del>11</del>	
12	<del>13</del>	<del>14</del>	<del>15</del>	<del>16</del>	<del>17</del>	<del>18</del>	
19	<del>20</del>	<del>21</del>	<del>22</del>	<del>23</del>	<del>24</del>	<del>25</del>	
26	<del>27</del>	<del>28</del>	<del>29</del>	<del>30</del>			

## October 2021

						<del>1</del>	<del>2</del>
3	<del>4</del>	<del>5</del>	<del>6</del>	<del>7</del>	<del>8</del>	<del>9</del>	
10	<del>11</del>	<del>12</del>	<del>13</del>	<del>14</del>	<del>15</del>	<del>16</del>	
17	<del>18</del>	<del>19</del>	<del>20</del>	<del>21</del>	<del>22</del>	<del>23</del>	
24	<del>25</del>	<del>26</del>	<del>27</del>	<del>28</del>	<del>29</del>	<del>30</del>	
31							

## November 2021

		<del>1</del>	<del>2</del>	<del>3</del>	<del>4</del>	<del>5</del>	<del>6</del>
7	<del>8</del>	<del>9</del>	<del>10</del>	<del>11</del>	<del>12</del>	<del>13</del>	
14	<del>15</del>	<del>16</del>	<del>17</del>	<del>18</del>	<del>19</del>	<del>20</del>	
21	<del>22</del>	<del>23</del>	<del>24</del>	<span style="color: red; font-weight: bold;">X</span>	<del>26</del>	<del>27</del>	
28	<del>29</del>	<del>30</del>					

## December 2021

		<del>1</del>	<del>2</del>	<del>3</del>	<del>4</del>		
5	<del>6</del>	<del>7</del>	<del>8</del>	<del>9</del>	<del>10</del>	<del>11</del>	
12	<del>13</del>	<del>14</del>	<del>15</del>	<del>16</del>	<del>17</del>	<del>18</del>	
19	<del>20</del>	<del>21</del>	<del>22</del>	<del>23</del>	<span style="color: red; font-weight: bold;">X</span>	<span style="color: red; font-weight: bold;">X</span>	
26	<del>27</del>	<del>28</del>	<del>29</del>	<del>30</del>	<del>31</del>		

## January 2022

							<span style="color: red; font-weight: bold;">X</span>
2	<del>3</del>	<del>4</del>	<del>5</del>	<del>6</del>	<del>7</del>	<del>8</del>	
9	<del>10</del>	<del>11</del>	<del>12</del>	<del>13</del>	<del>14</del>	<del>15</del>	
16	<del>17</del>	<del>18</del>	<del>19</del>	<del>20</del>	<del>21</del>	<del>22</del>	
23	<del>24</del>	<del>25</del>	<del>26</del>	<del>27</del>	<del>28</del>	<del>29</del>	
30	<del>31</del>						

## February 2022

		<del>1</del>	<del>2</del>	<del>3</del>	<del>4</del>	<del>5</del>	
6	<del>7</del>	<del>8</del>	<del>9</del>	<del>10</del>	<del>11</del>	<del>12</del>	
13	<del>14</del>	<del>15</del>	<del>16</del>	<del>17</del>	<del>18</del>	<del>19</del>	
20	<del>21</del>	<del>22</del>	<del>23</del>	<del>24</del>	<del>25</del>	<del>26</del>	
27	<del>28</del>						

## March 2022

		<del>1</del>	<del>2</del>	<del>3</del>	<del>4</del>	<del>5</del>	
6	<del>7</del>	<del>8</del>	<del>9</del>	<del>10</del>	<del>11</del>	<del>12</del>	
13	<del>14</del>	<del>15</del>	<del>16</del>	<del>17</del>	<del>18</del>	<del>19</del>	
20	<del>21</del>	<del>22</del>	<del>23</del>	<del>24</del>	<del>25</del>	<del>26</del>	
27	<del>28</del>	<del>29</del>	<del>30</del>	<del>31</del>			

## April 2022

						<del>1</del>	<del>2</del>
3	<del>4</del>	<del>5</del>	<del>6</del>	<del>7</del>	<del>8</del>	<del>9</del>	
10	<del>11</del>	<del>12</del>	<del>13</del>	<del>14</del>	<del>15</del>	<del>16</del>	
17	<del>18</del>	<del>19</del>	<del>20</del>	<del>21</del>	<del>22</del>	<del>23</del>	
24	<del>25</del>	<del>26</del>	<del>27</del>	<del>28</del>	<del>29</del>	<del>30</del>	

## May 2022

1	<del>2</del>	<del>3</del>	<del>4</del>	<del>5</del>	<del>6</del>	<del>7</del>	
8	<del>9</del>	<del>10</del>	<del>11</del>	<del>12</del>	<del>13</del>	<del>14</del>	
15	<del>16</del>	<del>17</del>	<del>18</del>	<del>19</del>	<del>20</del>	<del>21</del>	
22	<del>23</del>	<del>24</del>	<del>25</del>	<del>26</del>	<del>27</del>	<del>28</del>	
29	<del>30</del>	<del>31</del>					

## June 2022

		<del>1</del>	<del>2</del>	<del>3</del>	<del>4</del>		
5	<del>6</del>	<del>7</del>	<del>8</del>	<del>9</del>	<del>10</del>	<del>11</del>	
12	<del>13</del>	<del>14</del>	<del>15</del>	<del>16</del>	<del>17</del>	<del>18</del>	
19	<del>20</del>	<del>21</del>	<del>22</del>	<del>23</del>	<del>24</del>	<del>25</del>	
26	<del>27</del>	<del>28</del>	<del>29</del>	<del>30</del>			

## July 2022

						<del>1</del>	<del>2</del>
3	<span style="color: red; font-weight: bold;">X</span>	<del>5</del>	<del>6</del>	<del>7</del>	<del>8</del>	<del>9</del>	
10	<del>11</del>	<del>12</del>	<del>13</del>	<del>14</del>	<del>15</del>	<del>16</del>	
17	<del>18</del>	<del>19</del>	<del>20</del>	<del>21</del>	<del>22</del>	<del>23</del>	
24	<del>25</del>	<del>26</del>	<del>27</del>	<del>28</del>	<del>29</del>	<del>30</del>	
31							

## August 2022

	<del>1</del>	<del>2</del>	<del>3</del>	<del>4</del>	<del>5</del>	<del>6</del>	
7	<del>8</del>	<del>9</del>	<del>10</del>	<del>11</del>	<del>12</del>	<del>13</del>	
14	<del>15</del>	<del>16</del>	<del>17</del>	<del>18</del>	<del>19</del>	<del>20</del>	
21	<del>22</del>	<del>23</del>	<del>24</del>	<del>25</del>	<del>26</del>	<del>27</del>	
28	<del>29</del>	<del>30</del>	<del>31</del>				

UW-Platteville students ride free with student ID, all other rides \$1.00. Buses only pick up passengers at marked stops but may drop off passengers between stops on the existing route by request. Stand next to the bus stop when waiting; buses may arrive up to three minutes before or after the scheduled time.



COVID continues to impact service. For the most recent updates, visit

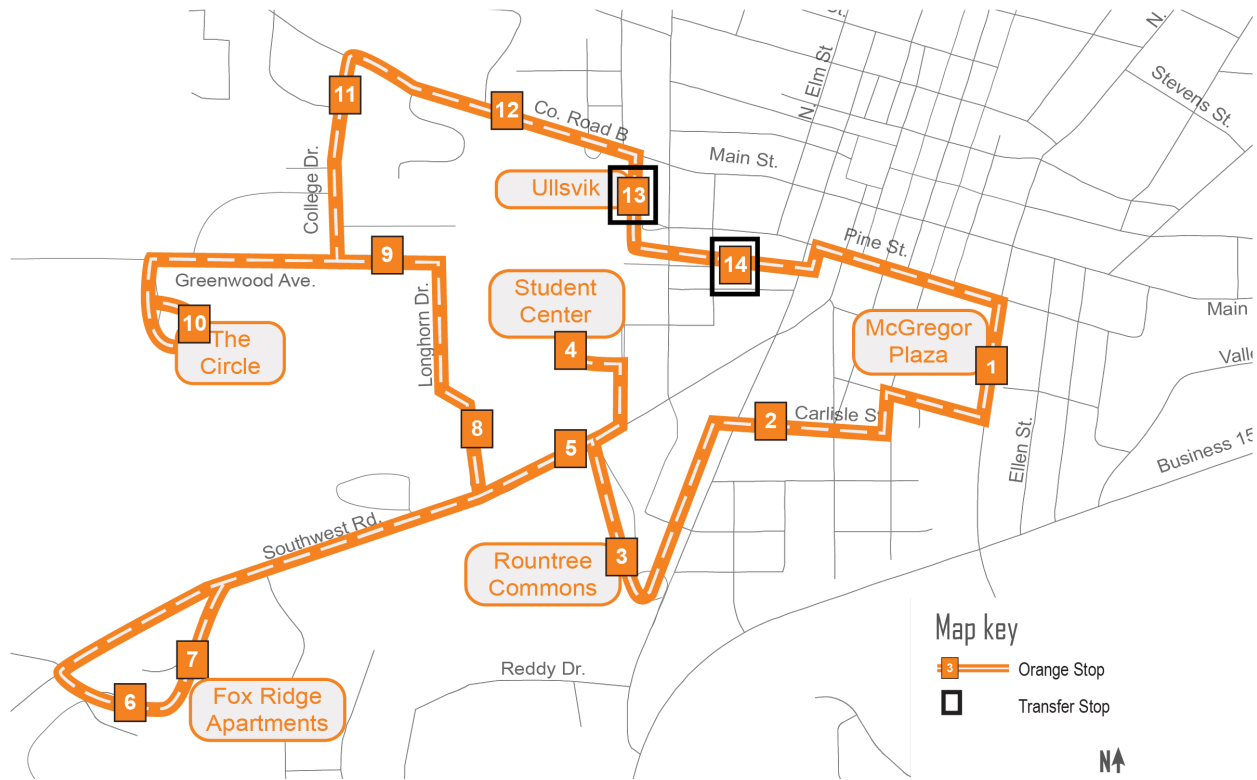


[platteville.org/transportation](http://platteville.org/transportation)



# Orange Route

Runs when UW-Platteville Classes are in Session  
Monday - Friday 7 a.m. - 7 p.m.



Map key  
 Orange Stop  
 Transfer Stop



#	STOP NAME	A.M.	A.M.	A.M.	A.M.	A.M.	A.M.	A.M.	A.M.	A.M.	P.M.	P.M.	P.M.	P.M.	P.M.	P.M.	P.M.	P.M.	P.M.	P.M.	P.M.		
#1	Piggly Wiggly	7:02	7:32	8:02	8:32	9:02	9:32	10:32	11:02	11:32	12:02	12:32	1:02	1:32	2:02	2:32	3:02	3:32	4:32	5:02	5:32	6:02	6:32
#2	Carlisle and Chestnut	7:04	7:34	8:04	8:34	9:04	9:34	10:34	11:04	11:34	12:04	12:34	1:04	1:34	2:04	2:34	3:04	3:34	4:34	5:04	5:34	6:04	6:34
#3	Rountree Commons West	7:05	7:35	8:05	8:35	9:05	9:35	10:35	11:05	11:35	12:05	12:35	1:05	1:35	2:05	2:35	3:05	3:35	4:35	5:05	5:35	6:05	6:35
#4	Student Center	7:07	7:37	8:07	8:37	9:07	9:37	10:37	11:07	11:37	12:07	12:37	1:07	1:37	2:07	2:37	3:07	3:37	4:37	5:07	5:37	6:07	6:37
#5	Southwest and Markee	7:08	7:38	8:08	8:38	9:08	9:38	10:38	11:08	11:38	12:08	12:38	1:08	1:38	2:08	2:38	3:08	3:38	4:38	5:08	5:38	6:08	6:38
#6	Fox Ridge and Edgewood	7:10	7:40	8:10	8:40	9:10	9:40	10:40	11:10	11:40	12:10	12:40	1:10	1:40	2:10	2:40	3:10	3:40	4:40	5:10	5:40	6:10	6:40
#7	Fox Ridge and Southwest	7:11	7:41	8:11	8:41	9:11	9:41	10:41	11:11	11:41	12:11	12:41	1:11	1:41	2:11	2:41	3:11	3:41	4:41	5:11	5:41	6:11	6:41
#8	Engineering Hall	7:13	7:43	8:13	8:43	9:13	9:43	10:43	11:13	11:43	12:13	12:43	1:13	1:43	2:13	2:43	3:13	3:43	4:43	5:13	5:43	6:13	6:43
#9	Longhorn and Greenwood	7:14	7:44	8:14	8:44	9:14	9:44	10:44	11:14	11:44	12:14	12:44	1:14	1:44	2:14	2:44	3:14	3:44	4:44	5:14	5:44	6:14	6:44
#10	Circle Drive	7:16	7:46	8:16	8:46	9:16	9:46	10:46	11:16	11:46	12:16	12:46	1:16	1:46	2:16	2:46	3:16	3:46	4:46	5:16	5:46	6:16	6:46
#11	College and Main	7:18	7:48	8:18	8:48	9:18	9:48	10:48	11:18	11:48	12:18	12:48	1:18	1:48	2:18	2:48	3:18	3:48	4:48	5:18	5:48	6:18	6:48
#12	West Main	7:21	7:51	8:21	8:51	9:21	9:51	10:51	11:21	11:51	12:21	12:51	1:21	1:51	2:21	2:51	3:21	3:51	4:51	5:21	5:51	6:21	6:51
#13	Ullsvik Hall	7:22	7:52	8:22	8:52	9:22	9:52	10:52	11:22	11:52	12:22	12:52	1:22	1:52	2:22	2:52	3:22	3:52	4:52	5:22	5:52	6:22	6:52
#14	Clare Bank	7:23	7:53	8:23	8:53	9:23	9:53	10:53	11:23	11:53	12:23	12:53	1:23	1:53	2:23	2:53	3:23	3:53	4:53	5:23	5:53	6:23	6:53

UW-Platteville students ride free with student ID, all other rides \$1.00. Buses only pick up passengers at marked stops but may drop off passengers between stops on the existing route by request. Stand next to the bus stop when waiting; buses may arrive up to three minutes before or after the scheduled time.



COVID continues to impact service. For the most recent updates, visit

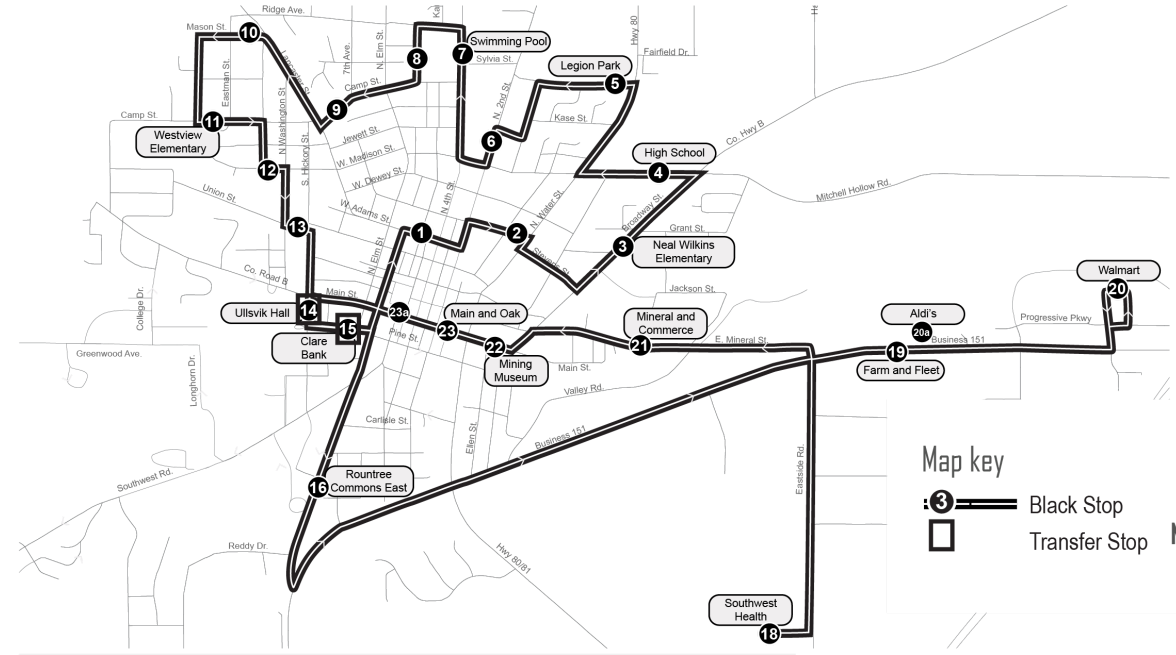


[platteville.org/transportation](http://platteville.org/transportation)



# Black Route

Runs Year-Round  
Monday - Friday 7:00 a.m. - 7:00 p.m.



#	STOP NAME	A.M.	A.M.	A.M.	A.M.	A.M.	P.M.	P.M.	P.M.	P.M.	P.M.	P.M.
#1	O.E. Gray Learning Center	7:02	8:02	9:02		11:02	12:02	1:02	2:02	3:02		5:02 6:02
#2	Armory	7:04	8:04	9:04		11:04	12:04	1:04	2:04	3:04		5:04 6:04
#3	Neal Wilkins Elementary	7:05	8:05	9:05		11:05	12:05	1:05	2:05	3:05		5:05 6:05
#4	High School	7:06	8:06	9:06		11:06	12:06	1:06	2:06	3:06		5:06 6:06
#5	Legion Park	7:08	8:08	9:08		11:08	12:08	1:08	2:08	3:08		5:08 6:08
#6	Middle School	7:10	8:10	9:10		11:10	12:10	1:10	2:10	3:10		5:10 6:10
#7	Swimming Pool	7:11	8:11	9:11		11:11	12:11	1:11	2:11	3:11		5:11 6:11
#8	Park Place	7:13	8:13	9:13		11:13	12:13	1:13	2:13	3:13		5:13 6:13
#9	Camp and Lancaster	7:15	8:15	9:15		11:15	12:15	1:15	2:15	3:15		5:15 6:15
#10	Mason and Lancaster	7:17	8:17	9:17		11:17	12:17	1:17	2:17	3:17		5:17 6:17
#11	Westview Elementary	7:19	8:19	9:19		11:19	12:19	1:19	2:19	3:19		5:19 6:19
#12	Hathaway and Madison	7:21	8:21	9:21		11:21	12:21	1:21	2:21	3:21		5:21 6:21
#13	Washington and Union	7:22	8:22	9:22		11:22	12:22	1:22	2:22	3:22		5:22 6:22
#14	Ullsvik Hall	7:23	8:23	9:23		11:23	12:23	1:23	2:23	3:23		5:23 6:23
#15	Clare Bank	7:25	8:25	9:25		11:25	12:25	1:25	2:25	3:25		5:25 6:25
#16	Rountree Commons East	7:32	8:32	9:32	10:32	11:32	12:32	1:32	2:32	3:32	4:32	5:32 6:32
#18	Southwest Health	7:37	8:37	9:37	10:37	11:37	12:37	1:37	2:37	3:37	4:37	5:37 6:37
#19	Farm & Fleet	7:40	8:40	9:40	10:40	11:40	12:40	1:40	2:40	3:40	4:40	5:40 6:40
#20	Walmart	7:44	8:44	9:44	10:44	11:44	12:44	1:44	2:44	3:44	4:44	5:44 6:44
#20a	Aldi's	7:47	8:47	9:47	10:47	11:47	12:47	1:47	2:47	3:47	4:47	5:47 6:47
#21	Mineral and Commerce	7:50	8:50	9:50	10:50	11:50	12:50	1:50	2:50	3:50	4:50	5:50 6:50
#22	Mining Museum	7:52	8:52	9:52	10:52	11:52	12:52	1:52	2:52	3:52	4:52	5:52 6:52
#23	Main and Oak	7:54	8:54	9:54	10:54	11:54	12:54	1:54	2:54	3:54	4:54	5:54 6:54
#23a	Garvey's	7:55	8:55	9:55	10:55	11:55	12:55	1:55	2:55	3:55	4:55	5:55 6:55
#14	Ullsvik Hall	7:56	8:56	9:56	10:56	11:56	12:56	1:56	2:56	3:56	4:56	5:56 6:56
#15	Clare Bank	7:57	8:57	9:57	10:57	11:57	12:57	1:57	2:57	3:57	4:57	5:57 6:57

- UW-Platteville students ride free with student ID, all other rides \$1.00.
- Buses only pick up passengers at marked stops but may drop off passengers between stops on the existing route by request.
- Stand next to the bus stop when waiting; buses may arrive up to three minutes before or after the scheduled time.

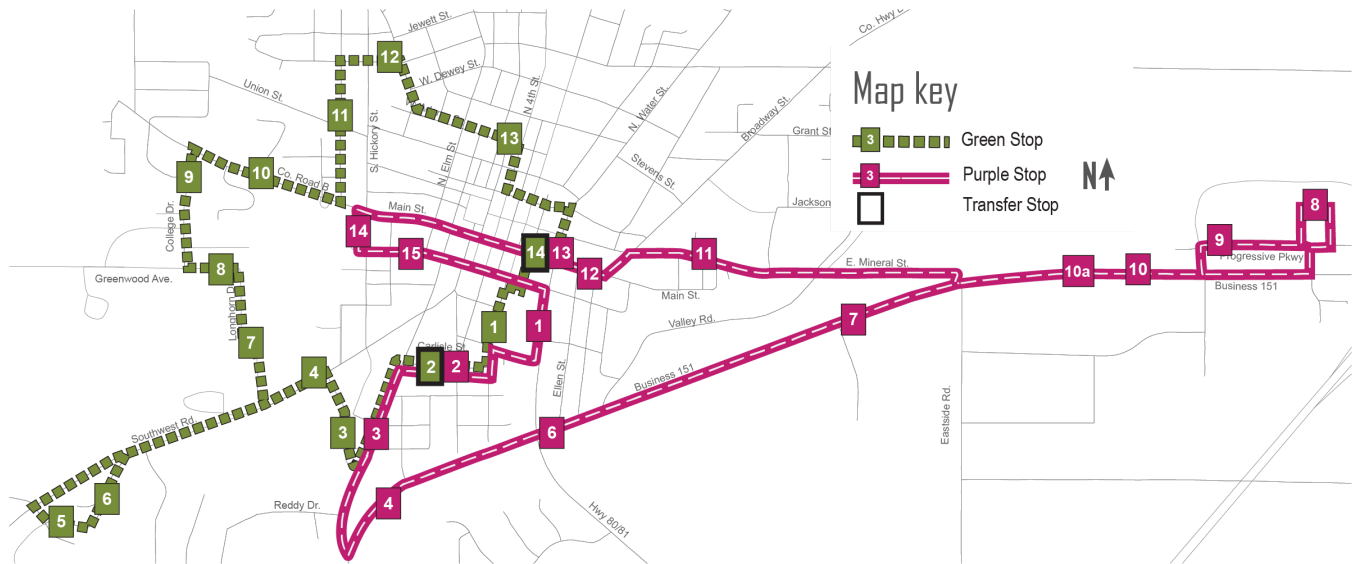


COVID continues to impact service. For the most recent updates, visit [platteville.org/transportation](http://platteville.org/transportation)



# Green Route

Runs when UW-Platteville Classes are in Session  
 Friday & Saturday 7:00 p.m. - 3:30 a.m.



STOP NAME	P.M.	P.M.	P.M.	P.M.	P.M.	P.M.	P.M.	P.M.	P.M.	P.M.	A.M.	A.M.	A.M.	A.M.	A.M.	A.M.	
#1 Rountree and Alden	7:02	7:32	8:02	8:32	9:02	9:32	10:02	10:32	11:02	11:32	12:02	12:32	1:02	1:32	2:02	2:32	3:02
#2 Carlisle and Chestnut	7:03	7:33	8:03	8:33	9:03	9:33	10:03	10:33	11:03	11:33	12:03	12:33	1:03	1:33	2:03	2:33	3:03
#3 Rountree Commons West	7:05	7:35	8:05	8:35	9:05	9:35	10:05	10:35	11:05	11:35	12:05	12:35	1:05	1:35	2:05	2:35	3:05
#4 Southwest and Markee	7:06	7:36	8:06	8:36	9:06	9:36	10:06	10:36	11:06	11:36	12:06	12:36	1:06	1:36	2:06	2:36	3:06
#5 Fox Ridge and Edgewood	7:09	7:39	8:09	8:39	9:09	9:39	10:09	10:39	11:09	11:39	12:09	12:39	1:09	1:39	2:09	2:39	3:09
#6 Fox Ridge and Southwest	7:10	7:40	8:10	8:40	9:10	9:40	10:10	10:40	11:10	11:40	12:10	12:40	1:10	1:40	2:10	2:40	3:10
#7 Engineering Hall	7:12	7:42	8:12	8:42	9:12	9:42	10:12	10:42	11:12	11:42	12:12	12:42	1:12	1:42	2:12	2:42	3:12
#8 Longhorn and Greenwood	7:13	7:43	8:13	8:43	9:13	9:43	10:13	10:43	11:13	11:43	12:13	12:43	1:13	1:43	2:13	2:43	3:13
#9 College and Main	7:15	7:45	8:15	8:45	9:15	9:45	10:15	10:45	11:15	11:45	12:15	12:45	1:15	1:45	2:15	2:45	3:15
#10 West Main	7:17	7:47	8:17	8:47	9:17	9:47	10:17	10:47	11:17	11:47	12:17	12:47	1:17	1:47	2:17	2:47	3:17
#11 Washington and Union	7:18	7:48	8:18	8:48	9:18	9:48	10:18	10:48	11:18	11:48	12:18	12:48	1:18	1:48	2:18	2:48	3:18
#12 Madison and Lancaster	7:20	7:50	8:20	8:50	9:20	9:50	10:20	10:50	11:20	11:50	12:20	12:50	1:20	1:50	2:20	2:50	3:20
#13 O.E. Gray Learning Center	7:22	7:52	8:22	8:52	9:22	9:52	10:22	10:52	11:22	11:52	12:22	12:52	1:22	1:52	2:22	2:52	3:22
#14 Main and Oak	7:25	7:55	8:25	8:55	9:25	9:55	10:25	10:55	11:25	11:55	12:25	12:55	1:25	1:55	2:25	2:55	3:25

UW-Platteville students ride free with student ID, all other rides \$1.00. Buses only pick up passengers at marked stops but may drop off passengers between stops on the existing route by request. Stand next to the bus stop when waiting; buses may arrive up to three minutes before or after the scheduled time.



COVID continues to impact service. For the most recent updates, visit



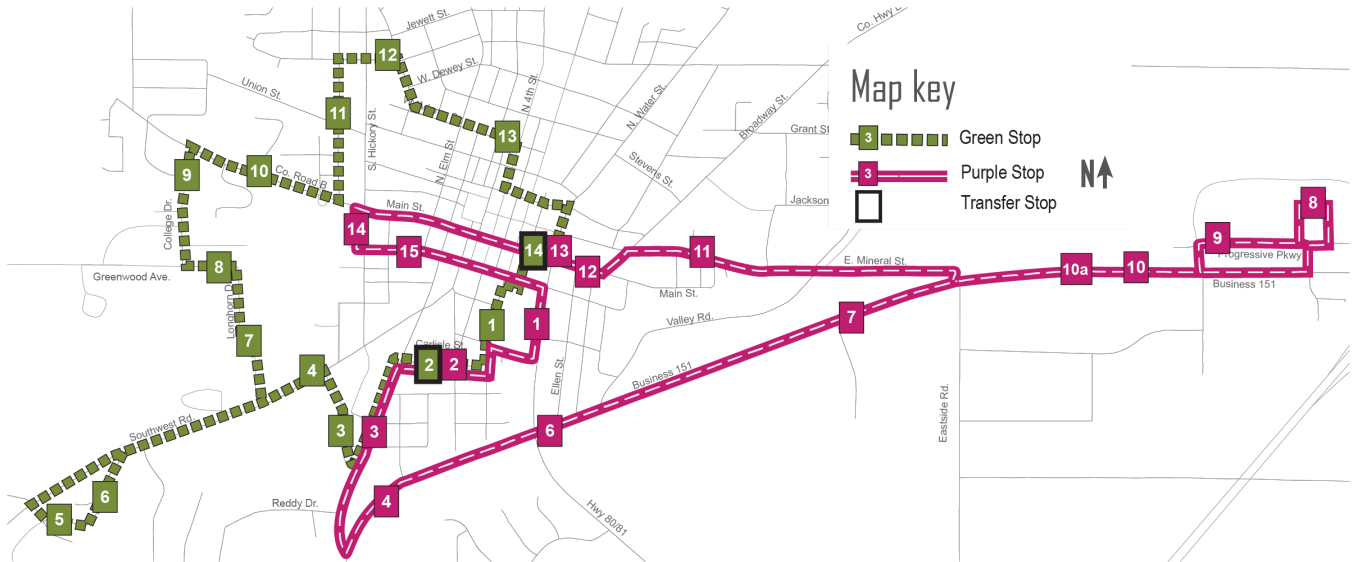
[platteville.org/transportation](http://platteville.org/transportation)





# Purple Route

Runs when UW-Platteville Classes are in Session  
 Saturday 2:00 p.m. – 6:00 p.m.



STOP NAME	P.M.	P.M.	P.M.	P.M.	P.M.	P.M.	P.M.	P.M.	P.M.	P.M.
#1 Piggly Wiggly	2:02	2:32	3:02	3:32	4:02	4:32	5:02	5:32	6:02	6:32
#2 Carlisle and Chestnut	2:03	2:33	3:03	3:33	4:03	4:33	5:03	5:33	6:03	6:33
#3 Rountree Commons East	2:05	2:35	3:05	3:35	4:05	4:35	5:05	5:35	6:05	6:35
#4 Pizzeria Uno	2:07	2:37	3:07	3:37	4:07	4:37	5:07	5:37	6:07	6:37
#6 Culver's	2:09	2:39	3:09	3:39	4:09	4:39	5:09	5:39	6:09	6:39
#7 Pioneer Lanes	2:11	2:41	3:11	3:41	4:11	4:41	5:11	5:41	6:11	6:41
#8 Walmart	2:14	2:44	3:14	3:44	4:14	4:44	5:14	5:44	6:14	6:44
#9 Progressive Pkwy	2:15	2:45	3:15	3:45	4:15	4:45	5:15	5:45	6:15	6:45
#10 Millennium Cinema	2:16	2:46	3:16	3:46	4:16	4:46	5:16	5:46	6:16	6:46
#10a Aldi's	2:17	2:47	3:17	3:47	4:17	4:47	5:17	5:47	6:17	6:47
#11 Mineral and Commerce	2:20	2:50	3:20	3:50	4:20	4:50	5:20	5:50	6:20	6:50
#12 Mining Museum	2:22	2:52	3:22	3:52	4:22	4:52	5:22	5:52	6:22	6:52
#13 Main and Oak	2:24	2:54	3:24	3:54	4:24	4:54	5:24	5:54	6:24	6:54
#14 Ullsvik Hall	2:25	2:55	3:25	3:55	4:25	4:55	5:25	5:55	6:25	6:55
#15 Clare Bank	2:26	2:56	3:26	3:56	4:26	4:56	5:26	5:56	6:26	6:56

UW-Platteville students ride free with student ID, all other rides \$1.00. Buses only pick up passengers at marked stops but may drop off passengers between stops on the existing route by request. Stand next to the bus stop when waiting; buses may arrive up to three minutes before or after the scheduled time.



COVID continues to impact service. For the most recent updates, visit



[platteville.org/transportation](http://platteville.org/transportation)