

AGENDA

1. Call to Order
2. Approval of Minutes: October 28
3. Public Comments
4. Monthly Statistics
5. Review of Survey Responses
6. Taxi Fare Increase – Motion to approve \$0.50 increase for regular adult from \$2.75 to \$3.25; senior over 65, disabled and under 18 from \$2.50 to \$3.00. Out of City service from \$2.00 per mile to \$3.00 per mile.
7. Route Discussion
 - a. Budget
 - b. Hours of Service
 - c. Revision of routes
 - i. destinations for seniors
 - ii. unserved areas of town
 - iii. COA concern – After Hours Options
 - iv. Motion to approve elimination of the Green Route for 2022.
8. Meeting Schedule for PPT:
 - a. Next meeting will be Thursday, December 2 at 2:00 PM
 - b. Following meeting dates: December 16
9. Adjourn

Join Zoom Meeting

<https://us02web.zoom.us/j/81170157939?pwd=c1RnV1h4VEFjWmo5eHlSczdpSGFUUT09>

Meeting ID: 811 7015 7939

Passcode: 494585

PPT members present: Ericson & Enz (Community Reps), Searl (UWP-SUFAC), Geyer (UWP), Andrews (School District), Elskamp (UWP), Schnurer (UWP), Parrott (Council Rep) [arrived at 2:04pm]
PPT members absent: Hilfer (Hospital Rep), Kratz (UWP-Student Senate)
PPT ex-officio members present: Crofoot (City), Ernst (UWP)
PPT Staff Liaisons: Hellwig (Running Inc)
City Staff present: Sigwarth
Members of the public: Kyle Brady, Eli Johnson

Call to Order: Crofoot called the meeting to order on zoom at 2:03pm.

Approval of Minutes: October 14: Schnurer motion, Ericson second to approve minutes as written. Motion passed.

Public Comments: There were no public comments.

Route Discussion:

Budget / Hours of Service / Fares & Revision of Routes:

Crofoot noted the green route has not been running due to driver shortage. Schnurer noted that students do have concerns regarding the current bus route revisions, but staff are explaining the budget and driver issues to them.

Proposed Changes to Running, Inc's hours of service and fares (Taxi):

- shutting down the weekend routes earlier than the current end time of 3:00AM on Fri, Sat and Sun evening. Potentially offering the later hours only on Friday and Saturday, or ending the Fri, Sat, and Sun shifts at 11pm. These extra savings in hours could then be moved to the day shifts. This would also be a potential answer to COA's concern of hospital service after Taxi hours as Mon – Thurs the taxi is done at 8pm.
- Raising taxi fares:
 - \$3.25 for Adults (\$0.50 increase from current \$2.75)
 - \$3.00 for Seniors/Disabled/Under 18 (\$0.50 increase from current \$2.50)
 - \$2.50 or \$3.00 charge per mile outside of city limits (increase from current \$2.00)

Ericson proposed raising the bus fares for non-students from \$1 to \$2, closer to current taxi fares. Additional consideration is the drivers not having to carry change. Currently only exact change is accepted for the bus fare or purchase of monthly bus pass (\$50 for three months)

Enz: Comparing current taxi fares to area communities, \$3 matches those averages. For Main Street District Seniors and Low-Income, the Main Street program would be willing to pursue a grant to assist those in need with the cost of higher fares. A \$0.50 increase could be unsustainable for low- and fixed-income community members. Enz spoke in favor of keeping bus fares where they are at. The committee's goal is to improve bus ridership amongst the community, having transportation options similar priced would not achieve that. Geyer noted that the lower fare of the bus is an incentive to use it.

Parrott recommended looking into potentially adjusting fare for peak hours. Crofoot will check with DOT regarding legality and if that's something that can be done.

Enz inquired if a Safe Ride program is currently offered in the City. Crofoot and Hellwig noted that there were two previous programs that ran, but both are defunct at this time. Enz noted that Dubuque, IA does have a current non-profit, volunteer driven program DURIDE. If taxi fare increase became a hardship for seniors, we could connect with DURIDE and see if a similar program is viable here.

Hellwig mentioned he believed the state funded a medical transport program.

Survey Update:

Sigwarth updated the Committee that the online version of the survey is live and already has 8 responses. Paper copies of the survey and posters directing riders to the online survey have been distributed to Stratton Busses, Running Inc, Platteville Public Library and City Hall. The Senior Center has also received 100 copies to distribute with their home delivery meals and 100 copies to be distributed at the Center itself. Ericson would like to arrange a time to meet with the taxi drivers and bus drivers to gain additional insights. Geyer noted that previous data showing that disabled or seniors did not take the bus should be balanced by the understanding that up until very recently these citizens were told they should take the taxi.

Meeting Schedule for PPT:

Next Meeting – Thursday, November 18: Crofoot reminded Committee members that our next meeting will be Thursday, November 18 via Zoom at 2:00 PM.

Adjourn: Elskamp motioned to adjourn, second by Parrot, at 2:41pm.

Join Zoom Meeting

<https://us02web.zoom.us/j/81738996662?pwd=OWN1RnRZRE1CZjRFblc0ZjdhaHFhUT09>

Meeting ID: 817 3899 6662

Passcode: 279539



2021 TAXI SUBSIDY STATS

Month	Driver Hrs	Cost/Hr	Total Cost	Fare Rev \$	Subsidy	Riders	Revenue/Hr	Subsidy/Hr	Package Rev \$	Drive Thru Rev \$
January	1,101.03	\$ 30.66	\$ 33,757.58	\$ 30.00	\$ 33,727.58	3681	\$ 0.03	\$ 30.63	\$ 30.00	
February	1,050.93	\$ 30.66	\$ 32,221.51	\$ 46.00	\$ 32,175.51	3761	\$ 0.04	\$ 30.62	\$ 40.00	
March	1,164.63	\$ 30.66	\$ 35,707.56	\$ 60.00	\$ 35,647.56	4211	\$ 0.05	\$ 30.61	\$ 60.00	
April	1,104.85	\$ 30.66	\$ 33,874.70	\$ 60.00	\$ 33,814.70	3810	\$ 0.05	\$ 30.61	\$ 60.00	
May	1,088.07	\$ 30.66	\$ 33,360.23	\$ 92.00	\$ 33,268.23	3543	\$ 0.08	\$ 30.58	\$ 40.00	
June	1,132.17	\$ 30.66	\$ 34,712.33	\$ 232.00	\$ 34,480.33	3970	\$ 0.20	\$ 30.46	\$ 80.00	
July	1,170.63	\$ 30.66	\$ 35,891.52	\$ 8,124.75	\$ 27,766.77	2597	\$ 6.94	\$ 23.72	\$ 50.00	\$ 7.00
August	1,127.47	\$ 30.66	\$ 34,568.23	\$ 7,157.00	\$ 27,411.23	2665	\$ 6.35	\$ 24.31	\$ 50.00	\$ 8.00
September	1,071.33	\$ 30.66	\$ 32,846.98	\$ 8,655.25	\$ 24,191.73	2622	\$ 8.08	\$ 22.58	\$ 50.00	\$ 10.00
October	1,119.75	\$ 30.66	\$ 34,331.54	\$ 9,115.50	\$ 25,216.04	2510	\$ 8.14	\$ 22.52	\$ 60.00	\$ 12.00
November		\$ 30.66	\$ -		\$ -		#DIV/0!	#DIV/0!		
December		\$ 30.66	\$ -		\$ -		#DIV/0!	#DIV/0!		
Total	11,130.86		\$ 341,272.17	\$ 33,572.50	\$ 307,699.67	33,370			\$ 520.00	\$ 37.00
Average	1,113.09	\$ 30.66	\$ 28,439.35	\$ 3,357.25	\$ 25,641.64		\$ 0.04	\$ 30.62		

	Driver Hrs	Cost/Hr	Total Cost	Fare Rev \$	Subsidy
Contract	13,500.00	\$ 30.66	\$ 413,910.00	\$ 95,500.00	\$ 318,410.00
Percent of Total	82.45%		82.45%	35.15%	96.64%
Percent of Year	83.33%				

Annual Comparisons					
	2017	2018	2019	2020	2021
Hours	10,619.18	10,844.48	\$ 13,111.15	13,483.00	11,130.86
Cost	\$ 288,629.33	\$ 322,731.72	\$ 390,187.82	\$ 408,130.41	\$ 341,272.17
Fare Revenue	\$ 82,003.25	\$ 79,277.50	\$ 112,002.50	\$ 52,029.00	\$ 33,572.50
Subsidy Pymt	\$ 206,626.08	\$ 243,454.22	\$ 278,185.32	\$ 356,101.41	\$ 307,699.67
Riders	29,666	30,959	36,495.00	40,504	33,370
% of Budget Hrs	83.29%	93.13%	97.12%	99.87%	82.45%
% of Year	100.00%	100.00%	100.00%	100.00%	83.33%

Month	Adult	Student (Under 18)	Senior	Disabled	Other	Additional Rider(s)	Agency (Senior & Disabled)	Parcels	Prescriptions	Total All Trips
January	1817	553	416	895	0		0	2	1	3684
February	1857	728	380	796	0		0	4	0	3765
March	2056	776	479	900	0		0	6	0	4217
April	1788	739	415	868	0		0	5	1	3816
May	1606	690	435	812	0		0	4	0	3547
June	1692	747	465	1066	0		0	8	0	3978
July	917	43	405	540	0	349	343	5	0	2602
August	902	57	384	543	0	305	474	5	0	2670
September	921	93	351	591	0	321	345	5	0	2627
October	974	94	363	676		403	315	6	0	2831
November										0
December										0
Total	14530	4520	4093	7687	0		1477	50	2	33737



2021 Shuttle Bus Riders

	UW-P 2021	% change UWP (2020-2021)	Under 18 *Excludes 5 & Under	Adult	over 65	Disabled	Total	% change (20-21)	Total Expense	Subsidy	Bus Fares	Total Hours	Transfers	Bus Passes Sold (months paid)	BUS PASSES USED	AGE 5 & UNDER	FREE COVID19 RIDES	COVID19 SANITATION HOURS	COVID19 SANITATION COST
January	10	-99.6%	0	332	85	1	428	-83.5%	\$ 18,857.46	\$ 18,857.46	\$ -	504.75				23	96	6.75	\$252.18
February	0	-100.0%	0	1900	164	0	2064	-79.2%	\$ 23,144.52	\$ 23,144.52	\$ -	619.50				41	164	11.5	\$429.64
March	2	-100.0%	0	1825	227	0	2054	-56.5%	\$ 25,694.34	\$ 25,694.34	\$ -	687.75				54	229	13.75	\$513.70
April	0	-100.0%	0	1483	207	4	1694	1544.7%	\$ 25,488.86	\$ 25,488.86	\$ -	682.25	0	0		43	211	13.25	\$495.02
May	766	6863.6%	3	180	0	0	949	1029.8%	\$ 25,283.38	\$ 25,283.38	\$ -	676.75	0	0		43	183	10.25	\$382.94
June	23	21.1%	0	166	4	2	195	16.1%	\$ 10,021.82	\$ 10,021.82	\$ -	268.25	0	0		73	172	4.25	\$158.78
July (fares resume)	4	-77.8%	0	28	107	0	139	-21.0%	\$ 10,274.00	\$ 10,163.00	\$ 111.00	275.00	0	3	1	30		0	\$0.00
August	31	-72.1%	3	69	0	0	103	-66.6%	\$ 9,863.04	\$ 9,792.04	\$ 71.00	264.00	0	0	1	3		0	\$0.00
September	3173	228.1%	0	150	0	0	3323	201.3%	\$ 20,286.48	\$ 20,176.48	\$ 110.00	543.00	1	0	39	14		0	\$0.00
October	3926	254.0%	1	97	0	0	4024	220.4%	\$ 19,931.56	\$ 19,866.56	\$ 65.00	533.50	0	6	33	2		0	\$0.00
November	0	-100.0%	0	0	0	0	0	-100.0%	\$ -		\$ -	0.00	0	0				0	\$0.00
December	0	-100.0%	0	0	0	0	0	-100.0%	\$ -		\$ -	0.00	0	0				0	\$0.00
TOTALS	7,935		7	6230	794	7	14,973		\$ 188,845.46	\$ 188,488.46	\$ 357.00	5,054.75	1	9	74	326	1055	59.75	\$ 2,232.26
PERCENTAGE	53.00%		0.05%	41.61%	5.30%	0.05%	100.00%		100.00%	99.81%	0.19%								

Total Hours	5,120.5	Collected Fares	\$ 357.00	Cost/Rider	\$ 12.61
Total Hours w/o Sanitation	5,060.79	Bus Pass Revenue	\$ 150.00	State Subsidy	\$ 2.09
Riders/Hour (w/o Sanit. Hrs)	2.92	Total Revenues	\$ 507.00	Federal Subsidy	\$ 6.29
				City Subsidy	\$ -
Total Transfers	1			UW-P Subsidy	\$ 4.21
				Subsidy/rider	\$ 12.59
				Avg Cost Covered by Fares	\$ 0.02
				Total Cost Covered by Fares	\$ 357.00
Updated	10/6/2021				

Annual Comparisons					
	2018	2019	2020	2021 YTD	% Diff 20-21
Hours	7024.6	7041.6	5493	5,120.5	-6.78%
Cost	\$266,644.46	\$ 267,087.41	\$ 202,581.84	\$ 188,845.46	-6.78%
Subsidy	\$263,897.45	\$ 264,824.41	\$ 201,941.84	\$ 188,845.46	-6.49%
Bus Fares	\$ 2,547.00	\$ 2,263.00	\$ 640.00	\$ 357.00	-44.22%
Bus Passes	\$ 1,927.00	\$ 1,600.00	\$ 375.00	\$ 150.00	-60.00%
Transfers	45	192	57	1	-98.25%
Riders	60,750	69,294	21770	14,973	-31.22%
UWP	57,035	65,317	19389	7,935	-59.07%
UWP %	93.88%	93.88%	89.06%	53.00%	

* April and May's percentage change from 2020 is correct. In April 2020, bus had 41 UWP riders and in May only 11 UWP riders.

**October 21
Platteville Shuttle Summary Monthly Totals**

ORIGINAL	UW-P						Adult						Under 18						Over 65						Hdcp						Total Per Stop
	R	BL	B	O	G	P	R	BL	B	O	G	P	R	BL	B	O	G	P	R	BL	B	O	G	P	R	BL	B	O	G	P	
1 Rountree Commons East	0	9				6	0	0			0	0	0			0	0	0			0	0	0	0	0	0			0	15	
2 Southwest Health	0	1					0	6				0	0			0	0				0	0		0	0					7	
3 Farm & Fleet	0	1					0	0				0	0			0	0				0	0		0	0					1	
4 Wal-Mart	0	17				18	0	22			2	0	0			0	0				0	0		0	0					59	
5 Aldi	0	0				0	0	1			0	0	0			0	0				0	0		0	0					1	
6 Mineral & Commerce	0	0				0	0	0			0	0	0			0	0				0	0		0	0					0	
7 Mining Museum	0	0				0	0	0			0	0	0			0	0				0	0		0	0					0	
8 Main & Oak	0	2			18	0	0	5			0	0	0			0	0				0	0		0	0					25	
9 Garveys	0	0					0	0			0	0	0			0	0				0	0		0	0					0	
10 Ullsvik	0	16	0	8		11	0	1	0	0	0	0	0	0	0	0	0	0	0	0	0	0	0	0	0	0	0	0		36	
11 Clare Bank	0	11	0	8		2	0	17	0	0	0	1	0	0	0	0	0	0	0	0	0	0	0	0	0	0	0	0		39	
12 OE Gray		6	0		0			1	0		0		0			0	0				0	0		0	0					7	
13 Armory		0	0					0	0				0			0	0				0	0		0	0					0	
14 Neal Wilkins		0	0					0	0				0			0	0				0	0		0	0					0	
15 High School		0	0					4	0				0			0	0				0	0		0	0					4	
16 Legion Park		7	0					3	0				0			0	0				0	0		0	0					10	
17 Middle School		0	0					0	0				0			0	0				0	0		0	0					0	
18 Swimming Pool		0	0					0	0				0			0	0				0	0		0	0					0	
19 Park Place		0	0					1	0				0			0	0				0	0		0	0					1	
20 Camp & Lancaster		0	0					0	0				0			0	0				0	0		0	0					0	
21 Mason & Lancaster		0	0					0	0				0			0	0				0	0		0	0					0	
22 Westview Elementary		0	0					0	0				0			0	0				0	0		0	0					0	
23 Hathaway & Madison		0	0					0	0				0			0	0				0	0		0	0					0	
24 Washington & Union		3	0			0		0	0				0			0	0				0	0		0	0					3	
25 Piggly Wiggly				26		3			0		0		0		0		0				0		0		0					29	
26 Carlisle & Chestnut				7	0	0			0	0		0		0		0					0	0		0						7	
27 Rountree Commons West				2677	2				0	0		0		0		0					0	0		0						2679	
28 Student Center				426					15				0			0					0			0						441	
29 Southwest & Markee				3	0				0	0		0		0		0					0	0		0						3	
30 Fox Ridge & Edgewood				310	0				17	0		0		0		0					0	0		0						327	
31 Fox Ridge & Southwest				250	3				0	0		0		0		0					0	0		0						253	
32 Engineering Hall				45	0				0	0		0		0		0					0	0		0						45	
33 Longhorn & Greenwood				5	0				1	0		0		0		0					0	0		0						6	
34 Circle Dr				23					0			0		0		0					0			0						23	
35 College & Main				0	0				0	0		0		0		0					0	0		0						0	
36 West Main				1	0				0	0		0		1		0					0	0		0						2	
37 Rountree & Alden				0	0				0	0		0		0		0					0	0		0						0	
38 Madison & Lancaster				0					0	0		0		0		0					0	0		0						0	
39 Uno's						0					0					0							0								0
40 Culver's						0					0					0							0								0
41 Pioneer Lanes						0					0					0							0								0
42 Parkway Grill						0					0					0							0								0
43 Millenium Theater						1					0					0							0								1
Totals	0	73	0	3789	23	41	0	61	0	33	0	3	0	0	0	1	0	0	0	0	0	0	0	0	0	0	0	0	4024		

Red Route Totals	0
Black Route Totals	134
Blue Route Totals	0
Orange Route Totals	3823
Green Route Totals	23
Purple Route Totals	44
Total	4024

Under 18	1
UW-P	3926
Adult	97
Over 65	0
Hdcp	0
Total	4024

Riders under age 5 2

Platteville Public Transit Survey: Recap

Presented to the Platteville Public Transportation Committee on 11/18/2021

- Survey was circulated from October 26 to November 17, 2021
- 122 responses were collected, exactly half were digital, and the rest were by hand
 - 50 responses were bus riders
 - 8 responses used both the bus & taxi*
 - 22 responses were taxi riders
 - 41 responses did not currently use the taxi or bus
- Responses have been organized into responses by taxi, bus, and non-riders, as well as an overall look at the demographics of all 122 respondents.

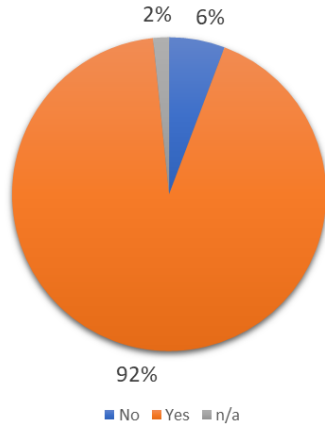
**These 8 responses were included in both the taxi and bus compilation of data*

PPT Survey: All Respondents

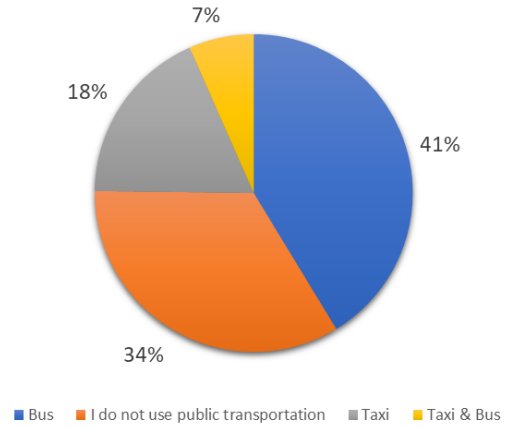
Presented to the Platteville Public Transportation Committee on 11/18/2021

Respondent Demographics:

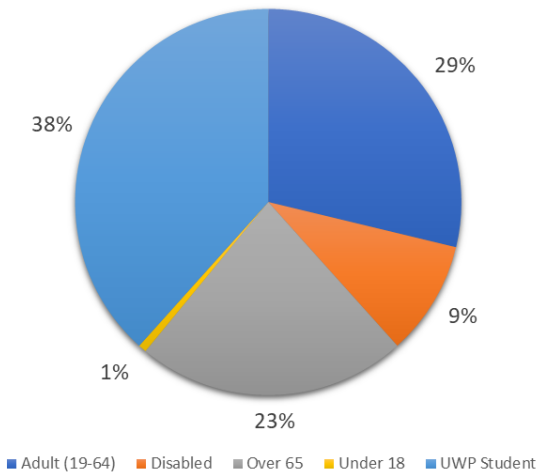
Do you currently reside in the city limits of Platteville, WI?



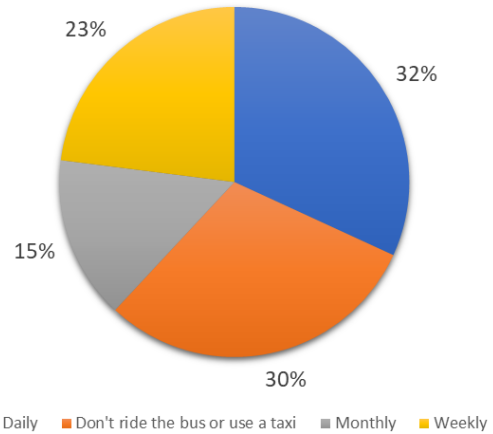
Which public transportation option do you use?



Which category applies to you? (Indicate all that apply)



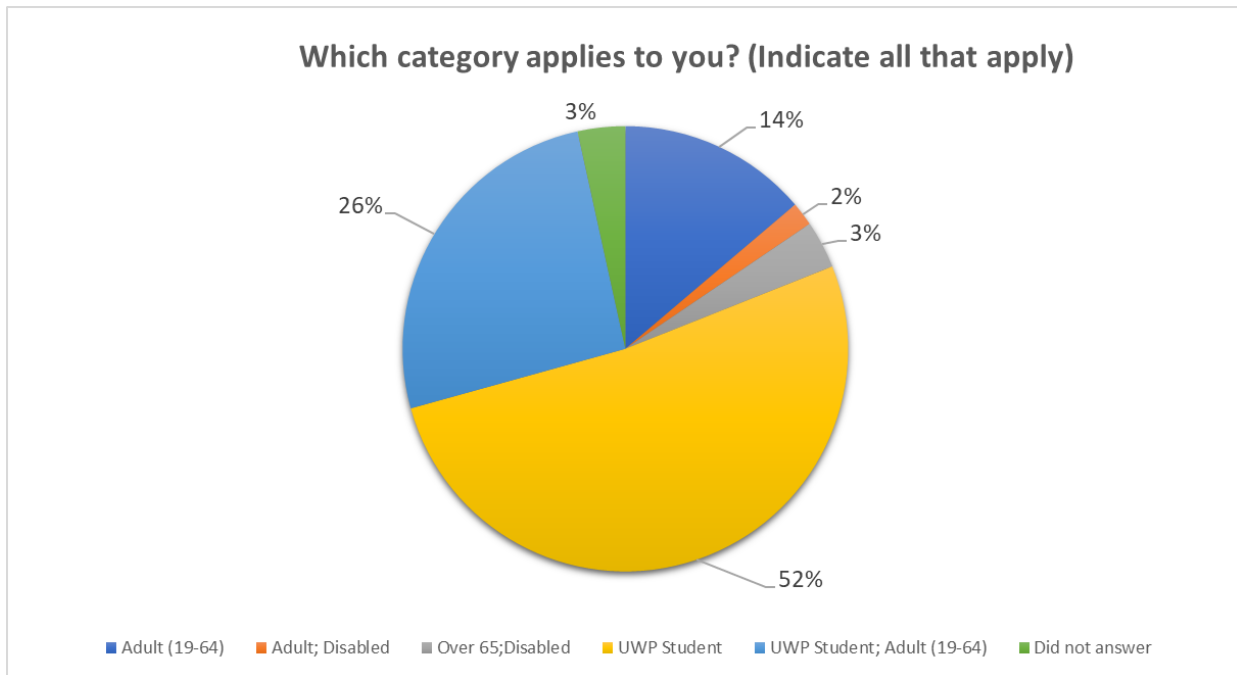
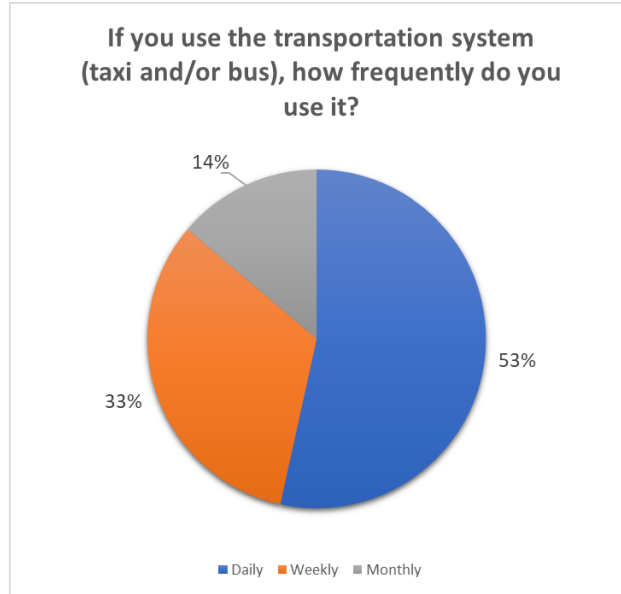
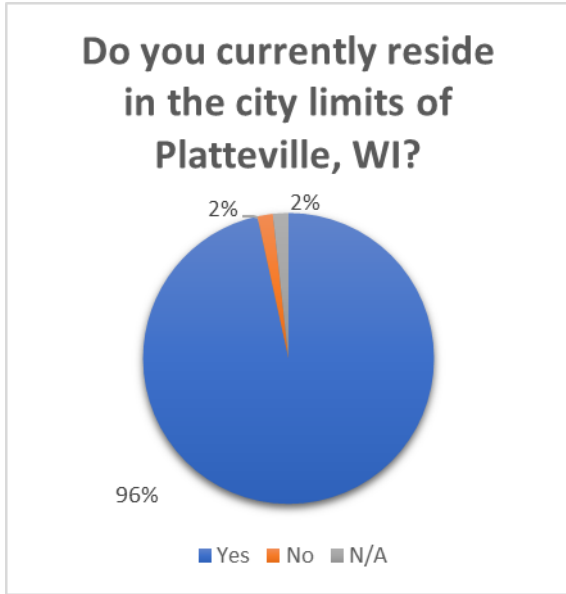
If you use the transportation system (taxi and/or bus), how frequently do you use it?



PPT Survey: Bus

Presented to the Platteville Public Transportation Committee on 11/18/2021

Bus Riders Demographics:

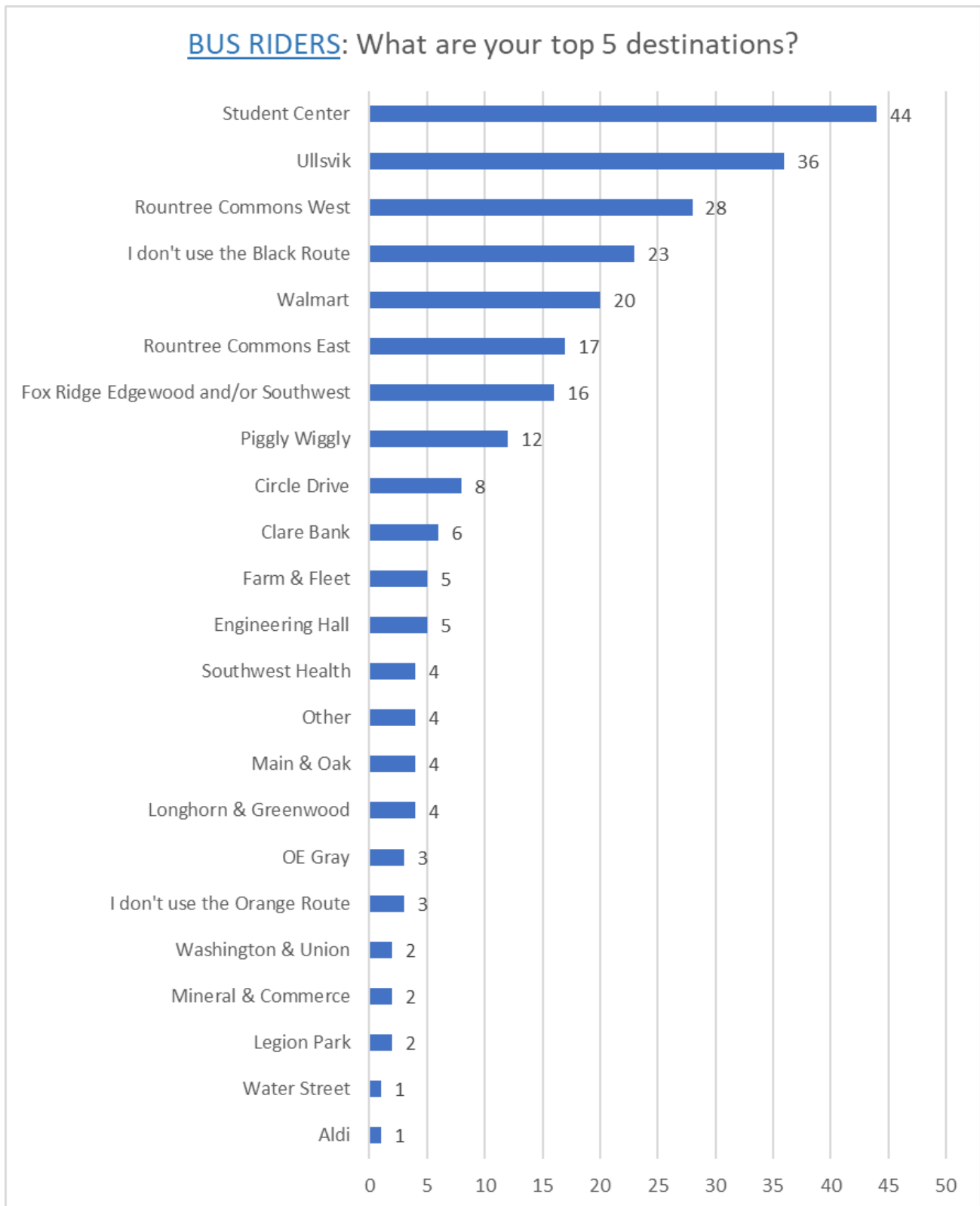


**These 8 responses were included in both the taxi and bus compilation of data*

PPT Survey: Bus

Presented to the Platteville Public Transportation Committee on 11/18/2021

Bus Riders Responses:



PPT Survey: Bus

Presented to the Platteville Public Transportation Committee on 11/18/2021

Survey Question: Is there a destination(s) you wish the bus would stop at?

Responses have not been edited but are presented as written on the survey.

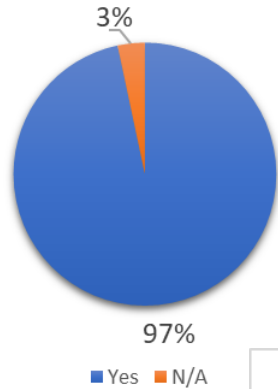
1. The bus stop is wonderful and I greatly appreciate the service and it's drivers
2. House of Peace, Bears' Court
3. Corner of Markee Ave and Southwest Rd. after leaving the student center.
4. Bridgeway/Southwest Halls
5. Menards
6. Medical Assoc / Southwest Health
7. Depac Co Bank; City Park; Water Street Lot; Fairfield Dr Apts
8. We don't ride any bus because they do not come to the Pioneer Apartments. Why not?
9. No
10. no
11. Center for the Arts/Doudna Hall
12. N/a
13. PAC
14. no
15. Engineering Hall/Busby@UWP

PPT Survey: Taxi

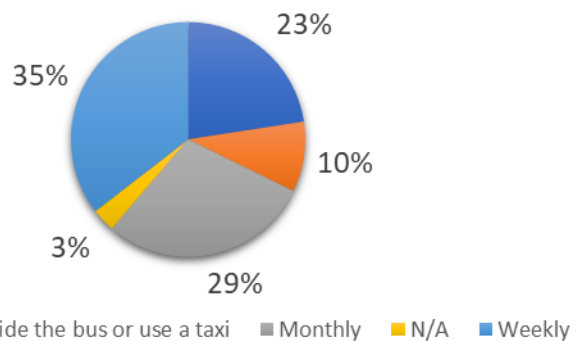
Presented to the Platteville Public Transportation Committee on 11/18/2021

Taxi Riders Demographics:

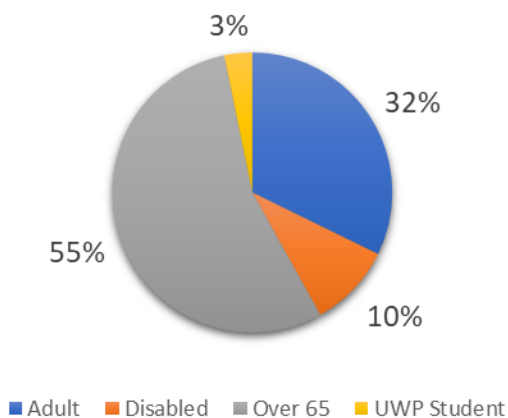
Do you currently reside in the city limits of Platteville, WI?



If you use the transportation system (taxi and/or bus), how frequently do you use it?



Which category applies to you? (Indicate all that apply)

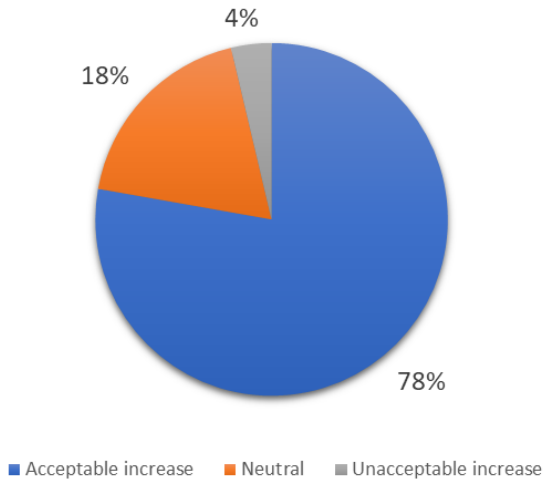


PPT Survey: Taxi

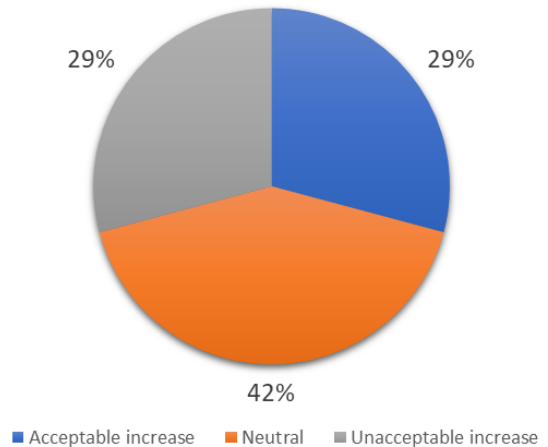
Presented to the Platteville Public Transportation Committee on 11/18/2021

When asked to rate fare increases at the Taxi:

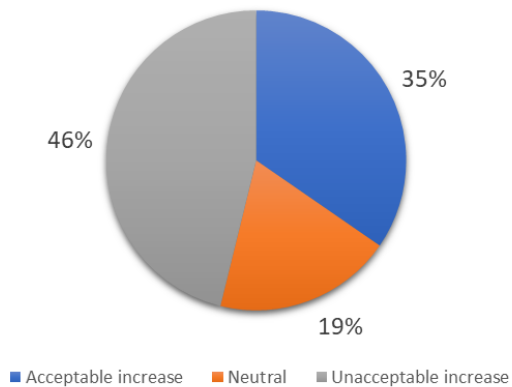
Fares increase to \$3.00/adults and \$2.75/seniors/hdcp/children



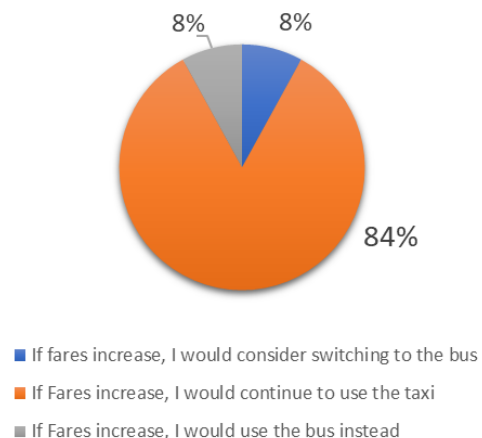
Fares increase to \$3.25/adults and \$3.00/seniors/hdcp/children



Fares increase to \$3.50/adults and \$3.25/seniors/hdcp/children



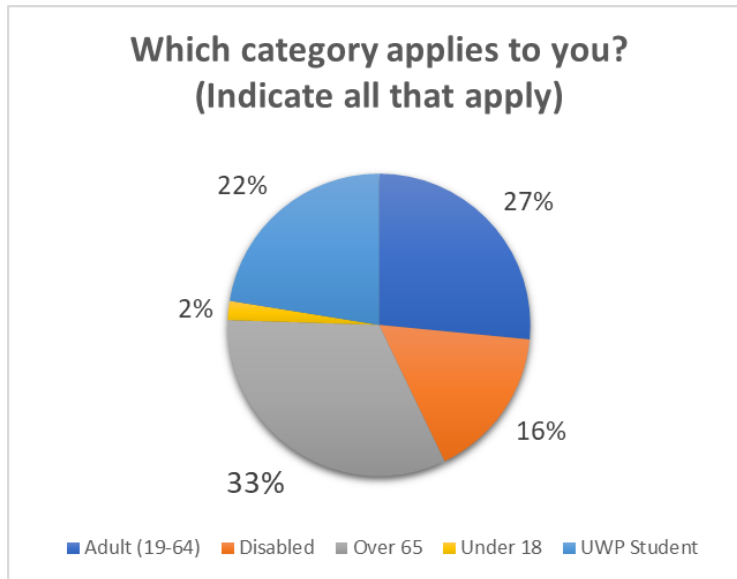
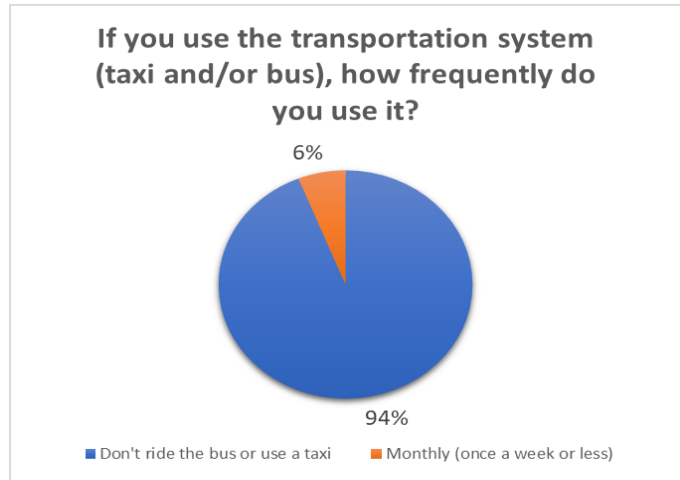
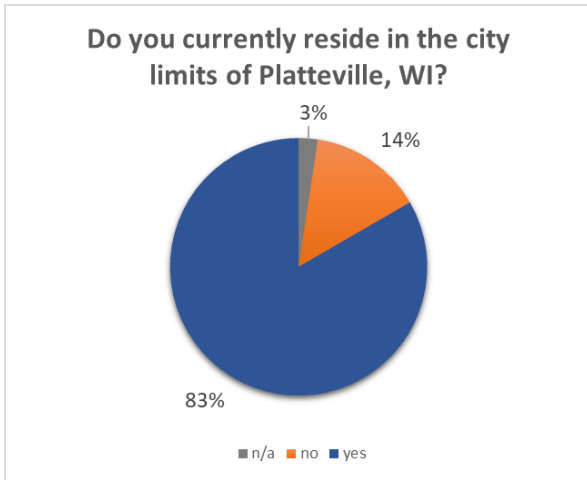
Would a fare increase at the taxi service make it more likely that you would use the public bus instead? (Current bus fee is \$1 per ride)



PPT Survey: Non-Riders

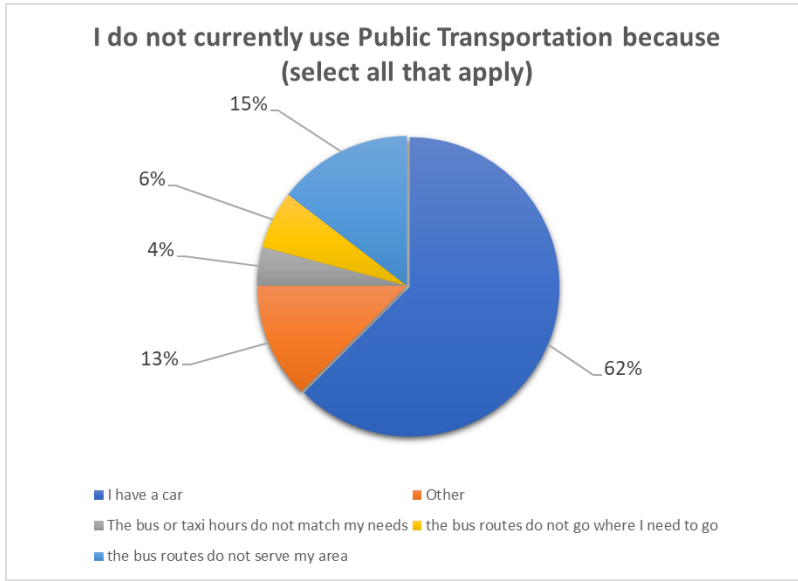
Presented to the Platteville Public Transportation Committee on 11/18/2021

Non-Riders Demographics:



PPT Survey: Non-Riders

Presented to the Platteville Public Transportation Committee on 11/18/2021



Responses under Other:

- Family Takes Care of Me
- I can't get to them to ride
- choose to walk or bike
- I do not have a car and everything is close enough to walk or have my roommate drive me to
- My Daughter takes me
- My kids take me

Based on your answers above, please expound on the reasons that the bus and/or taxi currently does not serve your needs.

1. As it is now, our bus is too big to justify running. We live on a route and see it go by us empty all the time. Alternative options should be explored.
2. As long as I can drive, I'm O.K. However, if not capable of driving, I need a Taxi to get my needs
3. Don't generally use it myself as I have a car, but I know people who do and I am thankful it is available as an option should I need it.
4. I am able to drive myself
5. I am disabled and have 14 steps in front and serve doesn't come up to back. Plus walking is hard, climbing impossible.
6. I commute to Platteville for work & do not live in the city.
7. I don't travel often so do not spend a lot on gas for my car
8. I have a car and live approximately 1 mile from the nearest bus stop at Legion Field.
9. I have a car, but I think it is very important for those who do not have a car to be able to do their shopping and banking in Platteville. It is also very important for people to be able to get to their doctor appointments.
8. I have a car. But my neighbor needs and uses the bus service
9. I have heard from seniors that the taxi is very important and keeping costs down is also important
10. I have me roommate to drive me because we always are together anyways.
11. I live approximately 2 miles out of town limits.
12. I live in the township and have my own transportation
13. It comes to early and gets me to class like 35 minutes early with nothing to do
14. It is just more convenient to use my car
15. My wife and I live in the in the furthest NE location in Platteville (2-3 blocks East of the Golf Course). The current closest stop for me to get on a bus is at Legion Field which is about one mile from our home, so we currently drive our cars.
16. Only would use if car was in the shop getting fixed
17. Stop is too far from bridgeway commons
18. The bus does not go to the college farm.
19. They dont stop near my res hall or work at convenient times to go around campus.

Responses are presented as received and have not been edited to correct misspellings or grammar

PPT Survey: Non-Riders

Presented to the Platteville Public Transportation Committee on 11/18/2021

These notes were written on the hard copies of the survey distributed through the Senior Center, Taxi and Bus.

1. I'm handicapped so I ride the taxi. It has a ramp. Can't ride [bus]. Handicapped - can't get on and off without help. Handicapped. Use a walker. [These notes were written on several different sections of the survey]
2. Can't use bus. Not handicap accessible
3. will accept card [illegible] now reg fair[written next to fare increase question]
4. Don't need prize, just wanted to answer ??
5. used for school and work
6. The bus routes are incredibly important especially for disabled students & those who do not have a car!

NOTICE OF PUBLIC HEARING

City of Platteville, Wisconsin

A public hearing will be held on Tuesday, December 14, 2021 at 7:00 p.m. in the Council Chambers of the Municipal Building at 75 North Bonson Street, Platteville, WI to receive comments from the public concerning a proposal to increase Shared Ride Taxi fares as of January 1, 2022. The public hearing will also include a request to receive comments from the public concerning a proposal to eliminate the “Green” shuttle bus route on Friday and Saturday nights as of January 1, 2022.

Notice is hereby given
this 18th day of November, 2021
by:

Howard B. Crofoot, P.E.,
Director of Public Works

Published: November 24, 2021 and December 1, 2021