

2026 Jefferson Street Reconstruction Project Public Information Meeting #1

January 22, 2026 @ 6:00 PM

Presented by:

Howard Crofoot, P.E. – Director of Public Works

Dan Dreessens, P.E. – Project Engineer



Project Contacts

City of Platteville:

Howard Crofoot, P.E.

Director of Public Works

608-348-9741, ext. 2240

Email: crofooth@Platteville.org

Mark Rohloff

Interim City Manager

Email:

citymanager@platteville.org

Delta 3 Engineering:

Dan Dreessens, P.E.

Project Engineer

608-348-5355, ext. 1002

Email:

dreessensd@delta3eng.biz

David Thering, ext. 1031

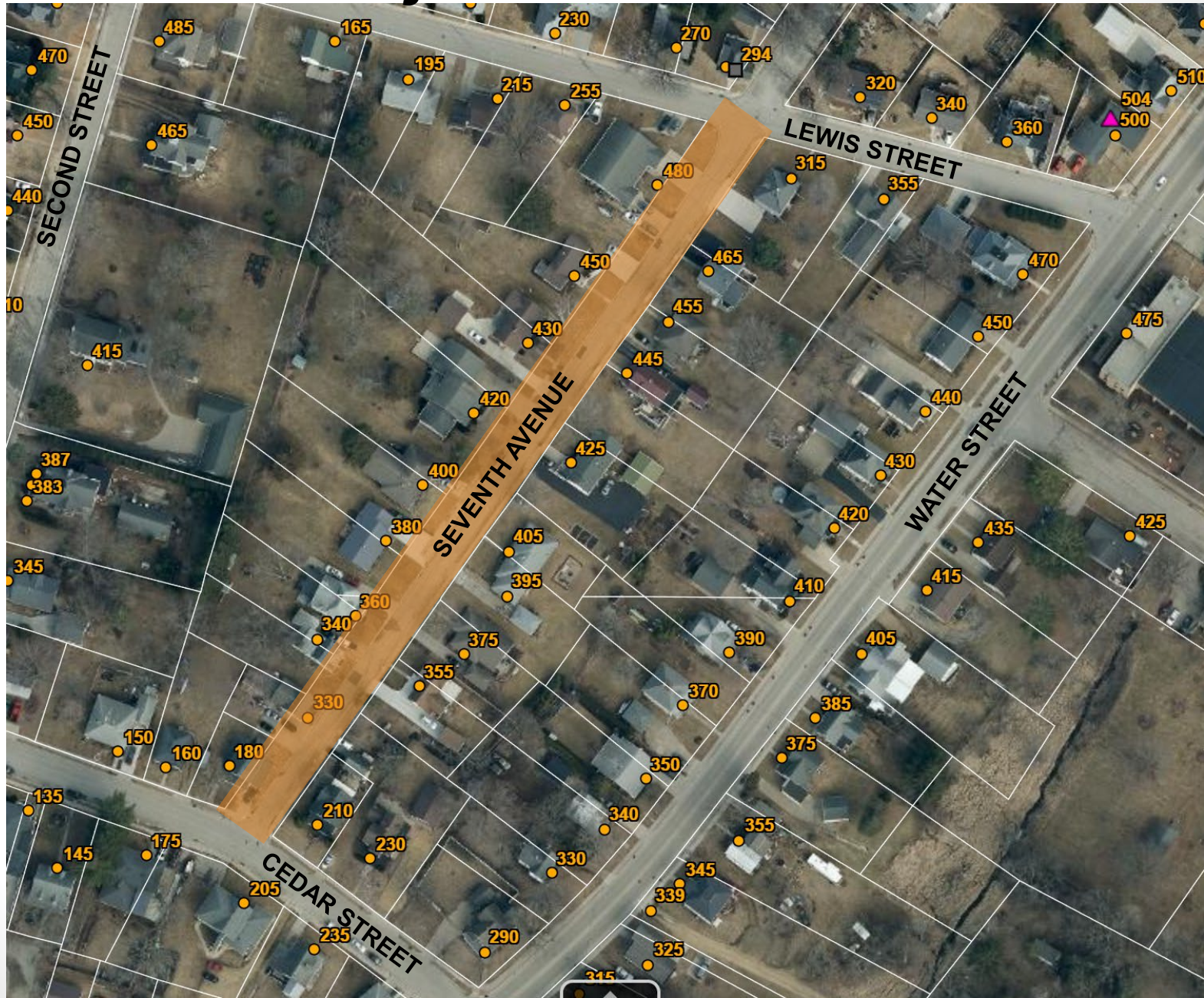
Design Engineer

608-348-5355, ext. 1031

Email: dithering@delta3eng.biz

Agenda of Meeting:

- Overview of the Project
- Overview of the Work that will Typically be Completed for Your Property
- Preliminary Schedule for the Project
- Answer General Questions
- End General Presentation and Answer Individual Questions

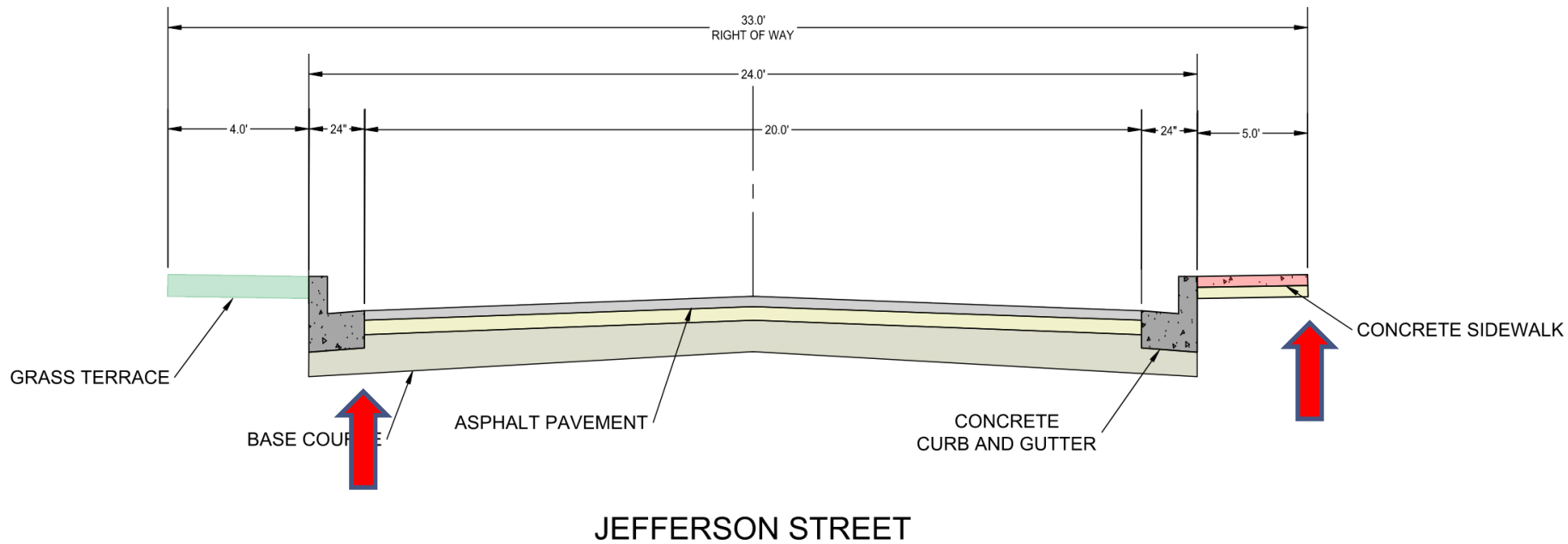


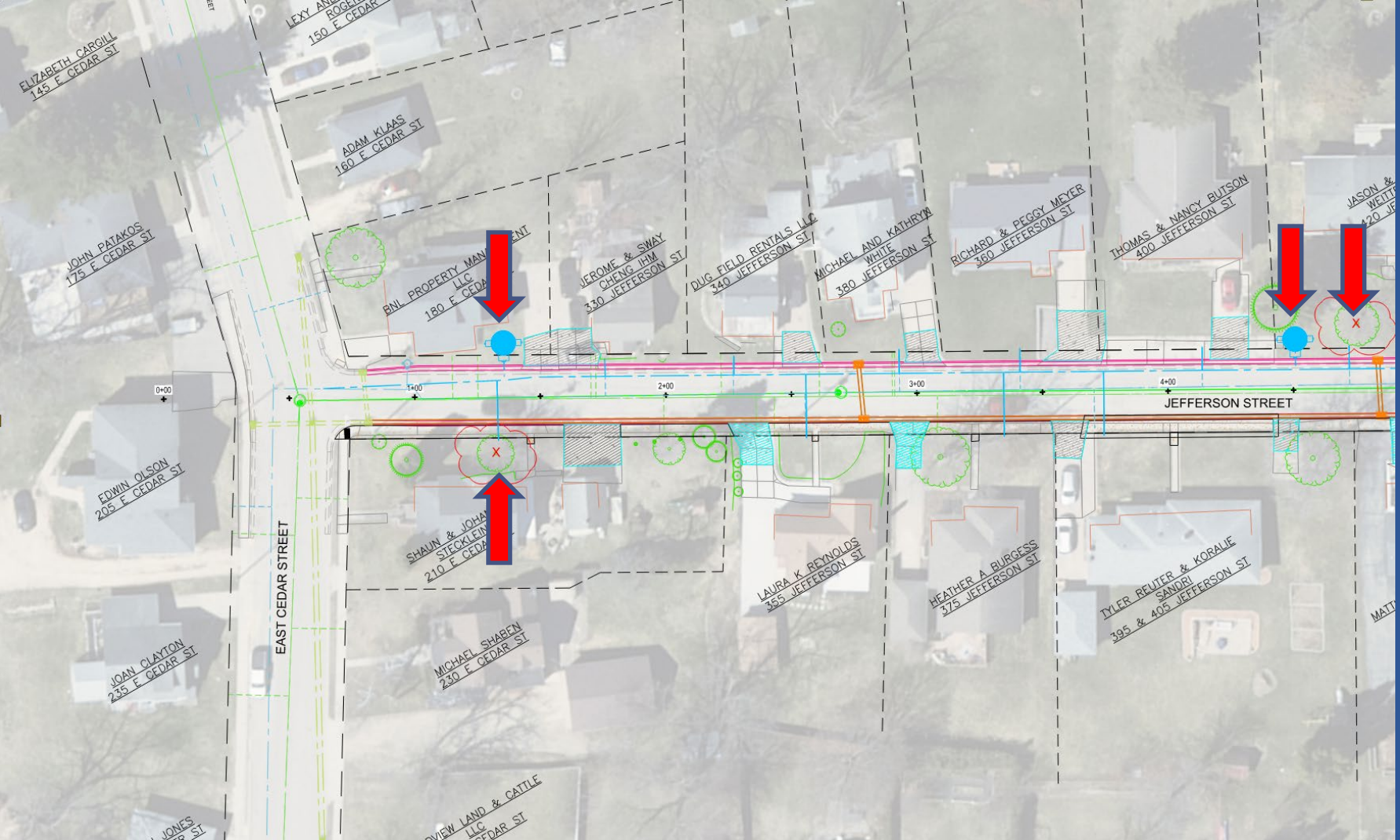
Project Details:

- Length of Project = 790'
- Utility Reconstruction:
 - Replace Watermain & Sanitary Sewer
 - Add Storm Sewer
- Street Reconstruction
 - Replace gravel base
 - Replace curb and gutter
 - Replace asphalt pavement
 - Replace sidewalk on east side only
- **Estimated Cost = \$925,500**

Proposed Street Cross-Section

- Increase width from 22' +/- to 24'
- Replace 5 sidewalk on east side
- Back of Sidewalk location will not change on east side
- Curb on west side will move 2' +/- to west





Street Width = 24'

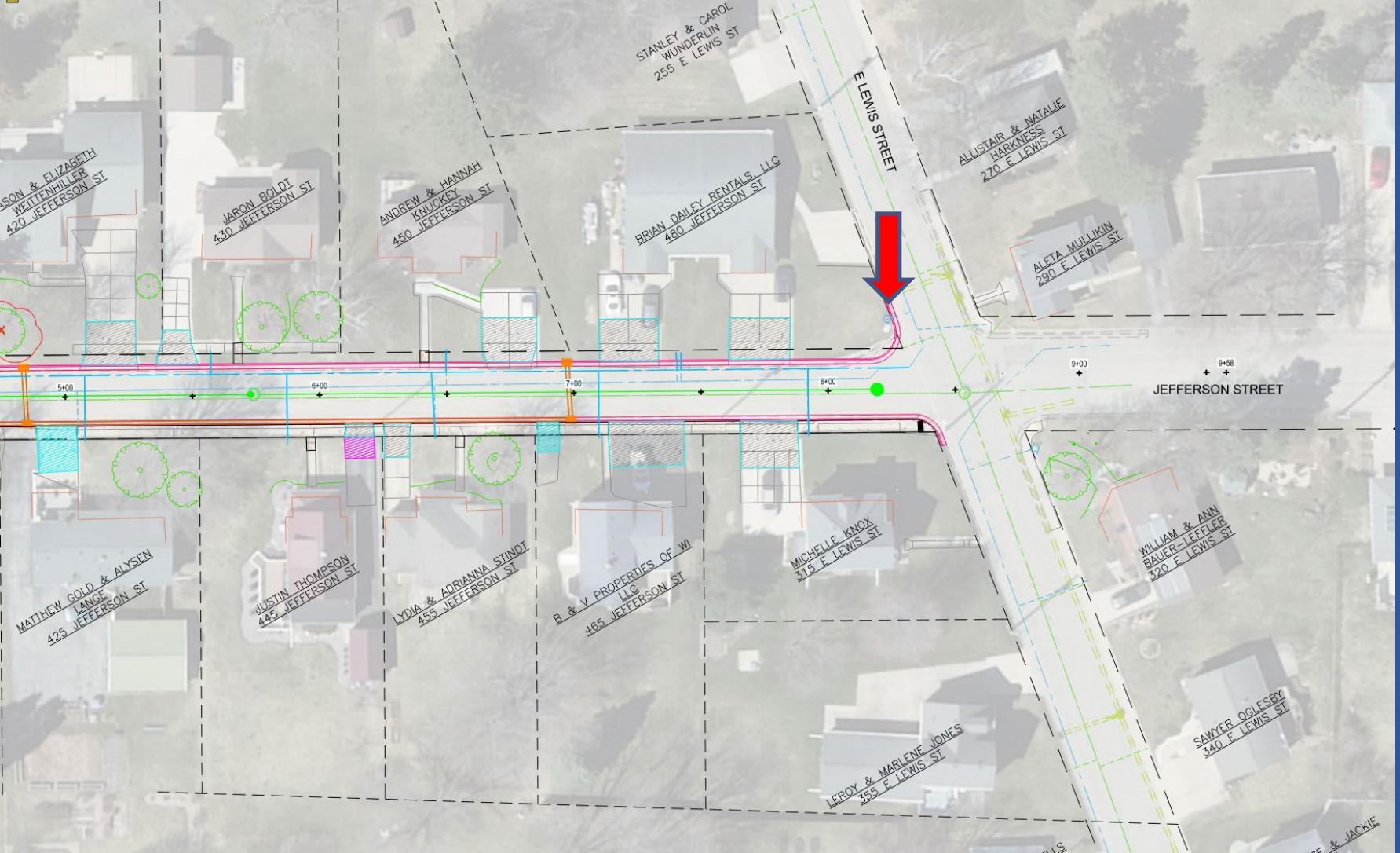
Relocate hydrant at Cedar Street

5' sidewalk on east side

Tree removal at 210 E. Cedar

Add hydrant mid-block

Tree removal at 420 Jefferson



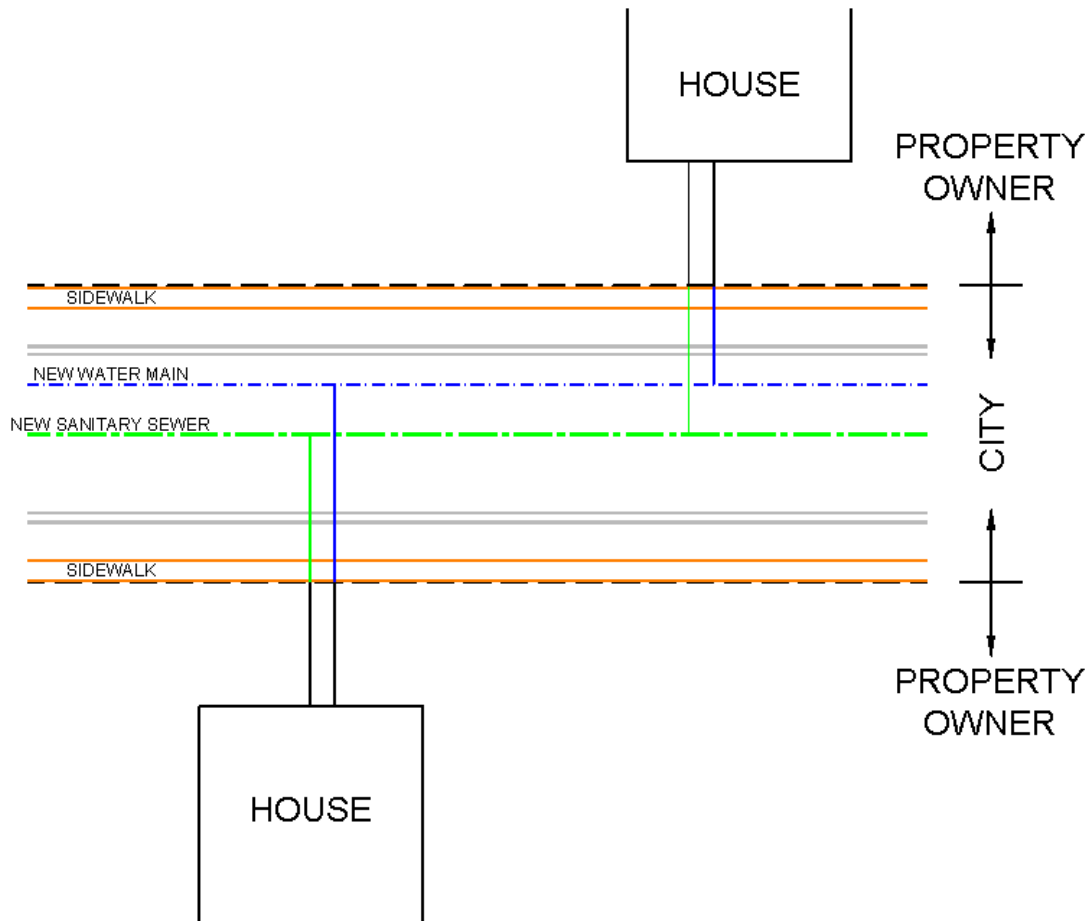
Street Width = 24'

5' sidewalk on east side

Replace southwest corner of Jefferson and Lewis

Water & Sewer Laterals

- City's Contractor will be replacing the City's portion of your water service and sewer lateral:



Water & Sewer Laterals

- Other notes on laterals:
 - There are several laterals that we do not know where they connect to the sanitary sewer line in the street
 - Delta 3 will be contacting most property owners for permission to enter the basement to locate where it exits
 - During construction, your sewer lateral will be televised to check for condition
 - If an issue (sag, poor condition, roots, etc.) is found you will be notified
 - You are not required to replace, this is for information only
 - If you choose to replace, it will be at your expense
 - If your water service is in bad condition, City personnel will notify you
 - You are not required to replace, this is for information only
 - If you choose to replace, it will be at your expense

Water Outages

- During construction there will be several planned water outages:
 - There will be a 24-hour notice (i.e. previous day)
 - They will be planned for during the day
 - They will be scheduled from
- Plan on 2 to 3 for the project
 - Due to existing valving, entire street needs to be turned off
- 1 final water outage when your water service is replaced
 - Contractor will try to notify the night before or the morning of
 - Typically, will only last a couple of hours
- Emergency water outages:
 - This is a construction project
 - There is the possibility that a water main or service is accidentally damaged
 - Contractor/City will repair as soon as possible
- Under no circumstance will the contractor be allowed to leave the job without turning the water back on, unless they have received permission from project engineer to do so
- If you do not have water and you do not see anyone working, please notify the on-site inspector or City as soon as possible!

Other Utility Outages

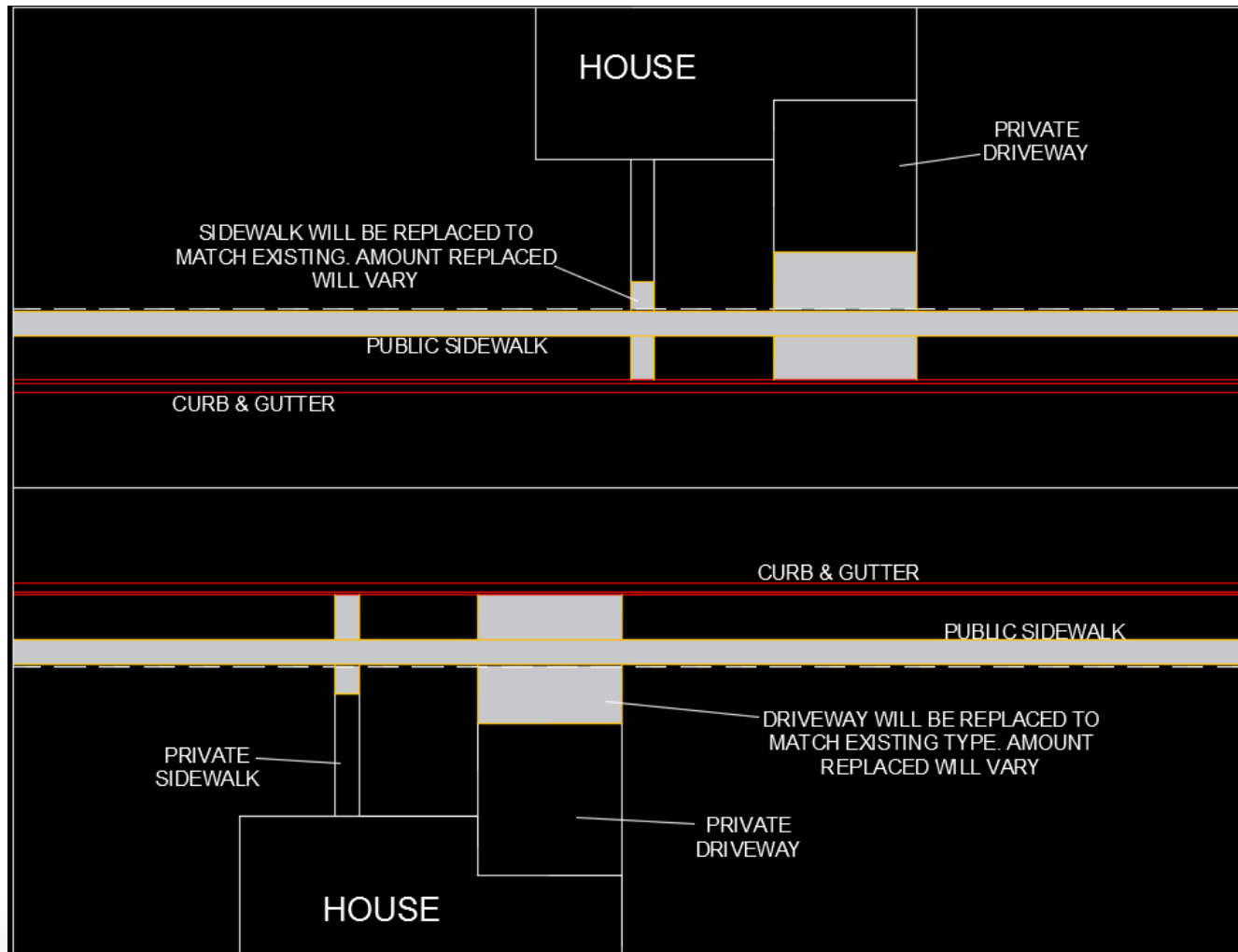
- Alliant Energy:
 - Responsible for natural gas and electric
 - May be replacing gas lines and electric lines
 - Will be responsible for notifying customers of outages

- Brightspeed/Spectrum:
 - Responsible for telephone/fiber optic
 - May be moving lines/poles
 - May still be working on fiber optic upgrade
 - Will be responsible for notifying customers of outages

- We will be working with both utilities on moving their facilities so that they do not interfere with street, sidewalks, and storm sewer
 - Poles will be located at the back of curb/front of sidewalk

Curb, Sidewalk, and Driveway Replacement

- City's Contractor will be replacing the curb and gutter, sidewalks (if applicable), and driveways in order to match the new street into your property



Curb, Sidewalk, and Driveway Replacement (cont.)

- You have the option to hire your own contractor to finish replacing your private driveway or sidewalk, before, during, or after construction.
 - City's contractor may not be interested in doing private work!
- If you choose to have work done on your property, please let us know so that we can coordinate the City's work with yours!
- Driveways will be replaced to existing width. If you would like a wider driveway, the City will consider this on a case-by-case basis.
- Driveways will be replaced to match existing material type.
- Driveways (replaced by City's contractor) will be required to be 6 inches thick with reinforcement.
- City's contractor will be responsible for final grading of lawn areas, placement of black dirt, and reseeding as necessary for areas damaged as a result of the City's work.

Tree Removal

- We have preliminarily identified trees that may need to be removed due to sidewalk, street, or utility work
- If you think your tree will be damaged, please let us know as soon as possible
- If your tree is removed, there is a reimbursement program through the City of Platteville to replace the tree(s) – but only if it was required to be removed as part of the project
- Additional trees may be identified to be removed. We will contact you as soon as we know that your tree will need to be removed.
- Utility companies may need to remove additional trees as part of their relocation project. They will be contacting you directly.

Access During Construction

- There will be absolutely **NO THRU TRAFFIC**
 - There are side streets for non-local traffic to navigate around the project site
- For local traffic, the intersections on the north and south ends will be open
- There will be times when you will be unable to access your driveway:
 - Installation of utilities (water, sanitary sewer, storm sewer, etc.)
 - Specifically, when directly in front of your property
 - Street excavation
 - Installation of curb & gutter, sidewalks, and driveways
 - Need 7 days to cure
 - Pavement placement
 - Lower layer: day of
 - Upper layer: night of or next morning (depending on temperatures)
- Will need to park on the side streets and walk to your residence
- When there isn't construction on your block you can park in your driveway
- Delta 3 will provide updates to the property owners regarding access throughout the project

2026 Project Schedule:

- Project will be bid out in mid March 2026
- Council will award the project to the lowest, responsible bidder in early April 2026
- Construction:
 - Project will start in May or June
 - Work will be required to be complete by the end of September 2026
- There may be some items (i.e. landscaping) that will need to be checked and, if necessary, replaced in Spring 2027

2026

The image shows a 2026 calendar grid. A red circle highlights the months of May, June, and September. A blue arrow points to the month of April. The calendar is organized into four rows of four months each. The months are: January, February, March, April; May, June, July, August; September, October, November, December. Each month is represented by a small calendar grid showing the days of the week (S, M, T, W, T, F, S) and the dates. The red circle is drawn around the months of May, June, and September. The blue arrow points to the month of April.

January	February	March	April
S M T W T F S 1 2 3 4 5 6 7 8 9 10 11 12 13 14 15 16 17 18 19 20 21 22 23 24 25 26 27 28 29 30 31	S M T W T F S 1 2 3 4 5 6 7 8 9 10 11 12 13 14 15 16 17 18 19 20 21 22 23 24 25 26 27 28	S M T W T F S 1 2 3 4 5 6 7 8 9 10 11 12 13 14 15 16 17 18 19 20 21 22 23 24 25 26 27 28 29 30 31	S M T W T F S 1 2 3 4 5 6 7 8 9 10 11 12 13 14 15 16 17 18 19 20 21 22 23 24 25 26 27 28 29 30
May	June	July	August
S M T W T F S 1 2 3 4 5 6 7 8 9 10 11 12 13 14 15 16 17 18 19 20 21 22 23 24 25 26 27 28 29 30 31	S M T W T F S 1 2 3 4 5 6 7 8 9 10 11 12 13 14 15 16 17 18 19 20 21 22 23 24 25 26 27 28 29 30	S M T W T F S 1 2 3 4 5 6 7 8 9 10 11 12 13 14 15 16 17 18 19 20 21 22 23 24 25 26 27 28 29 30 31	S M T W T F S 1 2 3 4 5 6 7 8 9 10 11 12 13 14 15 16 17 18 19 20 21 22 23 24 25 26 27 28 29 30 31
September	October	November	December
S M T W T F S 1 2 3 4 5 6 7 8 9 10 11 12 13 14 15 16 17 18 19 20 21 22 23 24 25 26 27 28 29 30	S M T W T F S 1 2 3 4 5 6 7 8 9 10 11 12 13 14 15 16 17 18 19 20 21 22 23 24 25 26 27 28 29 30 31	S M T W T F S 1 2 3 4 5 6 7 8 9 10 11 12 13 14 15 16 17 18 19 20 21 22 23 24 25 26 27 28 29 30	S M T W T F S 1 2 3 4 5 6 7 8 9 10 11 12 13 14 15 16 17 18 19 20 21 22 23 24 25 26 27 28 29 30 31

COMMUNICATION!!!!

IS THE KEY TO A SUCCESSFUL PROJECT

- If you have questions before the project, contact: (cards by sign-in sheet)
 - Dan Dreessens or David Thering, Delta 3 Engineering
 - Howard Crofoot, City of Platteville
- If you have questions during the project, contact:
 - Dan Dreessens, Delta 3 Engineering
 - Delta 3 Engineering's on-site inspector
 - Howard Crofoot, City of Platteville
 - Project's contractor (TBD)
- Delta 3 Engineering will have an on-site inspector present 75% of the time
- There will be a second public information meeting in May for the project once the contractor has been selected.
- Monthly on-site construction meetings will be held with the property owners during construction.

ANY GENERAL QUESTIONS?





FOR ATTENDING